

# PREPARING FOR WILDFIRES

Wildfire season in the United States typically runs in the western states from May through September, but the threat of a wildfire exists wherever there are wildland or wilderness areas throughout the year. A comprehensive emergency plan communicated and tested with your personnel helps minimize loss to your business.














## PREPARE

- Install smoke detectors and fire extinguishers, and consider automatic sprinkler systems, fire hoses and fire-resistant doors and walls
- Establish a process for alerting the fire department
- Develop and test an emergency plan with your employees, including evacuation procedures
- Create a “safety zone” around your building by removing combustible material
- Avoid open burning, especially close to structures or any flammable materials, including trees, brush, trash, or during the dry season
- Make sure you have copies of all important documents and photographs of all critical assets stored safely offsite in fire-resistant containers

					
Hydration Packs	Portable Coolers	Fire Extinguishers	Sports Drinks and Thirst Quenchers	Flashlights	Batteries
					
Headlamps and Hands Free Lights	Hoses	Weather Radios	Brush Removal Tools	Wind Meters	Binoculars

## RESPOND

- Do not lock your facility. Firefighters may need to gain quick entry to fight the fire
- If you are trapped inside, stay away from outside walls
- If you are outside and cannot escape the area, find a depression with sparse fuel or a road, and lie face down
- Cover yourself with anything that will shield you from the fire's heat
- If you or someone with you is burned, call 911; cool and cover burns to reduce chance of further injury or infection

					
Two Way Radios	Fire Hoses	Industrial and Fire Host Nozzles	Firefighter Gloves	Wildland Fire Fighting Jackets	Fire Hoods
					
Fire and Rescue Helmets	Fire and Rescue Boots	Respiratory Equipment	Hydrant Wrenches	Navigation and Tracking Systems	First Aid Kits
					
Thermal Imaging Cameras	Generators	Chainsaws	Tree Pole Climbers	Tree Saddles and Slings	Climbing Ropes

## RECOVER

- Do not return to your facility until local authorities report that it is safe to do so
- When you do return, wear protective clothing and check with local officials about air quality before entering the area
- Document damage to your facility and photograph all damage and compare to photographs and documents taken before the fire
- Report damage to your insurance company

					
Hand Tools	Power Tools	Pressure Washers	Wet/Dry Vacuums	Canopies and Tents	Utility Waste Containers