

MLB USA TODAY SPORTS' POWER RANKINGS

| Team | LW | Comments by Steve Gardner |
|---------------------------|------|---|
| 1. Tampa Bay Rays | 1 | The Rays have been baseball's hottest team for more than a month and have won 23 of their last 28 games since May 13. |
| 2. San Francisco Giants | 2 | Kevin Gausman won't win Cy Young with Jacob deGrom in the National League. |
| 3. Chicago White Sox | 4 | Who said Tony La Russa, 76, was too old to manage in the big leagues still. |
| 4. Los Angeles Dodgers | 6 | Max Muncy's injury the latest blow to the Dodgers. |
| 5. Boston Red Sox | 5 | The Red Sox, 20-10 on the road, begin a nine-game road trip on Tuesday. |
| 6. Oakland Athletics | 7 | Starting pitchers have dominated the last two weeks. |
| 7. San Diego Padres | 3 | Their latest skid comes against two first-place teams: the NL Central-leading Cubs and NL East-best Mets. |
| 8. Houston Astros | T-8 | Astros hitters own MLB's best batting average and have struck out the fewest times. |
| T-9. Chicago Cubs | 9 | In his first 10 starts, 3B Patrick Wisdom hit eight homers, tying Aristides Aquino for the most by any player in his first 10 games with a team since 1900. |
| T-9. Milwaukee Brewers | T-8 | Ten of their next 13 games against the Rockies, Diamondbacks. |
| 11. New York Mets | 11 | Signing Taijuan Walker (2.07 ERA in 11 starts) looks like a stroke of genius. |
| 12. Cleveland | 12 | Offense has heated up in June, with the club batting .280 collectively. |
| 13. Toronto Blue Jays | 13 | Vladimir Guerrero Jr. leads the majors with 21 home runs. |
| 14. New York Yankees | 15 | Tough week ahead with three-game series against Blue Jays and Athletics. |
| 15. Philadelphia Phillies | 17 | Zack Wheeler with 46 strikeouts over his last four outings. |
| 16. St. Louis Cardinals | 14 | Nolan Gorman, the organization's No. 2 prospect, is on a tear in the minors. |
| 17. Cincinnati Reds | 18 | RHP Hunter Greene is moving closer to the big leagues. His next start likely will be for Triple-A Louisville after his dominant start in Double-A. |
| 18. Atlanta Braves | 16 | The Braves sit five games back in the NL East and three games below .500. |
| 19. Kansas City Royals | 19 | Veteran catcher Salvador Perez showing no signs of slowing down. |
| 20. Los Angeles Angels | 23 | Justin Upton thriving in the role as a leadoff hitter. |
| 21. Miami Marlins | 22 | Second baseman Jazz Chisholm Jr. commands your attention with is electric persona, power, speed and defense. |
| 22. Seattle Mariners | 20 | Mitch Haniger, with 16 homers and 40 RBI, having another All-Star season. |
| 23. Washington Nationals | 21 | The chances of Max Scherzer becoming a trade candidate increase after every loss. |
| 24. Minnesota Twins | 24 | The Twins still know how to hit the long ball with 95 homers. |
| 25. Detroit Tigers | 25 | Utility man Harold Castro has pitched two innings this year without allowing a hit or a run. |
| 26. Colorado Rockies | T-27 | Road woes I: The Rockies own MLB's worst road record (5-27). |
| 27. Texas Rangers | T-27 | DH-OF Khris Davis, a three-time 40-HR hitter, is designated for assignment. |
| 28. Pittsburgh Pirates | 28 | Ke'Bryan Hayes has five extra-base hits since his return from the IL. |
| 29. Baltimore Orioles | 29 | Road woes II: The O's have lost 15 straight road games, their worst skid since the St. Louis Browns moved to Baltimore in 1954. |
| 30. Arizona Diamondbacks | 30 | Team woes: The D-backs are 5-33 in their last 38 games. |

Young stars lead early voting for 2021 MLB All-Star Game

Gabe Lacques
USA TODAY

Even as Major League Baseball contends with stultifying games, offensive ineptitude and a looming reckoning with pitchers' use of banned substances, its gaggle of young stars often find a way to paper over the game's warts.

The first batch of fan voting for the July 13 All-Star Game certainly reflects that.

Blue Jays slugger Vladimir Guerrero – likely the American League MVP front-runner – received more votes than any other player in balloting returns announced Monday. Guerrero, the 22-year-old son of a Hall of Famer, tops the entire American League slash line, ranking first in batting average (.344), on-base percentage (.450) and slugging (.688), for a major league-best OPS of 1.137. He also leads the majors with 21 home runs and 55 RBI and has received nearly 858,000 votes in early All-Star balloting.

Meanwhile, fans have an avenue to vote two-way star Shohei Ohtani into the game – he's the leading vote-getter at designated hitter; he's slugged 17 home runs with a .961 OPS and has nine stolen bases.

(For good measure, he's also struck out 68 batters in 47 1/3 innings with a 2.85 ERA as a pitcher.)

In the National League, Braves outfielder Ronald Acuña Jr.'s 804,000 votes lead the pack and ensure he'll receive his second career All-Star nod.

This year, Fernando Tatis Jr. should join him.

The wildly talented Padre with the \$340 million contract leads an impressive group at shortstop, tallying 701,000 votes. They are well-earned: He leads the NL with 19 home runs and a .654 slugging percentage.

All-Star starters will be announced July 1 and the remainder of the squad revealed July 4. MLB moved the game from Atlanta to Denver after a series of voter restriction laws were passed in Georgia.



Blue Jays first baseman Vladimir Guerrero Jr., the MLB homer leader, received the most votes in the initial All-Star Game tally. WENDELL CRUZ/USA TODAY SPORTS

Nightengale

Continued from Page 1C

panacea to all the offensive woes in the game, but the threat of the crackdown has already had a huge impact.

Spin rates drop, batting averages up

In the 11 days since MLB owners were told that the league was going to strictly enforce the ban of foreign substances, the spin rate (2,290 on fastballs), strike-out rate (23.4%) and walk rate (8.4%) are the lowest of any month this season.

The leaguewide batting averages, home runs, slugging and OPS (on-base-plus-slugging percentage) is the highest of any month. Hitters are batting .247 this month – compared to .232 and .239 the first two months – with a .318 on-base percentage, .419 slugging percentage and .737 OPS. The home run rate has soared from 12.7% to 14.7%.

Pitchers' average spin rate last week was the lowest this season. More than two-thirds of pitchers (67.2%) have had a reduced spin rate since June 3, including 37 pitchers by at least 100 rpm, according to theScore.com.

The argument by pitchers that they need sticky substances to improve their

grip to avoid hitting batters also lost considerable merit with walks decreasing from 9% to 8.4% with hit-by-pitches remaining flat at 1.2% per plate appearance.

There have been several noticeable decreases in spin rates in recent weeks, involving everyone from Trevor Bauer and Kenley Jansen of the Dodgers to Gerrit Cole of the Yankees to closers James Karinchak of Cleveland and Josh Hader of the Brewers.

The Red Sox pitching staff, coincidence or not, has badly struggled since owners were informed the league would begin its crackdown. The Red Sox have yielded a 9.23 ERA and 66 hits over 39 innings in the past nine games. The Red Sox deny any cheating. According to Statcast, four of their starters have had a reduction in spin rates.

"These guys are getting an extra 400, 500 rpms on their spin rate," Nationals first baseman Ryan Zimmerman told the Sports Junkies on 106.7-FM in Washington, D.C., last week, "which is basically taking a very mediocre pitcher who could be in the big leagues and propelling them to a level that is elite."

"Whether it is all their pitches, one pitch or whatever it is. To me, that's cheating. I can't do that with anything in the batter's box. I think that's where the problem lies."

Bauer, who signed a three-year, \$102 million contract, has drawn the most scrutiny. The spin rate on his four-seam fastball has increased by 550 rpm the last four seasons, and he leads all pitchers with his 2,822 fastball spin rate this season. His four-seam spin rate was 2,277 rpm in 2017 and has risen each year. Yet in his last two starts, his spin rate dropped by an average by 200 rpm.

Bauer is the one who called attention to pitchers cheating in 2018, pointing out the Astros' dramatically increased spin rate, and says he's all for the enforcement, as long as everyone is treated equally. "That's been the whole point this entire time," Bauer said. "Let everyone compete on a fair playing field. So if you're going to enforce it, enforce it. And if you're not, then stop sweeping it under the rug, which is what they've done for four years now. ... It would be nice as players to know what rules we're competing by and what rules are going to be enforced. As everyone knows, a rule that's written down that's never enforced is not a rule."

MLB tried to issue warnings before the start of the season, letting teams know it would routinely confiscate baseballs from pitchers, and track the difference in their spin rates. Managers were encouraged to freely ask umpires to check opposing pitchers if they were suspicious of illegal substances. Yet

with managers knowing their own guys were cheating, too, no one had the courage to ask.

The warnings clearly weren't working as the average spin rate for sliders increased by 353 rpm, curveballs 252 rpm and cut-fastballs 208 rpm since 2015, according to Statcast. The soaring increases don't happen unless your velocity suddenly soars or you're cheating.

Soon the cheating should come to an end, with Rule 6.02 (c) enforced by every umpire in the game and applied to every pitcher who takes the mound.

Baseball's dirty little secret, as Cardinals manager Mike Shildt called it, will finally be exposed.

You want to take a chance on being caught?

Feel free. But don't come crying when you are publicly humiliated and booed everywhere you go on the road.

The warnings have been loud and clear. Now, it's time for action.

Who knows? Maybe we'll actually start to see a return of offense in the game, too.

"I actually think it's a good thing because one of the things we've been fighting is the non-action in our game," Phillies manager Joe Girardi said. "I think this could change things. I really do. It will be interesting."

Gentlemen, start your checkpoints.

MARKETPLACE TODAY

For advertising information: 1.800.397.0070 www.russelljohns.com/usat

To view more Classified listings, visit: classifieds.usatoday.com

| | | | |
|---|--|---|---|
| <p>NOTICES</p> <p>PUBLIC NOTICE</p> <p>Notice to Bidders</p> <p>Region 14 ESC (the "Lead Agency"), on behalf of National Cooperative Purchasing Alliance (NCPA) and public agencies in all 50 states, that elect to access the Master Agreement is soliciting proposals to enter into Master Agreements for:</p> <ul style="list-style-type: none"> Advanced Cloud and On-Premise Communications Solutions #12-21 Cloud-Based SaaS Solution for Citizen Engagement and Government Transaction Processing #15-21 Debt and Lease Management Software and Consulting Services #21-21 Digital Healthcare Guidance #19-21 Electric Vehicle Purchase, Lease, Warranty, and Related Goods and Services #17-21 Facilities Management Solutions and Related Services #16-21 Heavy-duty Transportation Maintenance Equipment Solutions and Related Services #13-21 Industrial Cleaning Equipment, and Related Parts, Accessories, Warranty and Repair Services #22-21 Parking Access Revenue Control System #18-21 Parking, Transportation, and Mobility Services #20-21 Safe Email and Storage Accounts #14-21 <p>Due Thursday, July 22, 2021 at 2:00 pm CST</p> <p>Responses shall be received electronically no later than the submittal deadline via our online Bonfire portal at nca.bonfirehub.com.</p> <p>To request a copy of specifications, please visit NCPA's website www.ncpa.us.</p> | <p>PUBLIC NOTICE</p> <p>Sourcewell, a State of Minnesota local government unit and service cooperative, is requesting proposals for Parking Management Systems with Related Equipment, Supplies, and Services to result in a contracting solution for use by its Participating Entities.</p> <p>Sourcewell Participating Entities include thousands of governmental, higher education, K-12 education, nonprofit, tribal government, and other public agencies located in the United States and Canada.</p> <p>A full copy of the Request for Proposals can be found on the Sourcewell Procurement Portal https://proportal.sourcewell-mn.gov.</p> <p>Only proposals submitted through the Sourcewell Procurement Portal will be considered.</p> <p>Proposals are due no later than August 3, 2021, at 4:30 p.m. Central Time, and late proposals will not be considered</p> <p>LEGAL NOTICE</p> <p>The deadline to assert certain administrative expense claims in the bankruptcy cases of ITT Educational Services, Inc. (16-07207), ESI Service Corp. (16-07208) and/or Daniel Webster College, Inc. (16-07209) is July 29, 2021 at 4:00 p.m. (prevailing Eastern time). Please go to www.omnimgt.com/itt for additional information.</p> | <p>EDUCATION</p> <p>COLLEGES/ UNIVERSITIES</p> <p>OIL AND GAS INDUSTRIES UNIVERSITY SCHOLARSHIP</p> <p>Each year, The Oil and Gas Industries is pleased to announce its University Scholarship for USA Citizens. If you are educationally and economically disadvantaged students you are encouraged to apply.</p> <p>The university will award various scholarship awards according to programs. If you meet the eligibility criteria for an award and are in need of financial assistance, you are encouraged to apply.</p> <p>Course: Freshman courses Subject: Various subjects Eligibility: Freshman or current University/College Students Application Deadline: Varies</p> <p>Apply now: http://www.scholarships.oilandgasindustries.com</p> <p>BUSINESS OPPORTUNITIES</p> <p>PERPETUAL INCOME 365</p> <p>Brand New 3.0 Version In 2021</p> <p>EverlastingIncomes.com</p> | <p>MARKETPLACE</p> <p>BOOKS / PUBLICATIONS</p> <p>A Garden Observed: Cultivating a Life</p> <p>by Melanie Boyer</p> <p>Enchanting 220 page coffee-table devotional filled with garden photography</p> <p>Available on Amazon</p> <p>AUCTIONS</p> <p>AUCTIONS</p> <p>UNIQUE BUSINESS OPPORTUNITY FOR SALE</p> <p>Assets of a West Coast Based Mens, Womens & Kids Multicategory (Sportswear, Activewear, Resortwear, Loungewear & Swimwear) Clothing Manufacturing Company ABC Services Group, Inc., has been engaged by the secured creditor and is selling all assets of the company. Assets offered for sale include fixed assets, inventory, intellectual property, receivables, claims and other assets as is more fully described in the Notification of Disposition of Collateral at Public Sale dated June 3, 2021 pursuant to Section 9-610 et seq. of the Uniform Commercial Code in effect in the State of Delaware and California.</p> <p>All assets will be sold in bulk. To participate in the sale interested parties must submit an earnest money deposit, signed Bid Procedures & evidence of the financial ability to close by 5:00pm PDT on June 18, 2021. The sale will take place at 10:00am PDT on June 21, 2021 at the offices of ABC Services Group, Inc., located at 695 Town Center Drive, Ste. 650, Costa Mesa, CA. The Purchase Price must be paid by wire transfer in United States funds no later than 5:00pm PDT on June 22, 2021.</p> <p>For more info, please visit our website at bit.ly/abcuction1 or contact Chuck Klaus at 949.922.1211 or by email: chuck@abcservices.group</p> <p>Place your advertisement in USA TODAY Marketplace! To advertise, call: 800-397-0070</p> |
|---|--|---|---|

FOR THE RECORD

All times ET

NBA

CONFERENCE SEMIFINALS

Eastern Conference

Milwaukee 4, Brooklyn 3

June 5: Brooklyn 115, Milwaukee 107

June 7: Brooklyn 125, Milwaukee 86

June 10: Milwaukee 85, Brooklyn 83

June 13: Milwaukee 107, Brooklyn 96

June 15: Brooklyn 114, Milwaukee 108

June 17: Milwaukee 104, Brooklyn 89

June 19: Milwaukee 115, Brooklyn 111, OT

Atlanta 4, Philadelphia 3

June 6: Atlanta 128, Philadelphia 124

June 8: Philadelphia 118, Atlanta 102

June 11: Philadelphia 127, Atlanta 111

June 14: Atlanta 103, Philadelphia 100

June 16: Atlanta 109, Philadelphia 106

June 18: Philadelphia 104, Atlanta 99

June 20: Atlanta 103 Philadelphia 96

Western Conference

Phoenix 4, Denver 0

June 7: Phoenix 122, Denver 105

June 9: Phoenix 123, Denver 98

June 11: Phoenix 116, Denver 102

June 13: Phoenix 125, Denver 118

L.A. Clippers 4, Utah 2

June 8: Utah 112, L.A. Clippers 109

June 10: Utah 117, L.A. Clippers 111

June 12: L.A. Clippers 132, Utah 106

June 14: L.A. Clippers 118, Utah 104

June 16: L.A. Clippers 110, Utah 111

June 18: L.A. Clippers 131, Utah 119

CONFERENCE FINALS

(Best-of-7; x-if necessary)

Eastern Conference

June 23: Atlanta at Milwaukee, 8:30 p.m.

June 25: Atlanta at Milwaukee, 8:30 p.m.

June 27: Milwaukee at Atlanta, 8:30 p.m.

June 29: Milwaukee at Atlanta, 8:30 p.m.

x- July 1: Atlanta at Milwaukee, 8:30 p.m.

x- July 3: Milwaukee at Atlanta, 8:30 p.m.

x- July 5: Atlanta at Milwaukee, 8:30 p.m.

Western Conference

Phoenix 1, L.A. Clippers 0

June 20: Phoenix 120, L.A. Clippers 114

June 22: L.A. Clippers at Phoenix, 9 p.m.

June 24: Phoenix at L.A. Clippers, 9 p.m.

June 26: Phoenix at L.A. Clippers, 9 p.m.

x- June 28: L.A. Clippers at Phoenix, 9 p.m.

x- June 30: Phoenix at L.A. Clippers, 9 p.m.

x- July 2: L.A. Clippers at Phoenix, 9 p.m.

MLB

AMERICAN LEAGUE

East Division

| Team | W | L | Pct | GB |
|-----------|----|----|------|-----|
| Boston | 43 | 29 | .597 | - |
| Tampa Bay | 43 | 30 | .589 | ½ |
| New York | 38 | 33 | .535 | 4½ |
| Toronto | 35 | 35 | .500 | 7 |
| Baltimore | 23 | 48 | .324 | 19½ |

Central Division

| Team | W | L | Pct | GB |
|-------------|----|----|------|-----|
| Chicago | 43 | 29 | .597 | - |
| Cleveland | 39 | 30 | .565 | 2½ |
| Kansas City | 32 | 38 | .457 | 10 |
| Minnesota | 30 | 41 | .423 | 12½ |
| Detroit | 30 | 42 | .417 | 13 |

West Division

| Team | W | L | Pct | GB |
|-------------|----|----|------|----|
| Houston | 43 | 28 | .606 | - |
| Oakland | 44 | 29 | .603 | - |
| Seattle | 38 | 36 | .514 | 6½ |
| Los Angeles | 36 | 36 | .500 | 7½ |
| Texas | 25 | 46 | .352 | 18 |

Sunday's Games

Cleveland 2, Pittsburgh 1

N.Y. Yankees 2, Oakland 1

Toronto 7, Baltimore 4

Houston 8, Chicago White Sox 2

Minnesota 4, Texas 2

Kansas City 7, Boston 3

Seattle 6, Tampa Bay 2, 10 innings

Detroit 5, L.A. Angels 3, 10 innings

Monday's Games

Houston at Baltimore

Cleveland at Chicago Cubs

Oakland at Texas

Cincinnati at Minnesota

Tuesday's Games

Cincinnati (Milley 6-4) at Minnesota (Ober 0-0), 1:10 p.m.

Chicago White Sox (Giolito 5-5) at Pittsburgh (Anderson 3-7), 7:05 p.m.

Washington (Scherzer 5-4) at Philadelphia (Wheeler 5-3), 7:05 p.m.

Atlanta (Marton 6-3) at N.Y. Mets (Stroman 6-5), 7:10 p.m.

St. Louis (Oviedo 0-2) at Detroit (Skubal 4-7), 7:10 p.m.

Toronto (Stripling 2-4) at Miami (Alcantara 4-6), 7:10 p.m.

Cleveland (Morgan 0-1) at Chicago Cubs (Hendricks 9-4), 8:05 p.m.

San Francisco (DeSclafani 7-2) at L.A. Angels (Heaney 4-4), 9:38 p.m.

Milwaukee (Peralta 6-2) at Arizona (Gallen 1-2), 9:40 p.m.

Colorado (Freeland 0-2) at Seattle (Flexen 6-3), 10:10 p.m.

L.A. Dodgers (Kershaw 8-6) at San Diego (Snell 2-3), 10:10 p.m.

Wednesday's Games

Chicago White Sox at Pittsburgh, 12:35 p.m.

St. Louis at Detroit, 1:10 p.m.

San Francisco at L.A. Angels, 4:07 p.m.

Colorado at Seattle, 4:10 p.m.

Houston at Baltimore, 7:05 p.m.

Kansas City at N.Y. Yankees, 7:05 p.m.

Boston at Tampa Bay, 7:10 p.m.

Toronto at Miami, 7:10 p.m.

Oakland at Texas, 8:05 p.m.

NATIONAL LEAGUE

East Division

| Team | W | L | Pct | GB |
|--------------|----|----|------|----|
| New York | 37 | 29 | .561 | - |
| Philadelphia | 34 | 35 | .493 | 4½ |
| Washington | 33 | 36 | .478 | 5½ |
| Atlanta | 33 | 37 | .471 | 6 |
| Miami | 31 | 40 | .437 | 8½ |

Central Division

| Team | W | L | Pct | GB |
|------------|----|----|------|----|
| Chicago | 40 | 32 | .556 | - |
| Milwaukee | 40 | 32 | .556 | - |
| St. Louis | 36 | 36 | .500 | 4 |
| Cincinnati | 35 | 35 | .500 | 4 |
| Pittsburgh | 25 | 45 | .357 | 14 |

West Division

| Team | W | L | Pct | GB |
|---------------|----|----|------|-----|
| San Francisco | 46 | 26 | .639 | - |
| Los Angeles | 44 | 27 | .620 | ½ |
| San Diego | 42 | 32 | .568 | 5 |
| Colorado | 30 | 43 | .411 | 16½ |
| Arizona | 20 | 53 | .274 | 26½ |

Sunday's Games

Cleveland 5, N.Y. Mets 2

St. Louis 9, Atlanta 1, 7 innings, 1st game

Chicago Cubs 2, Miami 0

ODDS SPONSORED BY BETMGM.COM



BETMGM

For the latest lines, picks and expert analysis, go to sportsbookwire.com

Visit BetMGM.com for a risk-free first bet up to \$500.

Use bonus code ROAR

| Sports Betting Line | | | |
|---------------------|------|------------|------|
| MLB | | | |
| Tuesday | | | |
| National League | | | |
| FAVORITE | LINE | UNDERDOG | LINE |
| PHILADELPHIA | -116 | Washington | -105 |
| Atlanta | -108 | METS | -108 |
| Milwaukee | -150 | ARIZONA | +130 |
| L.A. Dodgers | -135 | SAN DIEGO | +110 |

| American League | | | |
|-----------------|------|-------------|----------|
| FAVORITE | LINE | O/U | UNDERDOG |
| YANKEES | -265 | Kansas City | +225 |
| Houston | -183 | BALTIMORE | +158 |
| Boston | -110 | TAMPA BAY | -107 |
| Oakland | -140 | TEXAS | +130 |

Odds are subject to change. BetMGM.com does not offer lines for New Jersey-based college sports teams. Gannett may earn revenue from audience referrals to betting services. Newsrooms are independent of this relationship and there is no influence on news coverage.

Monday's Games

Ukraine 0, Austria 1

North Macedonia 0, Netherlands 3

Denmark 4, Russia 1

Finland 0, Belgium 2

Tuesday's Games

Czech Republic vs. England, 3 p.m.

Croatia vs. Scotland, 3 p.m.

Wednesday's Games

Sweden vs. Poland, 12 p.m.

Slovakia vs. Spain, 12 p.m.

Portugal vs. France, 3 p.m.

Germany vs. Hungary, 3 p.m.

MLS

EASTERN

| Team | W | L | T | Pts | GF | GA |
|----------------|---|---|---|-----|----|----|
| New England | 6 | 1 | 2 | 20 | 14 | 9 |
| Orlando City | 4 | 1 | 3 | 15 | 11 | 6 |
| Philadelphia | 4 | 2 | 3 | 15 | 11 | 7 |
| Columbus | 4 | 2 | 1 | 14 | 9 | 6 |
| New York | 4 | 4 | 0 | 12 | 12 | 10 |
| D.C. United | 4 | 5 | 0 | 12 | 9 | 11 |
| N.Y. City FC | 3 | 3 | 2 | 11 | 15 | 10 |
| CF Montreal | 3 | 3 | 2 | 11 | 10 | 9 |
| San Jose | 2 | 1 | 5 | 11 | 9 | 8 |
| Nashville | 2 | 1 | 5 | 11 | 9 | 8 |
| Inter Miami CF | 2 | 5 | 2 | 8 | 14 | 14 |
| Toronto FC | 1 | 5 | 2 | 5 | 10 | 15 |
| Chicago | 1 | 6 | 1 | 4 | 4 | 13 |
| Cincinnati | 1 | 5 | 1 | 4 | 6 | 17 |

WESTERN

| Team | W | L | T | Pts | GF | GA |
|------------------|---|---|---|-----|----|----|
| Seattle | 6 | 0 | 0 | 21 | 16 | 4 |
| Sporting KC | 5 | 3 | 2 | 17 | 13 | 8 |
| Colorado | 5 | 2 | 1 | 16 | 14 | 8 |
| L.A. Galaxy | 5 | 3 | 0 | 15 | 12 | 13 |
| Portland | 4 | 4 | 0 | 12 | 11 | 12 |
| Real Salt Lake | 3 | 1 | 3 | 12 | 12 | 8 |
| Houston | 3 | 1 | 3 | 12 | 13 | 13 |
| San Jose | 2 | 1 | 5 | 11 | 7 | 12 |
| Nashville | 2 | 1 | 5 | 11 | 9 | 10 |
| Austin FC | 2 | 4 | 3 | 9 | 9 | 9 |
| Minnesota United | 2 | 4 | 2 | 8 | 7 | 12 |
| Vancouver | 2 | 5 | 1 | 7 | 7 | 12 |
| FC Dallas | 1 | 3 | 4 | 7 | 9 | 12 |
| Kansas City | 0 | 4 | 2 | 2 | 7 | 7 |

NOTE: Three points for win, one point for tie.

Sunday's Game

Philadelphia 2, Atlanta 2, tie

Tuesday's Game

San Jose at Orlando City, 7:30 p.m.

Wednesday's Games

New York at New England, 7 p.m.

Columbus at Philadelphia, 7:30 p.m.

Atlanta at New York City FC, 7:30 p.m.

Austin FC at Minnesota, 8 p.m.

Cincinnati at Chicago, 8 p.m.

D.C. United at CF Montreal, 8 p.m.

Colorado at Sporting Kansas City, 8:30 p.m.

Portland at Houston, 8:30 p.m.

Toronto FC at Nashville, 8:30 p.m.

Real Salt Lake at Seattle, 10 p.m.

FC Dallas at Los Angeles FC, 10:30 p.m.

L.A. Galaxy at Vancouver, 10:30 p.m.

NWSL

| Team | W | L | T | Pts | GF | GA |
|----------------|---|---|---|-----|----|----|
| Orlando | 3 | 0 | 3 | 12 | 8 | 5 |
| Portland | 4 | 2 | 0 | 12 | 12 | 4 |
| Washington | 2 | 1 | 3 | 9 | 6 | 6 |
| Gotham FC | 2 | 2 | 8 | 3 | 2 | 6 |
| Chicago | 2 | 2 | 2 | 8 | 5 | 8 |
| North Carolina | 2 | 2 | 1 | 7 | 8 | 4 |
| Houston | 2 | 3 | 1 | 7 | 6 | 7 |
| Louisville | 2 | 2 | 1 | 7 | 3 | 8 |
| Reign FC | 1 | 3 | 1 | 4 | 3 | 5 |
| Kansas City | 0 | 4 | 2 | 2 | 2 | 7 |

Sunday's Games

Louisville 1, Houston 0

Portland 1, Kansas City 0

Gotham FC 1, Orlando 1, tie

Tuesday's Game

Chicago at Reign FC, 10 p.m.

Wednesday's Games

Orlando at Kansas City, 2 p.m.

North Carolina at Louisville, 7:30 p.m.

AUTO RACING

NASCAR Cup Series Ally 400 Sunday

At Nashville Superspeedway

Lebanon, Tenn.

Lap length: 1.33 miles

(Start position in parentheses)

1. (5) Kyle Larson, Chevrolet, 300 laps, 59 pts.

2. (19) Ross Chastain, Chevrolet, 300, 35.

3. (4) William Byron, Chevrolet, 300, 41.

4. (1) Aric Almirola, Ford, 300, 36.

5. (12) Kevin Harvick, Ford, 300, 34.

6. (14) Ricky Stenhouse Jr., Chevrolet, 300, 24.

7. (22) Daniel Suarez, Chevrolet, 300, 38.

8. (30) Kurt Busch, Chevrolet, 300, 40.

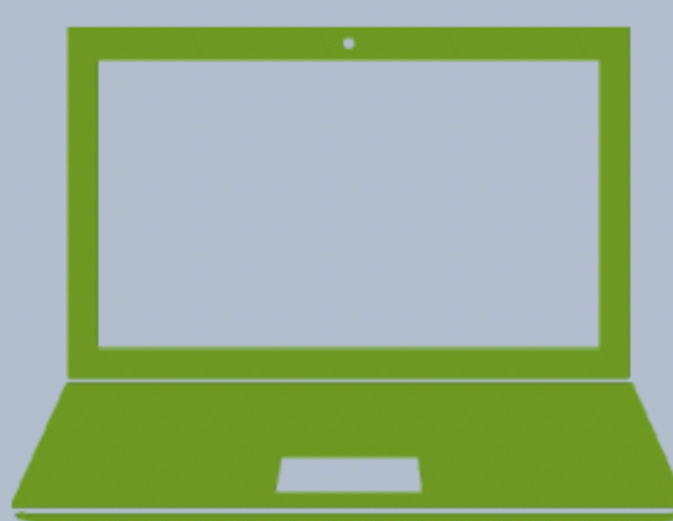
9. (25) Christopher Bell, Toyota, 300, 28.

10. (3) Joey Logano, Ford, 300, 30.

11. (2) Kyle Busch, Toyota, 300, 39.

SOLICITATIONS

View our list of solicitations, and click below for more information.

[ADVANCED CLOUD AND ON-PREMISE COMMUNICATIONS SOLUTIONS](#)

Lead Agency:
Region 14 ESC

Responses Due:
Thursday, July 22nd, 2021 2:00 PM CST

[USA Today 06/15/2021](#)

[USA Today 06/22/2021](#)

[REQUEST SOLICITATION](#)



[CLOUD-BASED SAAS SOLUTION FOR CITIZEN ENGAGEMENT AND GOVERNMENT TRANSACTION PROCESSING](#)


Lead Agency:
Region 14 ESC

Responses Due:
Thursday, July 22nd, 2021 2:00 PM CST

[USA Today 06/15/2021](#)

[USA Today 06/22/2021](#)

[REQUEST SOLICITATION](#)



[DEBT AND LEASE MANAGEMENT SOFTWARE AND CONSULTING SERVICES](#)

Lead Agency:
Region 14 ESC

Responses Due:
Thursday, July 22nd, 2021 2:00 PM CST

[USA Today 06/15/2021](#)

[USA Today 06/22/2021](#)

[REQUEST SOLICITATION](#)



[DIGITAL HEALTHCARE GUIDANCE](#)

Lead Agency:
Region 14 ESC

Responses Due:
Thursday, July 22nd, 2021 2:00 PM CST

[USA Today 06/15/2021](#)

[USA Today 06/22/2021](#)

[REQUEST SOLICITATION](#)



[ELECTRIC VEHICLE PURCHASE, LEASE, WARRANTY, AND RELATED GOODS AND SERVICES](#)

Lead Agency:
Region 14 ESC

Responses Due:
Thursday, July 22nd, 2021 2:00 PM CST

[USA Today 06/15/2021](#)

[USA Today 06/22/2021](#)

[REQUEST SOLICITATION](#)



[FACILITIES MANAGEMENT SOLUTIONS AND RELATED SERVICES](#)

Lead Agency:
Region 14 ESC

Responses Due:
Thursday, July 22nd, 2021 2:00 PM CST

[USA Today 06/15/2021](#)

[USA Today 06/22/2021](#)

[REQUEST SOLICITATION](#)



[HEAVY-DUTY TRANSPORTATION MAINTENANCE EQUIPMENT SOLUTIONS AND RELATED SERVICES](#)

Lead Agency:
Region 14 ESC

Responses Due:
Thursday, July 22nd, 2021 2:00 PM CST

[USA Today 06/15/2021](#)

[USA Today 06/22/2021](#)

[REQUEST SOLICITATION](#)



[INDUSTRIAL CLEANING EQUIPMENT, AND RELATED PARTS, ACCESSORIES, WARRANTY AND REPAIR SERVICES](#)


Lead Agency:
Region 14 ESC

Responses Due:
Thursday, July 22nd, 2021 2:00 PM CST

[USA Today 06/15/2021](#)

[USA Today 06/22/2021](#)

[REQUEST SOLICITATION](#)



[PARKING ACCESS REVENUE CONTROL SYSTEM](#)


Lead Agency:
Region 14 ESC

Responses Due:
Thursday, July 22nd, 2021 2:00 PM CST

[USA Today 06/15/2021](#)

[USA Today 06/22/2021](#)

[REQUEST SOLICITATION](#)



[PARKING, TRANSPORTATION, AND MOBILITY SERVICES](#)


Lead Agency:
Region 14 ESC

Responses Due:
Thursday, July 22nd, 2021 2:00 PM CST

[USA Today 06/15/2021](#)

[USA Today 06/22/2021](#)

[REQUEST SOLICITATION](#)



[SAFE E-MAIL AND STORAGE ACCOUNTS](#)

Lead Agency:
Region 14 ESC

Responses Due:
Thursday, July 22nd, 2021 2:00 PM CST

[USA Today 06/15/2021](#)

[USA Today 06/22/2021](#)

[REQUEST SOLICITATION](#)



Is a leading national government purchasing cooperative working to reduce the cost of goods and services by leveraging the purchasing power of public agencies in all 50 states. NCPA utilizes the art procurement resources and solutions that result in cooperative purchasing contracts that ensure all public agencies are receiving products and services of the highest quality at the lowest prices.

CONTACT INFORMATION

NCPA
P.O. Box 701273
Houston, TX 77270
(888) 543-6515
info@ncpa.us

CONNECT WITH US

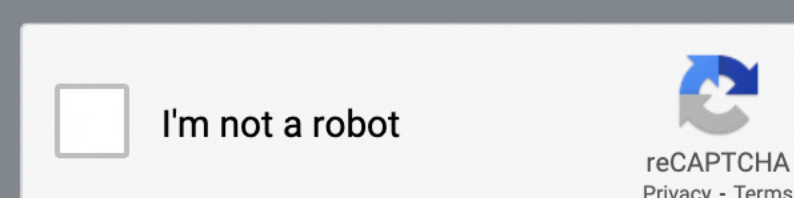


SEND EMAIL

Name

Email

Message



Submit