

Region 4 Education Service Center (ESC)

Contract # R220201

for

Playground Systems, Installation, Service, and Related Items

with

BCI Burke, LLC.

Effective: May 1, 2022

The following documents comprise the executed contract between the Region 4 Education Service Center and BCI Burke, LLC., effective May 1, 2022:

- I. Vendor Contract and Signature Form
- II. Supplier's Response to the RFP, incorporated by reference

APPENDIX A

CONTRACT

This Contract ("Contract") is made as of February 22, 2022 by and between BCI Burke, LLC. (Contractor) and Region 4 Education Service Center ("Region 4 ESC") for the purchase of Playground Systems, Installation, Service, and Related Items ("the products and services").

RECITALS

WHEREAS, Region 4 ESC issued Request for Proposals Number R #22-02 for Playground Systems, Installation, Services, and Related Items ("RFP"), to which Contractor provided a response ("Proposal"); and

WHEREAS, Region 4 ESC selected Contractor's Proposal and wishes to engage Contractor in providing the services/materials described in the RFP and Proposal;

WHEREAS, both parties agree and understand the following pages will constitute the Contract between the Contractor and Region 4 ESC, having its principal place of business at 7145 West Tidwell Road, Houston, TX 77092.

WHEREAS, Contractor included, in writing, any required exceptions or deviations from these terms, conditions, and specifications; and it is further understood that, if agreed to by Region 4 ESC, said exceptions or deviations are incorporated into the Contract.

WHEREAS, this Contract consists of the provisions set forth below, including provisions of all attachments referenced herein. In the event of a conflict between the provisions set forth below and those contained in any attachment, the provisions set forth below shall control.

WHEREAS, the Contract will provide that any state and local governmental entities, public and private primary, secondary and higher education entities, non-profit entities, and agencies for the public benefit ("Public Agencies") may purchase products and services at prices indicated in the Contract upon the Public Agency's registration with OMNIA Partners.

- 1) Term of agreement. The term of the Contract is for a period of three (3) years unless terminated, canceled or extended as otherwise provided herein. Region 4 ESC shall have the right to renew the Contract for two (2) additional one-year periods or portions thereof. Region 4 ESC shall review the Contract prior to the renewal date and notify the Contractor of Region 4 ESC's intent renew the Contract. Contractor may elect not to renew by providing three hundred sixty-five days' (365) notice to Region 4 ESC. Notwithstanding the expiration of the initial term or any subsequent term or all renewal options, Region 4 ESC and Contractor may mutually agree to extend the term of this Agreement. Contractor acknowledges and understands Region 4 ESC is under no obligation whatsoever to extend the term of this Agreement.
- 2) The anticipated full term of the contract is five (5) years. The Contractor shall have the right to enter local "service" agreements with Participating Public Agencies accessing the contract through OMNIA Partners, so long as the effective date of such agreement is prior to the expiration of the Contract. All local agreements may have a full potential term (any

CONTRACT

combination of initial and renewal periods) not to exceed five years. Any tasks or project agreements executed against this Master Agreement during the effective term may survive beyond the expiration of the Master Agreement as established and agreed to by both parties.

- 3) Scope: Contractor shall perform all duties, responsibilities and obligations, set forth in this agreement, and described in the RFP, incorporated herein by reference as though fully set forth herein.
- 4) Form of Contract. The form of Contract shall be the RFP, the Offeror's proposal and Best and Final Offer(s).
- 5) Order of Precedence. In the event of a conflict in the provisions of the Contract as accepted by Region 4 ESC, the following order of precedence shall prevail:
 - i. This Contract
 - ii. Offeror's Best and Final Offer
 - iii. Offeror's proposal
 - iv. RFP and any addenda
- 6) Commencement of Work. The Contractor is cautioned not to commence any billable work or provide any material or service under this Contract until Contractor receives a purchase order for such work or is otherwise directed to do so in writing by Region 4 ESC.
- 7) Entire Agreement (Parol evidence). The Contract, as specified above, represents the final written expression of agreement. All agreements are contained herein and no other agreements or representations that materially alter it are acceptable.
- 8) Assignment of Contract. No assignment of Contract may be made without the prior written approval of Region 4 ESC. Contractor is required to notify Region 4 ESC when any material change in operations is made (i.e. bankruptcy, change of ownership, merger, etc.).
- 9) Novation. If Contractor sells or transfers all assets or the entire portion of the assets used to perform this Contract, a successor in interest must guarantee to perform all obligations under this Contract. Region 4 ESC reserves the right to accept or reject any new party. A change of name agreement will not change the contractual obligations of Contractor.
- 10) Contract Alterations. No alterations to the terms of this Contract shall be valid or binding unless authorized and signed by Region 4 ESC.
- 11) Adding Authorized Distributors/Dealers. Contractor is prohibited from authorizing additional distributors or dealers, other than those identified at the time of submitting their proposal, to sell under the Contract without notification and prior written approval from Region 4 ESC. Contractor must notify Region 4 ESC each time it wishes to add an authorized distributor or dealer. Purchase orders and payment can only be made to the Contractor unless otherwise approved by Region 4 ESC. Pricing provided to members by added distributors or dealers must also be less than or equal to the Contractor's pricing.
- 12) TERMINATION OF CONTRACT
 - a) Cancellation for Non-Performance or Contractor Deficiency. Region 4 ESC may terminate the Contract if purchase volume is determined to be low volume in any 12-month period. Region 4 ESC reserves the right to cancel the whole or any part of this Contract due to

failure by Contractor to carry out any obligation, term or condition of the contract. Region 4 ESC may issue a written deficiency notice to Contractor for acting or failing to act in any of the following:

- i. Providing material that does not meet the specifications of the Contract;
- ii. Providing work or material was not awarded under the Contract;
- iii. Failing to adequately perform the services set forth in the scope of work and specifications;
- iv. Failing to complete required work or furnish required materials within a reasonable amount of time;
- v. Failing to make progress in performance of the Contract or giving Region 4 ESC reason to believe Contractor will not or cannot perform the requirements of the Contract; or
- vi. Performing work or providing services under the Contract prior to receiving an authorized purchase order.

Upon receipt of a written deficiency notice, Contractor shall have ten (10) days to provide a satisfactory response to Region 4 ESC. Failure to adequately address all issues of concern may result in Contract cancellation. Upon cancellation under this paragraph, all goods, materials, work, documents, data and reports prepared by Contractor under the Contract shall immediately become the property of Region 4 ESC.

- b) Termination for Cause. If, for any reason, Contractor fails to fulfill its obligation in a timely manner, or Contractor violates any of the covenants, agreements, or stipulations of this Contract Region 4 ESC reserves the right to terminate the Contract immediately and pursue all other applicable remedies afforded by law. Such termination shall be effective by delivery of notice, to the Contractor, specifying the effective date of termination. In such event, all documents, data, studies, surveys, drawings, maps, models and reports prepared by Contractor will become the property of the Region 4 ESC. If such event does occur, Contractor will be entitled to receive just and equitable compensation for the satisfactory work completed on such documents.
- c) Delivery/Service Failures. Failure to deliver goods or services within the time specified, or within a reasonable time period as interpreted by the purchasing agent or failure to make replacements or corrections of rejected articles/services when so requested shall constitute grounds for the Contract to be terminated. In the event Region 4 ESC must purchase in an open market, Contractor agrees to reimburse Region 4 ESC, within a reasonable time period, for all expenses incurred.
- d) Force Majeure. If by reason of Force Majeure, either party hereto shall be rendered unable wholly or in part to carry out its obligations under this Agreement then such party shall give notice and full particulars of Force Majeure in writing to the other party within a reasonable time after occurrence of the event or cause relied upon, and the obligation of the party giving such notice, so far as it is affected by such Force Majeure, shall be suspended during the continuance of the inability then claimed, except as hereinafter provided, but for no longer period, and such party shall endeavor to remove or overcome such inability with all reasonable dispatch.

The term Force Majeure as employed herein, shall mean acts of God, strikes, lockouts, or other industrial disturbances, act of public enemy, orders of any kind of government of the United States or the State of Texas or any civil or military authority; insurrections; riots; epidemics; landslides; lighting; earthquake; fires; hurricanes; storms; floods; washouts; droughts; arrests; restraint of government and people; civil disturbances; explosions, breakage or accidents to machinery, pipelines or canals, or other causes not reasonably within the control of the party claiming such inability. It is understood and agreed that the settlement of strikes and lockouts shall be entirely within the discretion of the party having the difficulty, and that the above requirement that any Force Majeure shall be remedied

with all reasonable dispatch shall not require the settlement of strikes and lockouts by acceding to the demands of the opposing party or parties when such settlement is unfavorable in the judgment of the party having the difficulty.

- e) Standard Cancellation. Region 4 ESC may cancel this Contract in whole or in part by providing written notice. The cancellation will take effect 30 business days after the other party receives the notice of cancellation. After the 30th business day all work will cease following completion of final purchase order.
- 13) Licenses. Contractor shall maintain in current status all federal, state and local licenses, bonds and permits required for the operation of the business conducted by Contractor. Contractor shall remain fully informed of and in compliance with all ordinances and regulations pertaining to the lawful provision of services under the Contract. Region 4 ESC reserves the right to stop work and/or cancel the Contract if Contractor's license(s) expire, lapse, are suspended or terminated.
- 14) Survival Clause. All applicable software license agreements, warranties or service agreements that are entered into between Contractor and Region 4 ESC under the terms and conditions of the Contract shall survive the expiration or termination of the Contract. All Purchase Orders issued and accepted by Contractor shall survive expiration or termination of the Contract.
- 15) Delivery. Conforming product shall be shipped within 7 days of receipt of Purchase Order. If delivery is not or cannot be made within this time period, the Contractor must receive authorization for the delayed delivery. The order may be canceled if the estimated shipping time is not acceptable. All deliveries shall be freight prepaid, F.O.B. Destination and shall be included in all pricing offered unless otherwise clearly stated in writing.
- 16) Inspection & Acceptance. If defective or incorrect material is delivered, Region 4 ESC may make the determination to return the material to the Contractor at no cost to Region 4 ESC. The Contractor agrees to pay all shipping costs for the return shipment. Contractor shall be responsible for arranging the return of the defective or incorrect material.
- 17) Payments. Payment shall be made after satisfactory performance, in accordance with all provisions thereof, and upon receipt of a properly completed invoice.
- 18) Price Adjustments. Should it become necessary or proper during the term of this Contract to make any change in design or any alterations that will increase price, Region 4 ESC must be notified immediately. Price increases must be approved by Region 4 ESC and no payment for additional materials or services, beyond the amount stipulated in the Contract shall be paid without prior approval. All price increases must be supported by manufacturer documentation, or a formal cost justification letter. Contractor must honor previous prices for thirty (30) days after approval and written notification from Region 4 ESC. It is the Contractor's responsibility to keep all pricing up to date and on file with Region 4 ESC. All price changes must be provided to Region 4 ESC, using the same format as was provided and accepted in the Contractor's proposal.

Price reductions may be offered at any time during Contract. Special, time-limited reductions are permissible under the following conditions: 1) reduction is available to all users equally; 2) reduction is for a specific period, normally not less than thirty (30) days; and 3) original price is not exceeded after the time-limit. Contractor shall offer Region 4 ESC any published price reduction during the Contract term.

- 19) Audit Rights. Contractor shall, at its sole expense, maintain appropriate due diligence of all purchases made by Region 4 ESC and any entity that utilizes this Contract. Region 4 ESC reserves the right to audit the accounting for a period of three (3) years from the time such purchases are made. This audit right shall survive termination of this Agreement for a period of one (1) year from the effective date of termination. Region 4 ESC shall have the authority to conduct random audits of Contractor's pricing at Region 4 ESC's sole cost and expense. Notwithstanding the foregoing, in the event that Region 4 ESC is made aware of any pricing being offered that is materially inconsistent with the pricing under this agreement, Region 4 ESC shall have the ability to conduct an extensive audit of Contractor's pricing at Contractor's sole cost and expense. Region 4 ESC may conduct the audit internally or may engage a third-party auditing firm. In the event of an audit, the requested materials shall be provided in the format and at the location designated by Region 4 ESC.
- 20) Discontinued Products. If a product or model is discontinued by the manufacturer, Contractor may substitute a new product or model if the replacement product meets or exceeds the specifications and performance of the discontinued model and if the discount is the same or greater than the discontinued model.
- 21) New Products/Services. New products and/or services that meet the scope of work may be added to the Contract. Pricing shall be equivalent to the percentage discount for other products. Contractor may replace or add product lines if the line is replacing or supplementing products, is equal or superior to the original products, is discounted similarly or greater than the original discount, and if the products meet the requirements of the Contract. No products and/or services may be added to avoid competitive procurement requirements. Region 4 ESC may require additions to be submitted with documentation from Members demonstrating an interest in, or a potential requirement for, the new product or service. Region 4 ESC may reject any additions without cause.
- 22) Options. Optional equipment for products under Contract may be added to the Contract at the time they become available under the following conditions: 1) the option is priced at a discount similar to other options; 2) the option is an enhancement to the unit that improves performance or reliability.
- 23) Warranty Conditions. All supplies, equipment and services shall include manufacturer's minimum standard warranty and one (1) year labor warranty unless otherwise agreed to in writing.
- 24) Site Cleanup. Contractor shall clean up and remove all debris and rubbish resulting from their work as required or directed. Upon completion of the work, the premises shall be left in good repair and an orderly, neat, clean, safe and unobstructed condition.
- 25) Site Preparation. Contractor shall not begin a project for which the site has not been prepared, unless Contractor does the preparation work at no cost, or until Region 4 ESC includes the cost of site preparation in a purchase order. Site preparation includes, but is not limited to: moving furniture, installing wiring for networks or power, and similar pre-installation requirements.
- 26) Registered Sex Offender Restrictions. For work to be performed at schools, Contractor agrees no employee or employee of a subcontractor who has been adjudicated to be a registered sex offender will perform work at any time when students are or are reasonably expected to be present. Contractor agrees a violation of this condition shall be considered a

material breach and may result in the cancellation of the purchase order at Region 4 ESC's discretion. Contractor must identify any additional costs associated with compliance of this term. If no costs are specified, compliance with this term will be provided at no additional charge.

- 27) Safety measures. Contractor shall take all reasonable precautions for the safety of employees on the worksite and shall erect and properly maintain all necessary safeguards for protection of workers and the public. Contractor shall post warning signs against all hazards created by its operation and work in progress. Proper precautions shall be taken pursuant to state law and standard practices to protect workers, general public and existing structures from injury or damage.
- 28) Smoking. Persons working under the Contract shall adhere to local smoking policies. Smoking will only be permitted in posted areas or off premises.
- 29) Stored materials. Upon prior written agreement between the Contractor and Region 4 ESC, payment may be made for materials not incorporated in the work but delivered and suitably stored at the site or some other location, for installation at a later date. An inventory of the stored materials must be provided to Region 4 ESC prior to payment. Such materials must be stored and protected in a secure location and be insured for their full value by the Contractor against loss and damage. Contractor agrees to provide proof of coverage and additionally insured upon request. Additionally, if stored offsite, the materials must also be clearly identified as property of Region 4 ESC and be separated from other materials. Region 4 ESC must be allowed reasonable opportunity to inspect and take inventory of stored materials, on or offsite, as necessary. Until final acceptance by Region 4 ESC, it shall be the Contractor's responsibility to protect all materials and equipment. Contractor warrants and guarantees that title for all work, materials and equipment shall pass to Region 4 ESC upon final acceptance.
- 30) Funding Out Clause. A Contract for the acquisition, including lease, of real or personal property is a commitment of Region 4 ESC's current revenue only. Region 4 ESC retains the right to terminate the Contract at the expiration of each budget period during the term of the Contract and is conditioned on a best effort attempt by Region 4 ESC to obtain appropriate funds for payment of the contract.
- 31) Indemnity. Contractor shall protect, indemnify, and hold harmless both Region 4 ESC and its administrators, employees and agents against all claims, damages, losses and expenses arising out of or resulting from the actions of the Contractor, Contractor employees or subcontractors in the preparation of the solicitation and the later execution of the Contract. Any litigation involving either Region 4 ESC, its administrators and employees and agents will be in Harris County, Texas.
- 32) Marketing. Contractor agrees to allow Region 4 ESC to use their name and logo within website, marketing materials and advertisement. Any use of Region 4 ESC name and logo or any form of publicity, inclusive of press releases, regarding this Contract by Contractor must have prior approval from Region 4 ESC.
- 33) Certificates of Insurance. Certificates of insurance shall be delivered to the Region 4 ESC prior to commencement of work. The Contractor shall give Region 4 ESC a minimum of ten (10) days' notice prior to any modifications or cancellation of policies. The Contractor shall require all subcontractors performing any work to maintain coverage as specified.

- 34) Legal Obligations. It is Contractor's responsibility to be aware of and comply with all local, state, and federal laws governing the sale of products/services and shall comply with all laws while fulfilling the Contract. Applicable laws and regulation must be followed even if not specifically identified herein.
- 35) Authorized Distributors/Subs. Should an Awarded Offeror utilize distributors and/or dealers that have been approved, Participating Public Agencies may choose to issue work directly to the distributor and/or dealer if allowed by the Awarded Offeror and Participating Public Agency.

OFFER AND CONTRACT SIGNATURE FORM

The undersigned hereby offers and, if awarded, agrees to furnish goods and/or services in strict compliance with the terms, specifications and conditions at the prices proposed within response unless noted in writing.

Company Name BCI Burke Company, LLC
Address 727 Northwest Way
City/State/Zip Fond du Lac, WI 54937
Telephone No. (920) 921-9220
Email Address mlarson@bciburke.com
Printed Name Marianne Larson
Title Sales Support Manager
Authorized signature *Marianne M. Larson*

Accepted by Region 4 ESC:

Contract No. R220201

Initial Contract Term May 1, 2022 to April 30, 2025

Margaret S. Bass 2/22/2022
Region 4 ESC Authorized Board Member Date
Margaret S. Bass
Print Name

Linda Tinnerman 2/22/2022
Region 4 ESC Authorized Board Member Date
Linda Tinnerman
Print Name

a) Products/Pricing

i. Offerors shall provide pricing based on a discount from a manufacturer's price list or catalog, or fixed price, or a combination of both with indefinite quantities. Prices listed will be used to establish the extent of a manufacturer's product lines, services, warranties, etc. that are available from Offeror and the pricing per item. Multiple percentage discounts are acceptable if, where different percentage discounts apply, they different percentages are specified. Additional pricing and/or discounts may be included. Products and services proposed are to be priced separately with all ineligible items identified. Discounts proposed should remain the same for the first 12 months after the contract award. Offerors may elect to limit their proposals to any category or categories.

ii. Include an electronic copy of the catalog from which discount, or fixed price, is calculated. Electronic price lists must contain the following: *(if applicable)*

- Manufacturer part #
- Offeror's Part # (if different from manufacturer part #)
- Description
- Manufacturers Suggested List Price and Net Price
- Net price to Region 4 ESC (including freight)

Media submitted for price list must include the Offerors' company name, name of the solicitation, and date on a Flash Drive (i.e. Pin or Jump Drives).

-Please see Burke Price Lists in the Price Lists Folder In Tab 2 Products and Pricing

- BCI Burke 2022 OMNIA Price List
- Burke Volume Discounts

-Please see Burke Catalogs located in Catalogs Folder in Tab 2 Products and Pricing:

- Burke 2021 Playground & Recreation Guide
- Burke 2021 Fitness Catalog
- Burke 2021 Early Childhood Catalog

Please note our 2021 Catalog Pricing is not updated, please use our BCI Burke 2022 Price Lists for current OMNIA Partners Pricing for this RFP.

iii. Offerors should describe their services, parts, and labor components.

Burke will offer OMNIA members the following products/services:

- Burke Playground Equipment
- Sports & Recreation Equipment
- Site Amenities
- Borders
- Burke Turf and Burke Tiles Surfacing
- Burke Equipment Installation
- Burke Turf and Burke Tile Installation

iv. Is pricing available for all products and services?

Yes

v. Describe any shipping charges.

Due to fluctuations in freight rates and the varying size and shape of playground equipment, freight is determined on a per project basis. Freight will be invoiced to OMNIA members at Burke's cost. The freight charge will be clearly noted on the quote provided by Burke.

vi. Provide pricing for warranties on all products and services.

Burke stands behind our products like no other playground manufacturer. It starts with Burke Built® quality that is backed by the longest and strongest warranty in the industry – the Burke's Generations Warranty®. We don't pro-rate your warranty and if a plastic play event needs replacement during the warranty period due to manufacturing defect, we'll replace it for free and give you a brand-new warranty on the part.

Burke's hand-crafted quality also means less maintenance is required, which keeps your operating costs low and your playground open for play.

The Burke Generations Warranty is the longest and strongest in the industry and shows our commitment to creating spaces that will serve communities for years to come.

Labor is not included in Burke's warranty. However, numerous Burke Representatives include a supplemental warranty for labor related to warrant repairs on Burke equipment.

Each warranty claim is reviewed on a case by case basis to ensure the full scope of the claim is understood and documented. It is during this review that a decision is made on the cost of labor and if it is to be covered in relation to the claim. **See Attachment 1 - Burke Generations Warranty.**

vii. Describe any return and restocking fees.

If products are returned to Burke due to an error in ordering or the customer has changed their mind on something, parts that can go directly into stock with no additional work are simply put into stock and the customer is credited for those parts. Parts that need additional processing or re-powder coating are assessed a 25% re-stocking charge. If parts are not able to be used (as determined by the Quality Manager) and have to be scrapped, the customer will not receive credit for those items.

viii. Describe any additional discounts or rebates available. Additional discounts or rebates may be offered for large quantity orders, single ship to location, growth, annual spend, guaranteed quantity, etc.

Burke is pleased to offer the following volume discounts on Burke Playground Equipment, Sports & Recreation Equipment, Site Amenities and borders:

List Price Range	Discount off of list price
\$1-\$49,999	Standard proposed discount of 7% off of list price
\$50,000-\$99,999	10% Discount off of list price
\$100,000 and above	15% Discount off of list price

Burke offers promotions throughout the year which will provide additional customer discounts. These promotional prices will be offered to OMNIA members and quoted accordingly. We will encourage OMNIA members to utilize these deep discounts when they are available.

Please note that volume pricing does not apply to surfacing or installation.

ix. Describe how customers verify they are receiving Contract pricing.

Each OMNIA member order is carefully audited by our Accounting Department, Design Department and Sales Department to ensure everything is to the customer's specifications and according to the terms and conditions of the OMNIA contract. Burke works very closely with our Representatives and customers to ensure total customer satisfaction throughout the entire process. Line item pricing is provided to OMNIA and customer has the ability to compare the line item pricing on their proposal to the approved OMNIA Contract pricing.

x. Describe payment methods offered.

All OMNIA Partners members will receive net 30-day payment terms. Burke accepts payments via check, ACH and credit card. To assist with financing, Burke has partnered with NewLane Finance Company to offer payment plans for approved customers. Burke does offer payments via credit cards. There is a 3% fee off the total order if paid after the order has shipped. The 3% credit card fee is waived if the order is pre-paid prior to the order shipment. **Please see Attachment 2 - Newlane Sell Sheet**

xi. Propose the frequency of updates to the Offeror's pricing structure. Describe any proposed indices to guide price adjustments. If offering a catalog contract with discounts by category, while changes in individual pricing may change, the category discounts should not change over the term of the Contract.

We don't anticipate any changes in the category discounts offered in our RFP response.

xii. Describe how future product introductions will be priced and align with Contract pricing proposed.

Future product introductions will be discounted to align with the contract categories indicated in the RFP response.

xiii. Provide any additional information relevant to this section.

Please see product line attachments:

- Attachment 3 – Burke Tile
- Attachment 4 - Burke Turf
- Attachment 5 – Nucleus Product Line
- Attachment 6 – Nucleus Evolution Product Line
- Attachment 7 - Intensity Product Line
- Attachment 8 – Synergy Product Line
- Attachment 9 – Synergy Imagination Product Line
- Attachment 10 – Synergy 4Me Product Line

As with any project, cost is a major consideration. Describe a cost model that provides Region 4 ESC and Participating Public Agencies with both the services desired from a complex project perspective and also to know that the product costs are defined and appropriate for the items being procured. Additionally, Region 4 ESC wants to enter into a relationship with the best available company or organization and recognizes that the “best value” is not always provided by the “low-cost proposal”. It is vitally important that a district get value for its dollar and be able to demonstrate this to the taxpayers. Consequently, prospective vendor(s) are required to provide a proposed pricing model that will:

- Be able to demonstrate throughout the life of the contract that the costs associated with this partnership are within normal and customary charges for the type of service provided.
- Be simple to administer as specific scopes of work are developed.
- Meet all statutory requirements for record keeping, reporting and auditing of public funds.
- Adhere to agency purchasing policy.
- Be flexible in working within established budgets.
- Provide firm/competitive prices to clients once the projects are scoped
- Provide service rates and contractual maximum uplifts for goods and services through both your firm.

Please see attachments for installation under the Price List Folder in Tab 2 Products and Pricing:

- [BCI Burke 2022 Equipment Installation Rates](#)
- [BCI Burke 2022 Burke Tile Installation Rates](#)
- [BCI Burke 2022 Burke Turf Installation Rates](#)

Any additional costs would be calculated based on the specific needs of the project and would be quoted as “open market” items on the OMNIA quote.

- Vendor(s) must submit a cost proposal fully supported by documentation. This must be a verifiable price index for equipment, systems, parts, components, surfacing materials, site furnishings, installation and all other Products, services and supplies offered by the supplier.

--Please see Burke Price Lists in the Price Lists Folder In Tab 2 Products and Pricing
- Please see Attachment 11 - Burke Sample Cost Model to see a sample customer quote and proposal.

- Include building pricing for a current infrastructure build out for a typical agency with appropriate technology infrastructure to support voice video and data to the desktop (data being Internet connectivity at a minimum).

This is not applicable to this RFP for Playground Solutions. We have attached a sample cost model for Playground Equipment and Services (see above).

- There may be times where products or services required are needed from a supplier outside of awarded supplier’s capabilities. Indicate how these situations will be handled.

OMNIA members are able to purchase non-Burke contracted products and services. Our Representative firms distribute a wide variety of ancillary products including water play, bleachers, park shelters, non-Burke surfacing (PIP, EWF etc.) offering a full turn-

key solution for OMNIA members. Burke will provide line item quotations for these “open market” items on the OMNIA quote, and will clearly indicate that these are “open market” goods and/or services. The OMNIA member will be required to sign the quotation, which is an indication that they agree to the products and services as quoted.

It cannot be over emphasized how important this criterion is to the potential success of any prospective contractor(s) and your particular attention to providing a unique and workable implementation is strongly recommended.



Burke
PLAY THAT MOVES YOU.

**EARLY CHILDHOOD
PLAYGROUND
PRODUCTS**



PLAY THAT MOVES YOU®

When children play, they are free to move, imagine, explore and engage. Play lays the foundation for development and teaches important skills that help children meet milestones and become leaders, team members, creative problem solvers and friends. At Burke, we believe in play and know just how important it is to our children. This is why we offer research-based playgrounds and outdoor classrooms that empower and inspire them for the future. Oh, and did we mention play is fun too? Explore how early childhood play can impact the children in your care and help you stand apart from the crowd.





CONTENTS

- Early Childhood Playgrounds — 4
- Preschool Playgrounds — 8
- School-Aged Playgrounds — 14
- Music Play — 16
- Imaginative Play — 18
- Sensory Play — 22
- Motion Play — 24
- Swings — 28
- Novo® Playful Furniture — 30
- Climbers — 31
- Slides — 31
- Shade & Site Furnishings — 32
- Color Selection — 33



DESIGNED FOR YOU

Play That Moves You brings to life the products and playspaces that foster experiences, growth, fun and engagement for everyone. Developing these products and designing these playspaces specifically for early childhood means researching play with some of the industry's brightest minds and most forward-thinking organizations. It means devoting ourselves to play and being guided by our passion for helping everyone develop social, emotional, physical and creative skills that transcend the playground.



PHYSICAL

Developing gross and fine motor skills, core, upper and lower body strength, proprioception, balance and agility are important to helping a child develop physically. Play does this inherently by encouraging kids to explore, pursue adventure and overcome obstacles. Children at these critical early ages are developing fundamental physical skills that will help them thrive throughout their lives.



EMOTIONAL

Play is vital for a child's emotional development and the emergence of their experience, expression and understanding. Imaginative and pretend play in a group helps children learn to express and understand their own and other children's feelings.



SOCIAL

Socialization is important at all ages and stages of development. It establishes empathy, teaches cooperation and is important for mental health. As children age, they transition from parallel to cooperative play and begin to develop friendships rooted in shared experiences.



IMAGINATIVE

Creativity is encouraged by allowing children to participate in child-directed play. Here they're able to role-play, create and participate in dramatic play where they can experiment and understand social roles. Play helps develop each child's unique style of creative expression.





SYNERGY IMAGINATION 4ME™

Children ages 6-23 months are motivated to learn and explore and Synergy Imagination 4ME fosters development for this early childhood age group. Designed from research with Early Childhood Education Professors, each play event is tied directly to developmental milestones and helps children obtain skills in a natural setting through child-directed play.



SY-3016 Ages 6-23 months



DEVELOPMENTAL PLAY

Children ages 6-23 months are in a critical stage of development. They are learning to crawl, walk, communicate, imagine and interact. Play is key to the development of children and properly designed play events and spaces help foster positive outcomes in this and every age group.



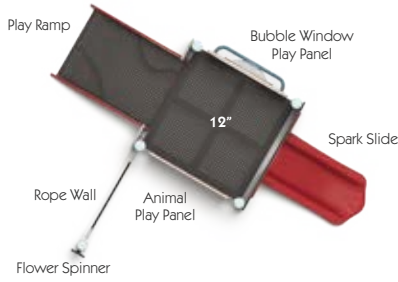
RIGHT SIZED

With smaller hand grips, steps and decks, the sizing and spacing is exactly what children ages 6-23 months need to help them develop, learn, engage and grow.



WHIMSICAL DESIGN

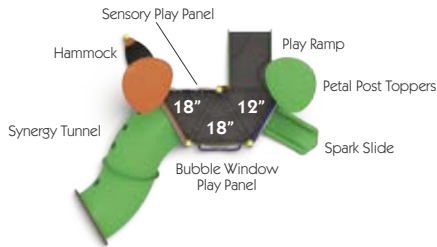
Great designs come from great research and Synergy Imagination 4ME was born from the meeting of some of the best minds in the industry. The result is whimsical, fun play events that help children reach important developmental milestones in a child-directed environment.



SY-3046 Ages 6-23 months
4 Play Events | 14 Kid Capacity
21' x 19' (6.4m x 5.8m) Max Use Zone*



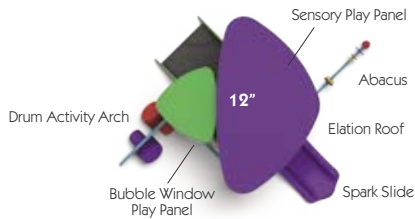
BCIBURKE.COM/REP • 800.266.1250



SY-3002 Ages 6-23 months
5 Play Events | 20 Kid Capacity
25' x 22' (7.7m x 6.8m) Max Use Zone*



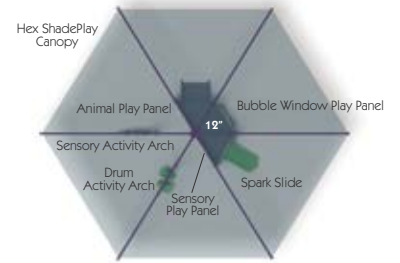
CONTACT YOUR LOCAL BURKE REPRESENTATIVE TO DESIGN YOUR PLAYGROUND!



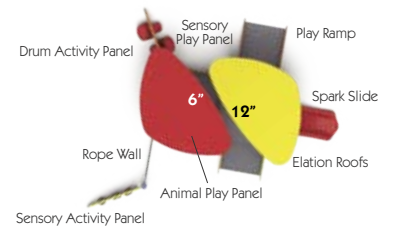
SY-3000 Ages 6-23 months
4 Play Events | 15 Kid Capacity
19' x 20' (5.8m x 6.1m) Max Use Zone*



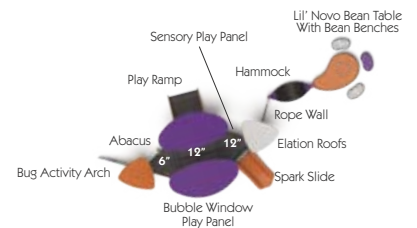
*Required use zones may be smaller depending on play setting. See ASTM F2373. Synergy Imagination 4ME is designed to comply with ASTM F2373 - Standard Consumer Safety Performance Specification for Public Use Play Equipment for Children 6 months through 23 months. | **Warning:** Proper safety surfacing is required under and around all play equipment to help prevent injuries from falls.



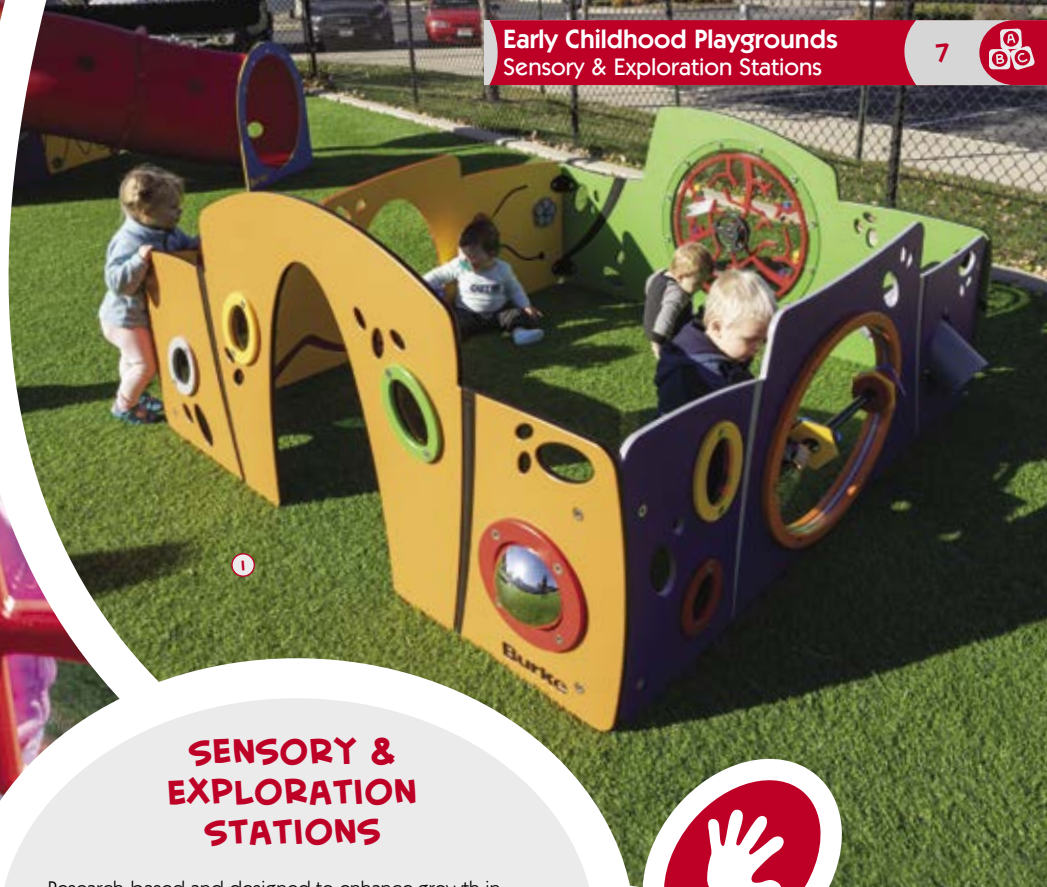

SY-3047 Ages 6-23 months
6 Play Events | 18 Kid Capacity
23' x 20' (7m x 6.1m) Max Use Zone*



SY-3001 Ages 6-23 months
4 Play Events | 25 Kid Capacity
23' x 24' (7m x 7.4m) Max Use Zone*



SY-3003 Ages 6-23 months
7 Play Events | 33 Kid Capacity
30' x 21' (9.2m x 6.4m) Max Use Zone*



SENSORY & EXPLORATION STATIONS

Research-based and designed to enhance growth in children ages 6-23 months, the Sensory and Exploration Stations are the perfect way to bring play to the youngest of community members. With sensory rich games, learning opportunities and places to play both parallel and cooperatively, these pieces are an ideal avenue to encourage child development through play and make learning fun!



Number	Product ID	Description	Ages	Capacity	Play Features	Max Use Zone*
1	580-1371	Sensory Station™	6-23 months	15 kids	10 features	N/A
1	580-1366	Portable Sensory Station	6-23 months	15 kids	10 features	N/A
2	580-1372	Exploration Station™	6-23 months	8 kids	11 features	19' x 18' (5.8m x 5.5)
2	580-1367	Portable Exploration Station	6-23 months	8 kids	11 features	19' x 18' (5.8m x 5.5)

*Required use zones may be smaller depending on play setting. See ASTM F2373. Synergy Imagination 4ME, Sensory Stations and Exploration Stations are designed to comply with ASTM F2373 - Standard Consumer Safety Performance Specification for Public Use Play Equipment for Children 6 months through 23 months.

SYNERGY IMAGINATION®

Imagination is not only fun but an important part of how children develop a sense of self, see the world and interact with their peers and caregivers. Playing in a space with soft, approachable lines and products that are designed and sized especially for them will increase confidence, encourage exploration and learn and grow through play.

SY-3013 Ages 2-5



IMAGINATIVE PLAY

Imagination is how children develop a sense of self, visualize their place in the world and learn to interact with each other. Fostering imaginative play is important, especially at the critical ages of 2-5.



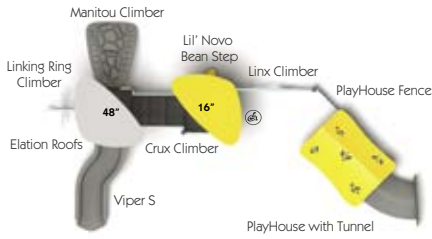
RIGHT SIZED

With smaller hand grips, steps and decks, the sizing and spacing is exactly what children ages 2-5 need to help them develop, learn, engage and grow.



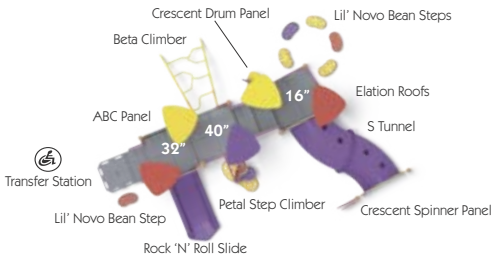
WHIMSICAL DESIGN

Synergy Imagination brings children a whimsical space that is designed with them in mind with surprises around every corner!



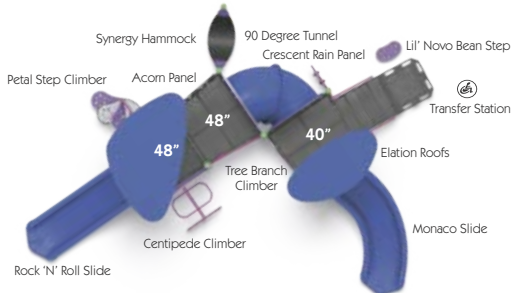
SY-3050 Ages 2-5
7 Play Events | 35 Kid Capacity
27' x 38' (8.3m x 11.6m) ASTM Use Zone

BCIBURKE.COM/REP • 800.266.1250

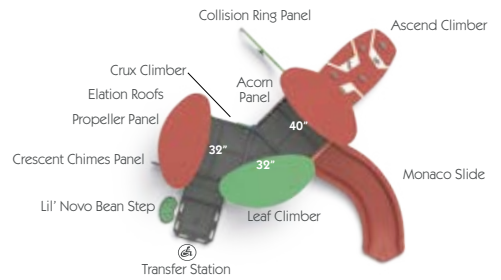


SY-2992 Ages 2-5
12 Play Events | 40 Kid Capacity
31' x 26' (9.5m x 8m) ASTM Use Zone

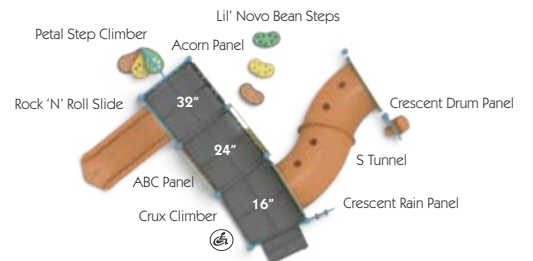
CONTACT YOUR LOCAL BURKE REPRESENTATIVE TO DESIGN YOUR PLAYGROUND!



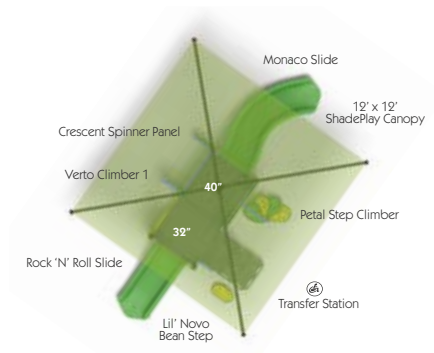
SY-2988 Ages 2-5
9 Play Events | 34 Kid Capacity
33' x 29' (10.1m x 8.9m) ASTM Use Zone



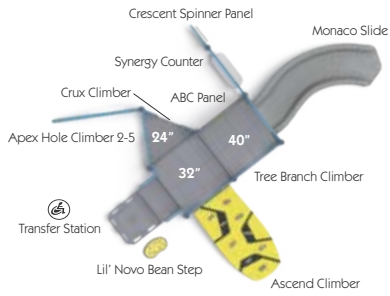
SY-2918 Ages 2-5
8 Play Events | 31 Kid Capacity
27' x 26' (8.3m x 8m) ASTM Use Zone



SY-2915 Ages 2-5
11 Play Events | 32 Kid Capacity
25' x 26' (7.7m x 8m) ASTM Use Zone



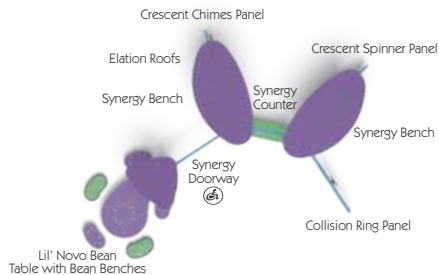
SY-3049 Ages 2-5
5 Play Events | 21 Kid Capacity
30' x 20' (9.2m x 6.1m) ASTM Use Zone



SY-2991 Ages 2-5
8 Play Events | 30 Kid Capacity
29' x 25' (8.9m x 7.7m) ASTM Use Zone



SY-3048 Ages 2-5
5 Play Events | 29 Kid Capacity
27' x 22' (8.3m x 6.7m) ASTM Use Zone



SY-2948 Ages 2-5
8 Play Events | 22 Kid Capacity
25' x 19' (7.7m x 5.8m) ASTM Use Zone

Warning: Proper safety surfacing is required under and around all play equipment to help prevent injuries from falls.



Atkore
Allied Tube
& Conduit



NUCLEUS® INTENSITY®

Designed to be “right-sized” and developmentally appropriate for children ages 2-5, these fitness-based playgrounds feature lots of dynamic activities that help keep kids engaged in physical activity through play. Movement is a healthy, lifelong pursuit and when children have good experiences with exercise, they are more likely to keep positive habits going into adulthood.



NU-2927 Ages 2-5



MOVEMENT

Movement is life and establishing a lifelong love of movement starts at a young age. Creating inviting, exciting and adventurous play spaces brings out a child’s natural instinct toward movement and play.



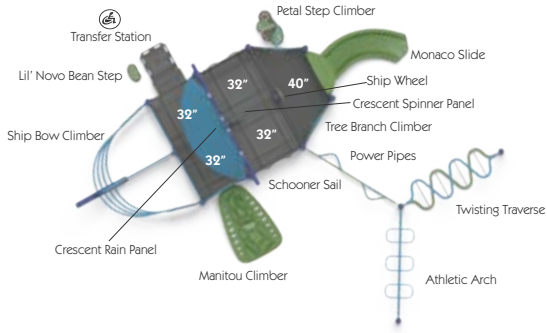
OUTDOOR PLAY

More spaces to move, play, create and explore are just a few reasons why outdoor play is so impactful for children. When they play outside, kids can develop games, tap into their imaginations and be surrounded by fresh air and natural light. Getting kids outside is one of the best ways to help them develop resilience, curiosity and a love of the natural world.



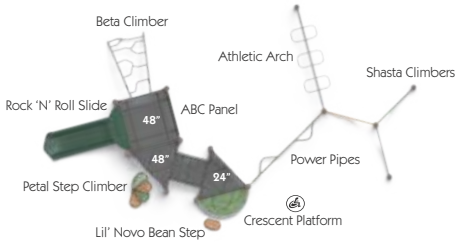
RIGHT-SIZED

Hand grips, steps, foot holds and heights are all sized and designed specifically for children in the 2-5 age group. When a space is designed for you, you feel special, comfortable and it’s easier to play in a way that works for you.



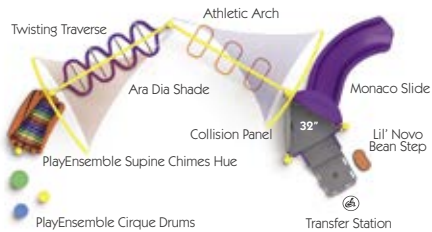
NUIN-2997 Ages 2-5
11 Play Events | 77 Kid Capacity
38' x 41' (11.6m x 12.5m) ASTM Use Zone

BCIBURKE.COM/REP • 800.266.1250



NUIN-2995 Ages 2-5
10 Play Events | 37 Kid Capacity
29' x 41' (8.9m x 12.5m) ASTM Use Zone

CONTACT YOUR LOCAL BURKE REPRESENTATIVE TO DESIGN YOUR PLAYGROUND!



IN-3051 Ages 2-5
8 Play Events | 23 Kid Capacity
24' x 34' (7.4m x 10.4m) ASTM Use Zone

PLAY FOR EVERYONE

After-school care, summer sessions and school breaks mean more children of different ages at your facility. Age-appropriate playgrounds are a great way to keep kids engaged and burning energy and help make your program the preferred place to be. Add a playspace full of climbing, sliding, swinging, spinning and creative play areas and help grow your community.

SY-2895 Ages 5-12



OUTDOOR PLAY

Being outside is good for the mind and body. Outdoor play offers opportunities to release energy in a healthy way and helps get and keep children moving their bodies. Obesity rates are rising and physical activity is one way we can be part of the solution.



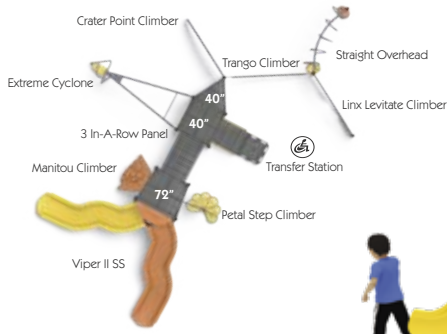
BEING DIFFERENT

Setting yourselves apart from everyone else is a great way to attract more people to help grow your community. Having more healthy activities for kids of all ages to participate in is one way to differentiate yourself from the others. Fun and colorful play areas say you know how important play is to child development and you're here to give kids the best.

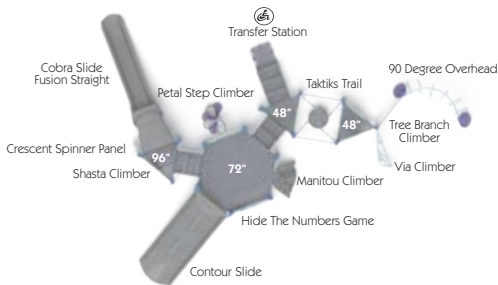


RIGHT DESIGN

The design of both products and playspaces impacts the type of play experience children will have. Research-based design fosters the types of positive outcomes we all seek from play – development, fun and engagement – in a space that's meant for children.

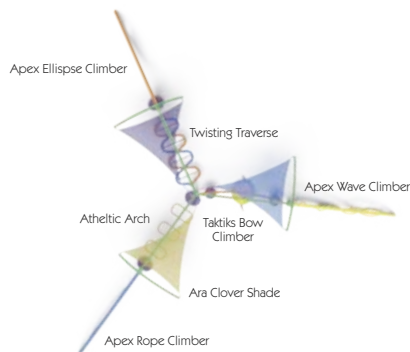


SY-2907 Ages 5-12
 9 Play Events | 55 Kid Capacity
 44' x 34' (13.5m x 10.4m) ASTM Use Zone



NU-2975 Ages 5-12
 11 Play Events | 68 Kid Capacity
 47' x 40' (14.4m x 12.2m) ASTM Use Zone

VISIT BCIBURKE.COM/CATALOGS TO VIEW OUR FULL LINE CATALOG OF PRODUCTS



IN-2994 Ages 5-12
 6 Play Events | 44 Kid Capacity
 39' x 44' (11.9m x 13.5m) ASTM Use Zone

Warning: Proper safety surfacing is required under and around all play equipment to help prevent injuries from falls.



Atkore
 Allied Tube
 & Conduit




NU-2888 Ages 2-12

PLAYENSEMBLE®

PlayEnsemble brings a higher level of musical expression to communities. As a universal creative experience, music brings a sense of wonder to the play environment. Musical experiences aren't just play; they accelerate child development intellectually, socially and emotionally as well as enhance overall motor skills, language and literacy. It helps the body and mind work together and is one of the only activities that enhances both sides of the brain. Connect PlayEnsemble components to a Burke Play Structure or build a freestanding music playspace.






①



②



③



⑤



⑥




⑦



⑧



⑨



④

PLAYENSEMBLE

Availability: Nucleus, Intensity

Number	Description	Ages	Capacity
1	PlayEnsemble Supine Chimes	2-12	2 kids
2	PlayEnsemble Supine Chimes Hue	2-12	2 kids
3	PlayEnsemble Terra Metallophone	2-12	2 kids
4	PlayEnsemble Titan Chimes	2-12	2 kids
5	PlayEnsemble Cirque Drum V	2-12	2 kids
6	PlayEnsemble Cirque Drum IV	2-12	1 kid
7	PlayEnsemble Cirque Drum III	2-12	1 kid
8	PlayEnsemble Cirque Drum II	2-12	1 kid
9	PlayEnsemble Cirque Drum I	2-12	1 kid

PlayEnsemble pieces and posts are sold separately. Work with your Burke Representative to create the perfect configuration for your space. ♿



PLAYHOUSE

Number	Product ID	Description	Ages	Capacity	Play Features	ASTM Use Zone
1	580-1373	PlayHouse	2-12	8 kids	14 features	N/A
2	BB-3034	PlayHouse with Tunnel & Fence	2-12	10 kids	16 features	16' x 16' (4.9m x 4.9m)
3	580-1376	PlayHouse with Tunnel	2-12	8 kids	15 features	16' x 16' (4.9m x 4.9m)

SERENITY™ SPOT

Number	Product ID	Description	Ages	Capacity	Play Features	ASTM Use Zone
4	BB-3004	Serenity Spot	2-12	2 kids	7 features	15' x 17' (4.6m x 5.2m)



① PlayHouse 580-1373



③ PlayHouse with Tunnel 580-1376



④



SERENITY SPOT

Learn. Socialize. Sit. Relax. Play. Engage. All this and more are the purpose behind the creation of the Serenity Spot. The Serenity Spot is a fort-like environment with games, a rubber kick pad and a variety of activities that can be calming and allow the expression of stimming behaviors, this is a place where everyone is welcome to be themselves.





DISCOVERY STATIONS

Imaginative and creative play are critical to child development. Between the ages of two and five, kids begin to relate their pretend and fantasy play to real-life experiences and use props and language to enhance their play. Packed with play value, the Discovery Stations facilitate this important type of play by offering a place for children to create their own roles and fantasies in a real-life setting complete with realistic details, games and space for everyone to engage.



Number	Product ID	Description	Ages	Capacity	Play Features	ASTM Use Zone
1	580-1369	Fire House Discovery Station™	2-5	10 kids	10 features	N/A
2	580-1368	Doctor's Office Discovery Station	2-5	10 kids	10 features	N/A
3	580-1365	Market Discovery Station	2-5	10 kids	10 features	N/A
4	580-1292	Drive Thru with Fun Phone	2-12	4 kids	2 features	N/A
not pictured	580-1293	Drive Thru	2-12	2 kids	1 feature	N/A
5	580-1289	Gas Station	2-12	2 kids	1 feature	N/A
6	580-0319	Burke Express Engine*	2-12	10 kids	5 features	16' x 21' (4.9m x 6.4m) ASTM Use Zone
7	580-0321	Burke Express Tanker	2-12	4 kids	2 features	16' x 18' (4.9m x 5.5m) ASTM Use Zone
8	580-0320	Burke Express Dining Car*	2-12	6 kids	5 features	16' x 17' (4.9m x 5.2m) ASTM Use Zone
not pictured	580-0322	Burke Express Sandbox Car*	2-12	10 kids	6 features	16' x 18' (4.9m x 5.5m) ASTM Use Zone

*Customized name available for an additional charge.



Stop Sign
580-0308




Yield Sign
580-0309



Speed Limit Sign
580-0310



1



Easily close and lock the Turtle Top to protect the play area when not in use.

1



2



3

PLAY THAT MOVES YOUR SENSES!

Number	Product ID	Description	Ages	Capacity	Play Features	Size
1	580-0289	Turtle Top	2-12	20 kids	1 feature	N/A
2	580-0317	Under Sea Paint Center	2-12	4 kids	1 feature	4' wide x 5' tall (1.3m wide x 1.6m tall)
3	580-0166	Theater Paint Center	2-12	4 kids	1 feature	4' wide x 5' tall (1.3m wide x 1.6m tall)
4	590-0063	Little Digger ADAAG*	2-12	1 kid	1 feature	18' x 18' (5.5m x 5.5m) ASTM Use Zone
5	590-0064	Little Digger*	2-12	1 kid	1 feature	18' x 18' (5.5m x 5.5m) ASTM Use Zone
6	580-1019	Rotating Sand Table	2-12	6 kids	3 features	3' x 3' (1m x 1m) ASTM Use Zone
7	580-0280	Single Sand or Water Table	2-12	8 kids	1 feature	4' x 4' x 25" tall (1.3m x 1.3m x 0.7m tall)
8	580-1290	Double Sand & Water Center	2-12	14 kids	3 features	4' x 8' x 25" tall (1.3m x 2.5m x 0.7m tall)
9	580-1291	Triple Sand & Water Center	2-12	18 kids	5 features	4' x 12' x 25" tall (1.3m x 3.7m x 0.7m tall)

Sand, toys and paint supplies sold separately

*We recommend accessible pathways so all children can access the Little Diggers. Limit 5 on 5-day Quickship.





1



2

MOTION PLAY

Let's move - literally! Back and forth, round and round or up and down, motion play enhances the playground experience and challenges children to utilize their strength, coordination and balance. All of the events can be used by a single child or by a group of children for maximum playability. So grab on and enjoy with Burke's play in motion events!



3



4



5



6



7



8

Number	Product ID	Description	Ages	Capacity	ASTM Use Zone
1	570-2679	2 Seat Rocker 2-5	2-5	2 kids	13' x 19' (4m x 5.8m)
2	560-0457	Swift Twist Spinner	2-12	1 kid	14' (4.3m) diameter
3	570-2680	Meta Rocker	2-12	1 kid	15' x 14' (4.6m x 4.3m)
4	570-0053	4 Seat Rocker	2-12	4 kids	13' x 92' (4m x 6.7m)
5	570-2709	Orb™ Rocker	2-12	8 kids	23' x 16' (7.1m x 4.8m)
6	560-0538	Daisy Spinner	2-12	1 kid	14' (4.3m) diameter
7	560-2573	KidForce Spinner	2-12	1 kid	14' (4.3m) diameter
8	560-2579	Volta® Inclusive Spinner with Speed Limiter	2-12	9 kids	20' (6.1m) diameter

Contact your local Burke Representative for pricing: 800-266-1250. Surfacing, freight, taxes and installation are extra. Specifications and pricing subject to change without notice.

Warning: Proper safety surfacing is required under and around all play equipment to help prevent injuries from falls.



1 Turtle 570-2681

1 Bunny 570-2682

1 Raccoon 570-2692

1 Duckling 570-2696

Wasp for Tri-Rider 570-0826

5

Snail for Tri-Rider 570-0827

Ladybug for Tri-Rider 570-0828

ROCKERS & RIDERS

Number	Product ID	Description	Ages	Capacity	ASTM Use Zone
1	See above	Animal Rockers	2-12	1 kid	16' x 13' (4.9m x 4m)
2	570-0769	Motorcycle	2-12	1 kid	16' x 14' (4.9m x 4.3m)
3	570-0767	Fire Truck	2-12	2 kids	16' x 14' (4.9m x 4.3m)
4	See page 27	Themed Riders	2-12	1 kid	16' x 13' (4.9m x 4m)
not pictured	570-0820	Wasp Rider	2-12	1 kid	15' x 14' (4.6m x 4.3m)
not pictured	570-0821	Snail Rider	2-12	1 kid	15' x 14' (4.6m x 4.3m)
not pictured	570-0822	Ladybug Rider	2-12	1 kid	15' x 14' (4.6m x 4.3m)
not pictured	570-2671	Spring Rider Footer	N/A	N/A	N/A
not pictured	570-0016	Recycled Rubber Mat	N/A	N/A	N/A
5	570-0771	Tri-Rider	2-12	3 kids	21' (6.4m) diameter

TRI-RIDERS

Choose 3 Themed Riders from below to create your custom Tri-Rider!

Product ID	Description	Product ID	Description
570-0826	Wasp for Tri-Rider	570-0831	Bison for Tri-Rider
570-0827	Snail for Tri-Rider	570-0832	Horse for Tri-Rider
570-0828	Ladybug for Tri-Rider	570-0833	Police Car for Tri-Rider
570-0829	Helicopter for Tri-Rider	570-0834	Ambulance for Tri-Rider
570-0830	Bull for Tri-Rider		

Contact your local Burke Representative for pricing: 800-266-1250. Surfacing, freight, taxes and installation are extra. Specifications and pricing subject to change without notice.



① Seahorse 570-2693



① Unicorn 570-2694



① Pony 570-2683



① Dolphin 570-2695



② Motorcycle 570-0769



③ Fire Truck 570-0767



④ Race Car 570-0766



④ Helicopter 570-0823



④ Police Car 570-0836



④ Ambulance 570-0837



④ Bull 570-0824



④ Bison 570-0825



④ Horse 570-0835



1



2

SWINGS THAT MOVE YOU (SEATS INCLUDED)

Number	Product ID	Description	Ages	Capacity	ASTM Use Zone
1	550-0186	Volito Multi-User Swing	2-12	4 kids	30' x 27' (9.2m x 8.3m)
not pictured	550-0187	Volito Add-On Bay	2-12	4 kids	30' x 27' (9.2m x 8.3m)
not pictured	550-0188	Volito Multi-User Swing with Stainless Steel Chains	2-12	4 kids	30' x 27' (9.2m x 8.3m)
2	550-9118	Brava™ Universal Swing (Patent Pending)	2-12	6 kids	22' X 27' (6.7m x 8.3m)

Contact your local Burke Representative for pricing: 800-266-1250. Surfacing, freight, taxes and installation are extra. Specifications and pricing subject to change without notice.



③ Tot Swing 550-0141



④ T-Swing 550-9011

SWINGS FOR AGES 2-5 (SEATS INCLUDED)

Number	Product ID	Description	Beam Height	ASTM Use Zone	Quickship
3	550-0141	Tot Swing (Ages 2-5 only)	N/A	19' x 17' (5.8m x 5.2m)	Limit 3 on 10 Business days
4	550-9011	T-Swing with Galvanized Chains (Ages 2-5 only)	7' (2.2m)	23' x 20' (7m x 6.1m)	Limit 3 on 10 Business days
not pictured	550-9111	T-Swing with PVC Chains (Ages 2-5 only)	7' (2.2m)	23' x 20' (7m x 6.1m)	Limit 3 on 10 Business days



⑤ 5" Single Post Swing 550-0201



⑥ 5" Single Post Swing with Single Seat Frame 550-0203

SINGLE POST SWINGS (SEATS SOLD SEPARATELY)

Number	Product ID	Description	Beam Height	ASTM Use Zone	Quickship
5	550-0201	5" (12.7cm) Single Post Swing	8' (2.5m)	32' x 24' (9.8m x 7.4m)	Quickship not available
not pictured	550-0202	5" (12.7cm) Single Post Swing Added Bay	8' (2.5m)	N/A	Quickship not available
6	550-0203	5" (12.7cm) Single Post Swing with Single Seat Frame	8' (2.5m)	32' x 20' (9.8m x 6.1m)	Quickship not available
not pictured	550-0204	5" (12.7cm) Single Post Swing with Single Seat Frame Added Bay	8' (2.5m)	N/A	Quickship not available

Choose your combination of swing seats below! Contact your local Burke Representative for more Swing options.



Freedom Swing 550-0171



Konnection® Swing 550-0191



Molded Rubber Seat 550-0103



Tot Seat 550-0099



NOVO® PLAYFUL FURNITURE

Novo combines form and function to create fun and creative site amenities that can be seamlessly integrated into play areas or used as part of an outdoor classroom. Whatever you decide to do while using Novo, you will be promoting socialization and multi-generational interaction.



Number	Product ID	Description	Capacity	ASTM Use Zone
1	580-1356	Lil' Novo Bean Table (Benches sold separately)	5 kids	17' x 14' (5.2m x 4.3m)
2	580-1355	Lil' Novo Bean Bench	1 kid	14' x 13' (4.3m x 4m)
3	580-1319	Novo Teardrop Counter Climber (Benches/Stools sold separately) Manufactured under US Patent No. D871,813	5 people	20' x 15' (6.1m x 4.6m)
4	580-1312	Novo Arc Bench	2 people	14' x 15' (4.3m x 4.6m)
5	580-1313	Novo Table ADAAG (Arc Benches included)	7 people	N/A
6	580-1341	Novo Table (Arc Benches included)	9 people	N/A



VERVE® CLIMBERS

Number	Product ID	Description	Ages	Capacity	ASTM Use Zone
7	560-2594	Verve III XS	2-5 or 5-12	5 kids	19' x 19' (5.8m x 5.8m)
8	560-2593	Verve IV XS	2-5 or 5-12	7 kids	21' x 21' (6.4m x 6.4m)
9	560-2592	Verve V XS	2-5 or 5-12	11 kids	22' x 22' (6.7m x 6.7m)
10	560-2590	Verve VI XS	2-5 or 5-12	11 kids	24' x 24' (7.4m x 7.4m)
11	560-2591	Verve VI Arch XS	2-5 or 5-12	12 kids	21' x 24' (6.4m x 7.4m)



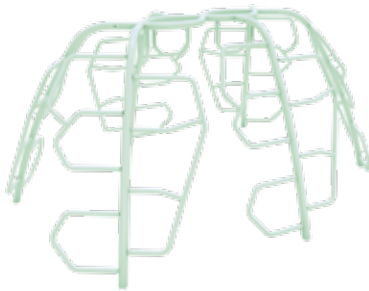
⑦ Verve III XS 560-2594



⑧ Verve IV XS 560-2593



⑨ Verve V XS 560-2592



⑩ Verve VI XS 560-2590



⑪ Verve VI XS Arch 560-2591

FREESTANDING SLIDES

Number	Product ID	Description	Ages	Capacity	ASTM Use Zone
12	3D-1704	48" (1.3m) Rock 'N' Roll Slide	2-5 or 5-12	7 kids	24' x 16' (7.4m x 4.9m)
13	3D-2713	48" (1.3m) Luge™ Slide	2-5 or 5-12	10 kids	25' x 17' (7.6m x 5.2m)
14	3D-1764	48" (1.3m) Viper® III Slide	2-5 or 5-12	16 kids	23' x 28' (7m x 8.6m)



⑫ Rock 'N' Roll Slide 3D-1704



⑬ Luge Slide 3D-2713



⑭ Viper III 3D-1764

Contact your local Burke Representative for more Freestanding Slide options.

Warning: Proper safety surfacing is required under and around all play equipment to help prevent injuries from falls.



PORTABLE SITE FURNISHINGS

Number	Product ID	Description
1	580-1010	6' (1.9m) Tot Table
2	580-1306	6' (1.9m) Buddy Bench
3	580-0173	6' (1.9m) Bench
not pictured	580-0192	6' (1.9m) Backless Bench
4	580-1378	English/Spanish Hand Sanitizer Station
not pictured	580-1380	English/French Hand Sanitizer Station

Please Note: Hand sanitizer dispenser is not included. Compatible with most touch free, adhesive back and screw on dispensers. Dimensions of dispenser must be less than 6 3/4" wide, 4 1/2" deep, 12" tall.

FREESTANDING SHADE

Featuring EZTension Quick Release System
Posts included for in-ground, direct-bury installation.

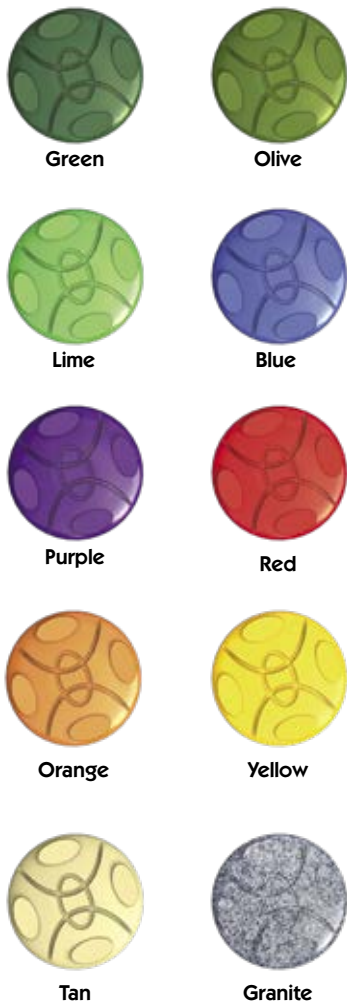
Number	Product ID	Description	Entry Height
not pictured	560-2608	12' x 12' Freestanding Shade	10' (3.1m)
5	560-2609	12' x 12' Freestanding Shade	8' (2.5m)
not pictured	560-2606	15' x 15' Freestanding Shade	10' (3.1m)
not pictured	560-2607	15' x 15' Freestanding Shade	8' (2.5m)

Contact your local Burke Representative for more shade and site furnishing options.




POWDER COAT PAINT

ROTOMOLD PLASTIC



HDPE PLASTIC PANELS



SHADE CANOPIES



PLATFORMS



VISIT BCIBURKE.COM/COLOR TO CUSTOMIZE YOUR PLAYGROUND COLORS!

PLAY THAT MOVES YOU.®



Burke

BCI Burke Company

P.O. Box 549

Fond du Lac, WI 54936-0549 USA

800-266-1250 • 920-921-9220

bciburke.com

Burke[®] FITNESS





BURKE FITNESS

Meet ELEVATE®, ACTIVATE® and INVIGORATE™, Burke's Outdoor Fitness Collections that combine physical fitness with time spent outdoors. The ELEVATE Fitness Course, ACTIVATE Fitness Circuit and INVIGORATE Dynamic Fitness products challenge your body in healthy ways and allow people with different fitness levels to work out in the same space as they advance their strength, agility and balance together.

HEALTHY COMMUNITY FUN!

Bring your community together with a fitness environment that engages participants, advances skills and provides healthy options for residents to get and stay fit! Developed by fitness professionals to maximize workouts and fun, Burke's new Outdoor Fitness Collection provides an alternative to screen time and offers the opportunity for family, friends and neighbors to get outside together and build a sense of healthy community.



DOWNLOAD THE APP!

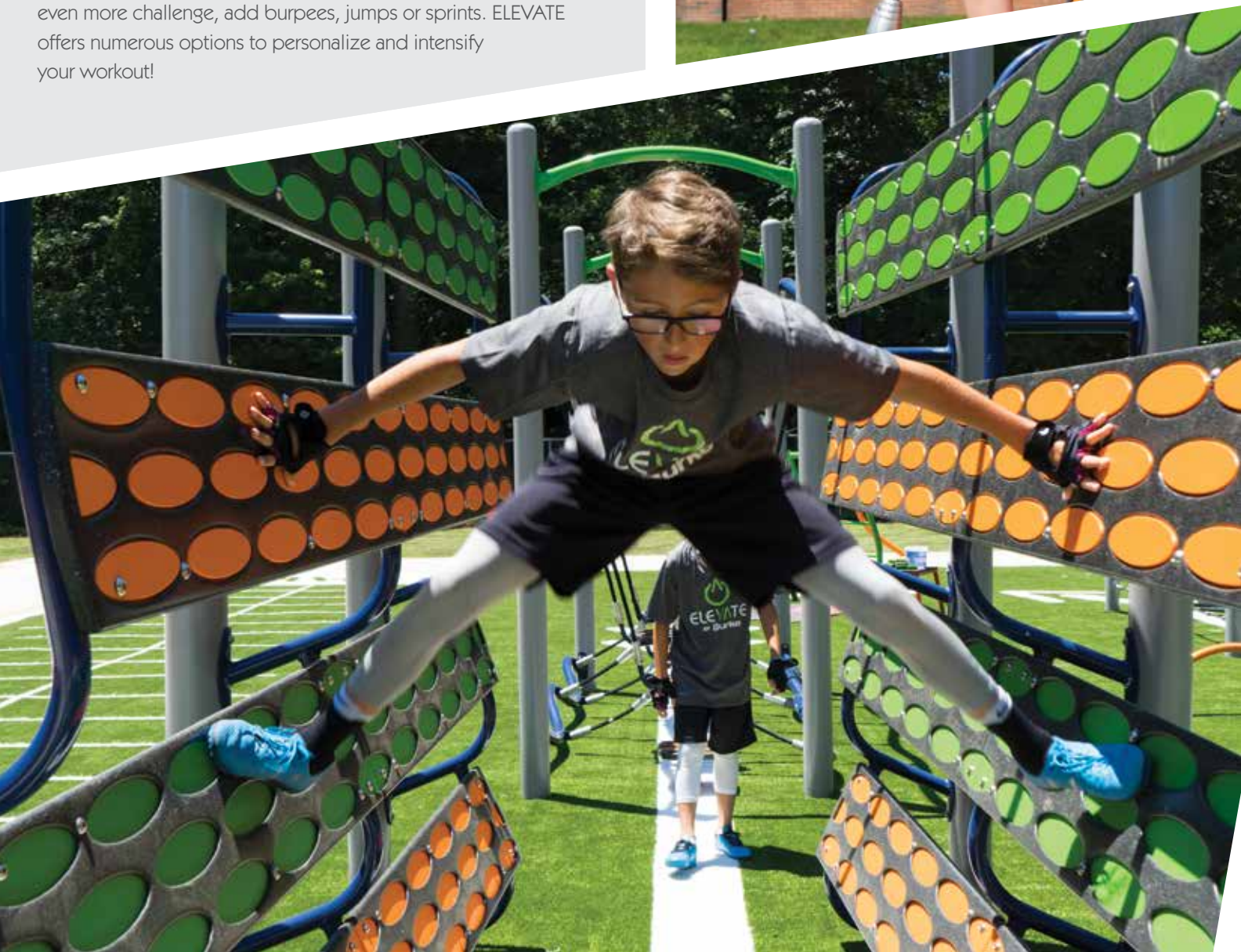
Download the Burke Fitness app to watch instructional videos, explore our 360° virtual tours and log your workouts!





Take on ELEVATE, Burke's fitness course that brings together a series of challenging physical obstacles that an individual or team can utilize to build strength, mobility and endurance! With three levels of challenge and multiple use options, ELEVATE offers a positive exercise experience for beginners, intermediate and advanced fitness users to achieve results and have fun. Creating an intergenerational space where everyone can exercise together and enjoy a healthy dose of competition among friends, neighbors, and teammates is what ELEVATE does best. These spaces benefit everyone and provide a gathering place in a community, which is so important in the time of screens and over-scheduled lives!


Designed for ages 5-12 and 13+, ELEVATE can be used as part of an overall training plan or as a standalone way to spend time outdoors and gain the benefits of increased physical fitness. For even more challenge, add burpees, jumps or sprints. ELEVATE offers numerous options to personalize and intensify your workout!







ADD A DASH TO YOUR ELEVATE FITNESS COURSE WITH BURKE TURF! See page 23 for more information.



FIT-2628

AGES ————— 5-12 and 13+

CAPACITY ————— 33 users

EVENTS ————— 11 obstacles

ASTM USE ZONE — 51' x 80' (15.6m x 24.4m)

bciburke.com/fitness



Warning: ASTM F3101 and F1487 requires appropriate safety surfacing under fitness equipment. Contact your local Burke Representative for more information.

Custom Turf design shown. Contact your local Burke Representative for more information.



**FIT-2629** (shown above)

AGES ————— 5-12 and 13+

CAPACITY ——— 37 users

EVENTS ————— 11 obstacles

ASTM USE ZONE — 52' x 67' (15.9m x 20.5m)

FIT-2630 (shown below)

AGES ————— 5-12 and 13+

CAPACITY ——— 29 users

EVENTS ————— 10 obstacles

ASTM USE ZONE — 47' x 74' (14.4m x 22.6m)





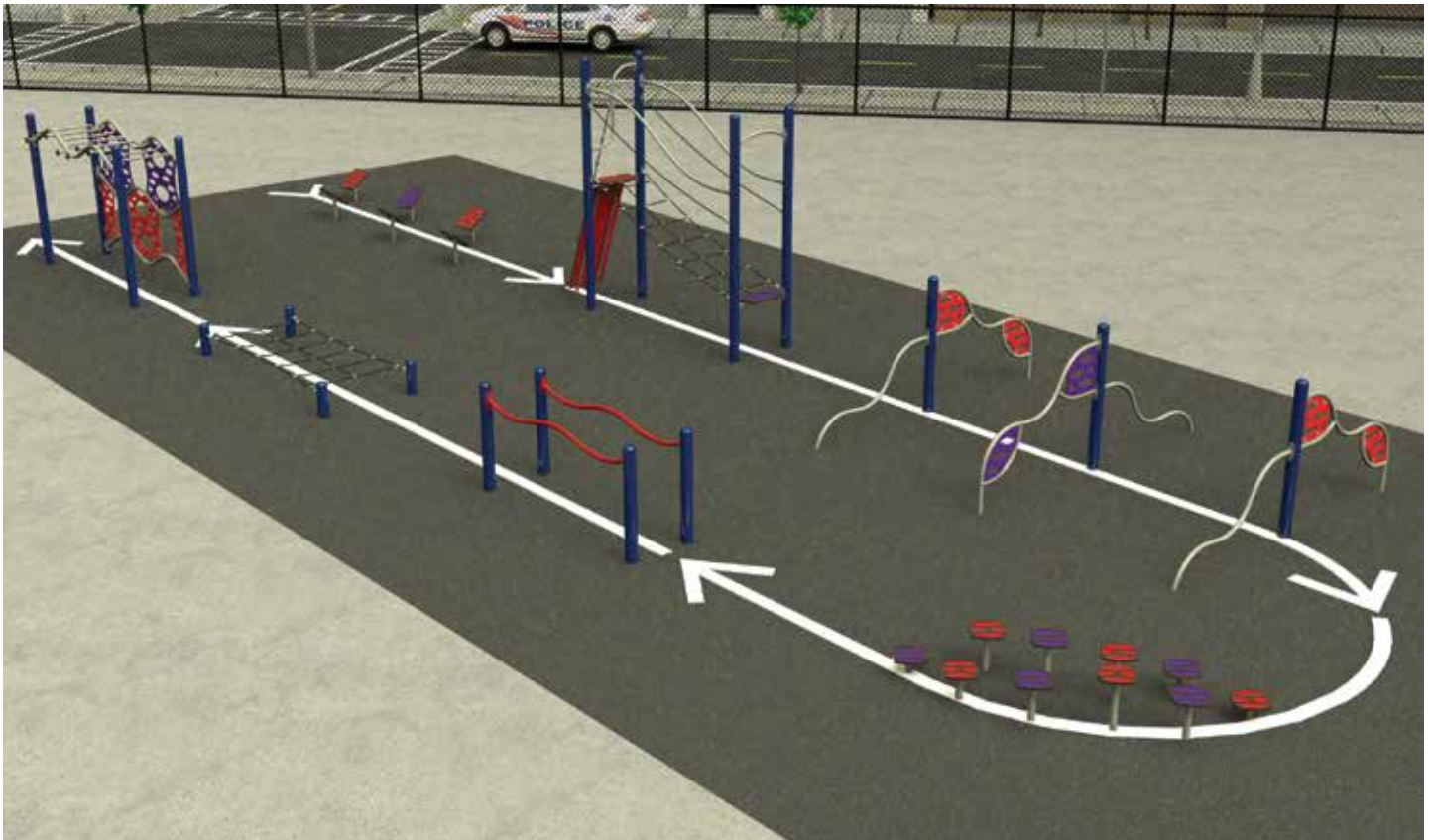
FIT-2631 (shown above)

AGES ————— 5-12 and 13+
CAPACITY ——— 24 users
EVENTS ————— 7 obstacles
ASTM USE ZONE — 35' x 78' (10.7m x 23.8m)

FIT-2632 (shown below)

AGES ————— 5-12 and 13+
CAPACITY ——— 24 users
EVENTS ————— 7 obstacles
ASTM USE ZONE — 32' x 78' (9.8m x 23.8m)





FIT-2633 (shown above)

AGES ————— 5-12 and 13+
CAPACITY ————— 25 users
EVENTS ————— 7 obstacles
ASTM USE ZONE — 37' x 80' (11.3m x 24.4m)

FIT-2769 (shown below)

AGES ————— 5-12 and 13+
CAPACITY ————— 6 users
EVENTS ————— 4 obstacles
ASTM USE ZONE — 17' x 85' (5.2m x 26m)





FIT-2770 (shown above)

AGES ————— 5-12 and 13+
CAPACITY ————— 18 users
EVENTS ————— 4 obstacles
ASTM USE ZONE — 25' x 84' (7.7m x 25.6m)

FIT-2771 (shown below)

AGES ————— 5-12 and 13+
CAPACITY ————— 19 users
EVENTS ————— 3 obstacles
ASTM USE ZONE — 25' x 66' (7.7m x 20.2m)





1. FROG HOP

Competitors must keep their balance as they run across four pods that swing when you step on them!

2. MIGHTY MIGHT - Up and over quickly is the ultimate goal. Hop, step or jump over this obstacle.

3. JUNGLE PIPELINE - Anything goes as you cross the Jungle Pipeline! Swing through or use your shoulders to support you while balancing on your hands and working your way across.

4. DOOR KNOB JAM - Upper body and core are king and queen here! There are so many ways to rock out this event, traverse the side, cross the bars or use the "door knobs" for even more of a challenge!

5. SUMMIT BRIDGE - Using the rope, or not if you are an expert, climb up the summit and cross the bridge. Use your speed and balance to get up, over and across this challenge.



4

5

4



4



1. OVER UNDER -

This event is open to interpretation! Go over the first, under the second and back over the third! Or, for a greater challenge, jump over two and army crawl under one and do five burpees before you hit the obstacle! Fifteen burpees...who wouldn't love this?

2. TWINKLE TOES - Don't touch the ropes and go as fast as you can. Easier said than done! For an advanced workout, run quickly side to side skipping every other square.


3. MIGHTY MAX - Up and over this obstacle quickly is the ultimate goal. Don't be fooled, this tall rope event is more challenging than it looks.

4. WALL CLINGER - Save the best for last with the Wall Clinger! Here users can get a full body workout by using this event in a variety of ways from sideways traversing while standing on one wall to traversing the space between the two parallel walls without touching the ground.

5. BLOCK UP - These plyo blocks present all sorts of challenges and options for use! Move quickly from block to block or "box jump" up and down. Work on explosive leg strength and power on this event!

6. LAVA LEAP - Leap from one pod to another on one or both feet without ever touching the ground. Improve balance, coordination, agility and strength.

5



6

ACTIVATE[®]

Fitness Circuit

ACTIVATE Fitness Circuit offers the benefits of muscle building and toning with body weight exercises and a cardio workout that can be tailored to a variety of fitness levels. ACTIVATE is designed for ages 13+ and can be arranged in a traditional circuit format, along a trail or any combination of the two to accommodate user and site needs. The options for creativity are limitless and exercises can be frequently changed to alter your exercise routine and keep improving your fitness. ACTIVATE your body with Burke's all new way to get and stay fit!







FIT-2636

AGES ————— 13+
CAPACITY ————— 19 users

EVENTS ————— 15 events
ASTM USE ZONE — 43' x 68' (13.1m x 20.8m)





FIT-2677

AGES ————— 13+
 CAPACITY ————— 11 users

EVENTS ————— 9 events
 ASTM USE ZONE — 40' x 38' (12.2m x 11.6m)

Warning: ASTM F3101 requires appropriate safety surfacing under fitness equipment. Contact your local Burke Representative for more information.



FIT-2679

AGES ————— 13+
CAPACITY ————— 12 users

EVENTS ————— 9 events
ASTM USE ZONE — 44' x 33' (13.5m x 10.1m)



FIT-2676

AGES ————— 13+
CAPACITY ————— 11 users

EVENTS ————— 10 events
ASTM USE ZONE — 45' x 32' (13.8m x 9.8m)



FIT-2678

AGES ————— 13+
CAPACITY ————— 8 users

EVENTS ————— 7 events
ASTM USE ZONE — 25' x 24' (7.7m x 7.4m)



FIT-2680

AGES ————— 13+
CAPACITY ————— 11 users

EVENTS ————— 10 events
ASTM USE ZONE — 41' x 30' (12.5m x 9.2m)

Warning: ASTM F3101 requires appropriate safety surfacing under fitness equipment. Contact your local Burke Representative for more information.

1



2



3





4. PARALLEL BARS - Exercise your core and upper body while working on shoulder and core stability. **Muscle Groups:** Biceps, Triceps, Core, Latissimus Dorsi, Deltoids, Pectoralis

2. PULL-UP - Engage your upper body and core with these pull-up variations. **Muscle Groups:** Biceps, Triceps, Core, Latissimus Dorsi, Deltoids, Pectoralis

3. CARGO CLIMBER - Climb up and over for leg strength development and improved coordination. **Muscle Groups:** Core, Quadriceps, Hamstrings

4. PUSH-UP - Build your upper body strength with multiple challenge levels on this timeless and effective exercise. **Muscle Groups:** Biceps, Triceps, Core, Latissimus Dorsi, Deltoids, Pectoralis

5. STRETCH STATION - Stretch all your muscles before and after your workout.

6. ARMS N' BACK - Pick your path and work your arm and back muscles on this twist on the traditional monkey bars. **Muscle Groups:** Forearms, Latissimus Dorsi, Deltoids (Shoulder Muscles), Biceps, Abdominal





1

2

3

1. PLYO BLOCKS - Jump or step to build muscle & dynamic leg strength.
Muscle Groups: Glutes, Quadriceps, Hamstrings, Calves, Hip Flexors

2. PIPE CLIMBER - Climb up and over for leg strength development and improved coordination.
Muscle Groups: Core, Quadriceps, Hamstrings

3. SIT-UP - Work your core with a variety of exercises at this station.
Muscle Groups: Abdominal, Obliques

4. LIFT N' ROW - Work important muscle groups and tone arms, core and back
Muscle Groups: Lift - Triceps, Obliques, Abdominals
Row - Latissimus Dorsi, Rhomboids, Biceps, Core

5. BALANCE CHALLENGE - Develops lower body & core muscles and enhances balance & coordination. Muscle Groups: Core, Quadriceps, Hamstrings, Calves



BURKE TURF®

Burke Turf ELEVATES the fitness experience by offering a clean, even surface from which to launch your best workout. With the beautiful look and comfortable feel of real grass, it pairs perfectly with both the ELEVATE Fitness Course and ACTIVATE Fitness Circuit. ELEVATE Turf provides optional directional arrows and start/finish line. Add a 25 yard dash for extra competition and complete your Course. Work your entire body and have fun with the combination of Burke Fitness and Burke Turf! Contact your local Burke Representative for more information.



INVIGORATE™

Dynamic Fitness

Invigorate Dynamic Fitness brings exercise outdoors and makes it more fun, more social and more invigorating! Add one or all four of these new Burke Fitness pieces to your outdoor fitness space and see how the option to exercise outside changes your community. Invigorate Dynamic Fitness can stand alone or be paired with ACTIVATE Fitness Circuit along a trail or in an outdoor gym. Add in ELEVATE Fitness Course to round out the fitness offerings and create a multigenerational space where everyone can get and stay moving together!



PLACE INVIGORATE DYNAMIC FITNESS EVENTS WITH ACTIVATE FITNESS CIRCUIT STATIONS ALONG A TRAIL! CONTACT YOUR LOCAL BURKE REPRESENTATIVE FOR MORE INFORMATION.




1

2

3





4



1. STRIDER -

Place feet on the pedals and move back and forth in a walking motion.

Muscle Groups - Quads, Hamstrings, Calves & Glutes

2. ELLIPTICAL - Place feet on the foot pads and move in a circular motion while moving arms back and fourth.

Muscle Groups: Glutes, Quadriceps, Hamstrings, Calves, Triceps, Biceps & Pectoral Muscles

3. CHEST PRESS - Arms are pushed away from the chest and returned to starting position. Place hands on hand grips and push away from chest.

Muscle Groups: Pectoral, Biceps & Triceps

4. RECUMBENT BIKE - Place feet on the pedals and make a circular motion when pedaling.

Muscle Groups: Quads, Hamstrings & Glutes.

BURKE BUILT® QUALITY

Burke's fitness products are handcrafted by artisans in our Fond du Lac, WI USA facility using the highest quality materials. From high density polyethylene plastics to premium powder coatings, quality and longevity are of the utmost importance to us. Your local Burke Representative is available to assist you with installation and maintenance so your ELEVATE Fitness Course, ACTIVATE Fitness Circuit or INVIGORATE Dynamic Fitness pieces can keep everyone moving for years to come!



INSTRUCTIONAL SIGNAGE

Burke fitness signage provides important information ranging from age appropriateness to hours of operation and fitness instruction to course layout. Proper signage throughout your fitness space will provide critical direction and increase comfort for all users.



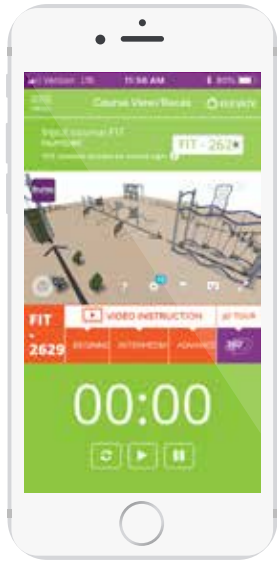
Each ELEVATE Fitness Course sign shows a top view of the course and the information you need to find a virtual tour and exercise videos in the Burke Fitness App.

Every ACTIVATE and INVIGORATE event includes a sign showing exercises to perform on that piece of equipment and the information to find instructional videos in the Burke Fitness App.

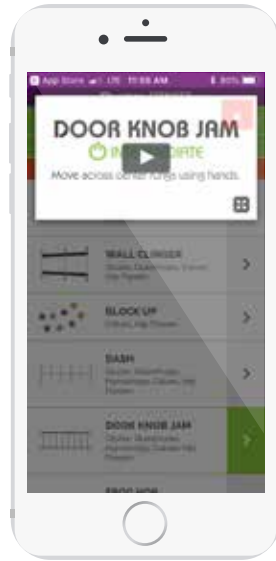
BURKE FITNESS APP

Enhance your Burke Fitness experience with our Burke Fitness app! It provides users with instructional videos for every fitness level, 360° virtual tours and images of each component. The app also offers an opportunity to log your workouts, time yourself and work towards your goals!

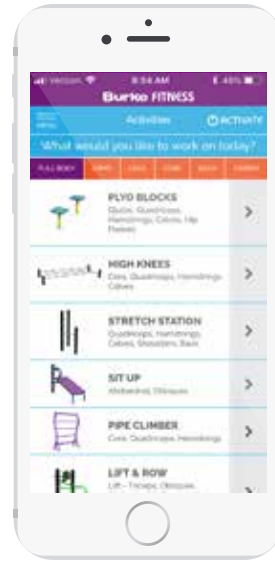
Share in the fun and download the **FREE** Burke Fitness app for your iOS or Android device from the Apple App Store or the Google Play Store.



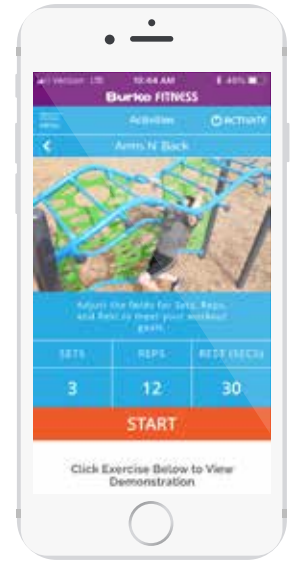
View a virtual tour of your ELEVATE Fitness Course, watch instructional videos, time yourself and share with your friends.



Instructional ELEVATE videos customized to your specific course offer Beginner, Intermediate and Advanced options for each component.



Customize your ACTIVATE workout based on the muscle groups you would like to work on and find instructional videos for every fitness level.



Choose the number of sets, reps and rest time to meet your ACTIVATE and INVIGORATE workout goals and log your activity.



COLOR SELECTION

POWDER COAT PAINT



HDPE PLASTIC PANELS





Burke® FITNESS

DOWNLOAD THE BURKE FITNESS APP TO WATCH INSTRUCTIONAL VIDEOS, EXPLORE OUR 360° VIRTUAL TOURS AND LOG YOUR WORKOUTS!



BCI Burke Company P.O. Box 549 • Fond du Lac, WI 54936-0549 USA
800-266-1250 • 920-921-9220 • bciburke.com

Trademarks are the property of BCI Burke Company. © 2020 BCI Burke Company. All rights reserved. Apple and the Apple logo are trademarks of Apple Inc., registered in the U.S. and other countries. App Store is a service mark of Apple Inc., registered in the U.S. and other countries. Google Play and the Google Play logo are trademarks of Google Inc.

Burke[®]
PLAY THAT MOVES YOU.




PLAY THAT MOVES YOU®

Play is our passion, our mission and our business and bringing play to communities around the world is driven by our desire to help children develop, communities engage and keep people of all ages and abilities moving outside together. Play That Moves You is our rally cry and our promise to observe, research, innovate and design products and playspaces that inspire and challenge everyone to find the best of themselves through play.

Burke
BCIBURKE.COM





INSPIRED DESIGNS

Play That Moves You brings to life the products and playspaces that foster experiences, growth, fun and engagement for everyone. Developing these products and designing these playspaces means researching play with some of the industry's brightest minds and most forward-thinking organizations. It means devoting ourselves to play and being guided by our passion for helping everyone develop social, emotional, physical, cognitive, creative and language skills that transcend the playground.

[Learn more at bciburke.com](http://bciburke.com)



CONTENTS

- New Products 12
- Featured Playgrounds 28
- Playspace Solutions 54
- Play System Lineup 64
- School Aged Playgrounds 66
- Preschool Playgrounds 92
- Early Childhood Playgrounds 104
- Play System Components 106
- Play System Customization 142
- Climbing Systems 144
- Musical Play 152
- Freestanding Play 156
- Outdoor Fitness 184
- Novo® Playful Furniture 194
- Park & Site Amenities 198
- Sports & Recreation Equipment 202
- Park & Playground Signs 203
- Playground Safety Surfacing 204
- Resources 207
- Certifications & Partnerships 208
- Burke Built® Quality 210
- Generations Warranty® 211
- Index 212
- Color Selection 215

BENEFITS OF PLAY

Play is the work of childhood. It is fun and engaging but also plays a critical role in child development. When children play, they are enhancing skills in all developmental areas and have the opportunity to practice and reinforce these skills in ways that are unique, entertaining and child-directed. Play allows children to use their creativity while developing their physical, cognitive, emotional, social and language skills. Outdoor play is important to healthy brain and body development and the best part is that play is innate in all of us, all we need to do is create the space and kids and communities will thrive!



LANGUAGE

Communication is an important part of our lives and children learn language comprehension, productive expression and nonverbal cues through play. The importance of communication cannot be overstated. Understanding and using language, whether verbal or non, is an important first step in literacy and literacy is the foundation for learning other subjects. When we design well-rounded playspaces that include a variety of play elements such as music, games and imaginative play areas, we ensure all children can enhance their language through play.



COGNITIVE

Children at play are solving problems, creating, experimenting, thinking and learning all the time. Through play, children learn cause and effect, cognitive planning, and time for play helps children pay more attention to the cognitive tasks needed to succeed in school. Adults who find time to play and move throughout the day have increased attention to their work. Letting our minds develop through play reduces stress and helps us be more productive and creative.





SOCIAL

Socialization is important at all ages and stages of development. It develops empathy, teaches cooperation and is important for mental health. As children age, they transition from parallel to cooperative play and begin to develop friendships. As adults, having an accountability partner to meet for outdoor exercise can help people begin exercising and stay with a plan while building close bonds with others.



EMOTIONAL

Play is vital for a child's emotional development and the emergence of their experience, expression and understanding. Imaginative and pretend play in a group helps children learn to express and understand their own and other children's feelings.



PHYSICAL

Developing gross and fine motor skills, core, upper and lower body strength, proprioception, balance and agility are important to helping a child develop physically. Play does this automatically by encouraging kids to explore, pursue adventure and overcome obstacles. And it's fun.



CREATIVE

Creativity is encouraged by allowing children to participate in child-directed play. Here they're able to role-play, create and participate in dramatic play where they can experiment and understand social roles. Play helps develop each child's unique style of creative expression.

INCLUSIVE PLAY

Meeting ADA standards is important and necessary when designing a playspace. But to have an environment that is truly inclusive, we need more. Enter universal play design. Developed to ensure that products and spaces can be used comfortably by all people, regardless of ability or preference, universal design goes above access and promotes the creation of equitable environments. By applying these principals to playspaces, parks, outdoor exercise areas or any public spaces, we plan around peoples' diverse needs and abilities.

Learn more at bciburke.com/inclusive



APPROACH

Having the space you need to move, turn, reach and maneuver is part of being in an environment you are comfortable in. A place where you can show up as yourself and feel as though it was designed with you in mind. Double-wide ramps provide enough space for two wheelchairs to move next to each other or pass one another and offer a way to allow everyone to get into the heart of the play action with enough room for comfort and maneuvering.



EASE

Accessing and moving throughout the play environment should still leave more than enough energy for users to participate in play. Providing surfacing that allows everyone to move comfortably throughout the space is critical to universal design and important for the development of the children, families and community members that come to the park, playground or outdoor recreation area to engage, learn and grow.



SECURE

Minimizing hazards helps make play more fun and safer for everyone. Meeting applicable safety standards for products and surfacing is one way we can work to minimize the likelihood of hazards within the playspace.



EQUITABLE

Play equity is an important way to make certain everyone gets the most from their play experience. Having access to the play environment is the first step but certainly not the last. To create a truly equitable environment, accessing the space and having play events that challenge users while meeting them where they are in their development is key.



INTUITIVE

Not everyone possesses the same language skills, concentration levels or experiences. Simple signage that is easy for all people to interpret is one way to ensure everyone understands important messages being communicated. This may mean using words and symbols to share instructions, multiple languages to communicate playground hours and rules or open-ended imaginative games that allow users to interpret the game however they wish.



PERCEPTIBLE

Communication is key and communicating important information in a way everyone can understand helps users feel secure and that the environment is designed for them. For users with visual differences, placing yellow boundaries around the play areas helps them to distinguish the various play opportunities and move more freely throughout the space. Coloring an area of caution completely yellow, for example, a space for swinging, helps people to avoid injury in a way that is understood by all users.



OUTDOOR CLASSROOMS

Combining learning and the outdoors creates an environment that is flexible, open and where there is room for students to learn together, yet distanced. Outdoors, children are healthier, happier and do better academically while getting much-needed exposure to nature.

With the help of our talented Design team, your local Burke Representative is ready to help you build an outdoor classroom that will inspire exploration, activity and offer hands-on experience for years to come. Our outdoor spaces expand the meaning of classroom with options for music, fitness and educational games that help everyone learn.

Learn more at bciburke.com/outdoorclassrooms



NOVO® PLAYFUL FURNITURE

Novo Playful Furniture makes it simple to create a learning environment that enriches and engages all children while providing comfort and ease for teachers and caregivers. Novo Playful Furniture combines form and function to generate fun and creative site amenities that can be used to create an outdoor classroom space that invites children to learn. **See page 194**



PLAYENSEMBLE®

Music education is an important and fun part of learning for children. PlayEnsemble, Burke's collection of outdoor musical instruments, brings a higher level of musical expression to outdoor classrooms. As a universal experience that inspires everyone to create, music brings a sense of wonder to the learning environment. **See page 152**



ELEVATE® FITNESS COURSE

Movement is an excellent way to keep kids healthy and excited about physical fitness and help improve focus during class times. ELEVATE Fitness Course makes fitness fun for children ages 5-12 and 13+ while providing an option for outdoor Physical Education. Adding ELEVATE as part of your outdoor classroom is certain to engage and enrich children. **See page 186**



PAINT CENTERS

Bringing the arts outside boosts creativity and fun! With room to distance and the added benefits of spending time outside, Paint Centers open a whole new world of art and play! **See page 182**



GAGA BALL

Gaga is a fast paced, high energy sport played in an enclosed pit. In general, Gaga is a gentler version of dodge ball and accessible to all skill levels. The game is played with a ball, and combines the skills of dodging, striking, running, and jumping, while trying to hit opponents with a ball below the knees. **See page 202**



HAND SANITIZER STATION

The Centers for Disease Control & Prevention recommend the use of hand sanitizer as an alternative to washing hands with soap and water. Burke's all new Hand Sanitizer Station makes keeping hands clean before, during and after play simple and convenient.

Please note: Designed to fit the industry-standard 1200-1250 ml dispenser that is purchased separately **See page 200**

NEW!




Biba® brings more engagement, more fun and more people to play. It's another way to view and expand Play That Moves You. Biba on a playground brings games to kids, families and communities that meet them where they are and challenges them to spend more time outdoors moving, playing and developing skills that transcend the playground. At its core, Biba features a variety of games including popular and recognizable characters that will engage and expand the play value of Burke playgrounds like never before. Biba brings imagination, movement and fun that can't be found anywhere else! All you need is the Biba App, a Burke playground featuring Biba and the readiness for a whole new kind of playground experience.

Learn more at bciburke.com/biba




PLAY TOGETHER

Engaging kids and families and creating an experience that fosters social, emotional, physical and cognitive development is part of what Biba on a Burke playground offers. When everyone is engaged, more time is spent at the playground getting that much-needed movement, building relationships and having fun outside.




PLAY GAMES

Getting all the latest in playground games from the leader in outdoor mobile gaming is easy – just download the FREE App and find the nearest Biba playground and start having fun!



PLAYGROUND ENHANCEMENT

Breathing new life into your existing playspace comes from finding fresh, innovative and fun ways to use the space. Enter Biba. Taking an existing playground and adding Biba expands the play value of your existing environment and enhances the playground experience so that every adventure is new again.



STATS IN PLAY

Yes, stats in play...you read that right! With Biba on your playground, you can have statistics at your fingertips. These statistics help parents follow along with their children's progress, while helping park managers understand their park usage, comparing playground facility usage and helping provide quantitative data to support future budget requests. Stats and play unite with Biba!





BRAVA™ UNIVERSAL SWING

The Brava Universal Swing is a gateway to independence for children of all abilities. With a unique and completely new way for children to swing themselves, it redefines swinging as not just simply pumping your legs but using whatever part of your body you're most comfortable with – arms, core or legs. It is also designed to mimic stimming behaviors so children on the autism spectrum can participate in an activity that is comfortable and calming for them and build confidence by participating in group activities with other children of varying abilities. **See page 164**

Learn more at bciburke.com/brava
Patent Pending



NEW!



LEVEL X ALLY™

It really doesn't get better than the latest addition to the Level X® Collection of products – the Level X Ally. This climbing, sensory and adventurous play event engages children of all abilities with exciting climbing routes, a unique bridge and the ability to be freestanding or link to a Burke play structure. As the slightly smaller sibling to the Level X, the Ally has the same design inspiration and brings a sense of wonder and beauty to any playscape. Marrying art and functionality, the Level X Collection of products looks like an art installation and plays like an adventure playground. **See pages 72-75**

[Learn more at bciburke.com/ally](https://bciburke.com/ally)



NEW!



ROPE TUNNEL

Adventure to the max, this Rope Tunnel gives children the feeling of being suspended in air – because they are. High above the ground this unique tunnel uses ropes to create a path that takes children platform to platform and gives them an adventurous experience on the playground. See page 136

Learn more at bciburke.com/ropetunnel

NEW!

HIDE THE NUMBERS GAME

Cognitive development and cooperative play shine with the Hide the Numbers Game! A great way to encourage intergenerational play and help children learn numbers, addition and strategy, this panel will bring educational fun to any playspace! See page 131

Learn more at bciburke.com/numbers





NEW!



SERENITY™ SPOT

Learn. Socialize. Sit. Relax. Play. Engage. All this and more are the purpose behind the creation of the Serenity Spot. Within a playspace sometimes a child, caregiver or parent needs a comfortable place to step away and still be part of the playspace. Children with autism or other sensory processing differences can be especially overwhelmed by noise, movement or simply need a space to express themselves freely. The Serenity Spot can offer that space. A fort-like environment with games, a spinning seat, a rubber kick pad and a variety of activities that can be calming and allow the expression of stimming behaviors, this is a place where everyone is welcome to be themselves. **See page 134 & 177**

Learn more at bciburke.com/serenity



SYNERGY IMAGINATION 4ME™

Children ages 6-23 months are motivated to learn and explore and Synergy Imagination 4ME meets them where they are and advances development for this early childhood age group. Designed from research with Early Childhood Education Professors, each play event is tied directly to developmental milestones and helps children obtain skills in a natural setting through child-directed play. **See page 104**

Learn more at bciburke.com/4ME



SENSORY & EXPLORATION STATIONS

Shapes, colors, movement, games and more bring learning to children ages 6-23 months and help them develop sensory and motor skills that provide the baseline for future development. Sensory and Exploration Stations bring this age-appropriate development for the important early childhood years and help children learn through play. **See page 179**

Learn more at bciburke.com/stations

NEW!



NEW!



DISCOVERY STATIONS

Imaginative and creative play are critical to child development. Between the ages of two and five, kids begin to relate their pretend and fantasy play to real-life experiences and use props and language to enhance their play. Packed with play value, the Discovery Stations facilitate this important type of play by offering a place for children to create their own roles and fantasies in a real-life setting complete with realistic details, games and space for everyone to engage. **See page 180**

Learn more at bciburke.com/discovery



PLAYHOUSE

A cognitive, imaginative space that is perfect for children to pretend, engage or find a quiet space when they need it, the PlayHouse is an ideal addition to any Early Childhood environment. Customize your own colors or let our talented Design Team create a magical, whimsical space for your community. **See page 178**

Learn more at bciburke.com/playhouse

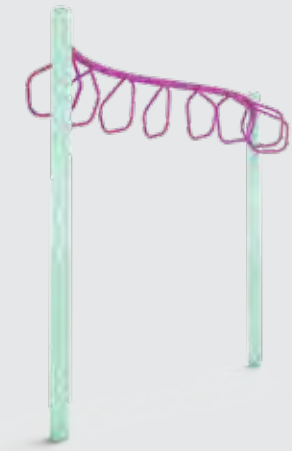


NEW CLIMBERS AND OVERHEADS


Climbing is one of the most popular events in the playspace. It's fun, exciting and adventurous. It's also extremely beneficial to child development and builds upper and lower body strength, agility, cognitive planning and cooperation skills. Overheads are an excellent way for children to build strength, resilience and maintain upper body strength as they grow. These exciting new Burke climbers and overheads will add tons of play value to any environment and keep kids coming back for more challenge and growth. **See pages 108 & 126**

Learn more at bciburke.com/new

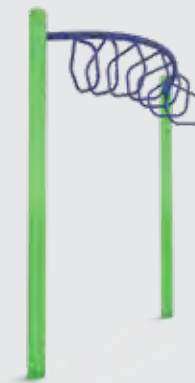
NEW!



S Overhead




90° Overhead



Straight Overhead



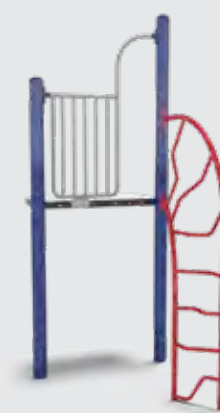
Beta Climber



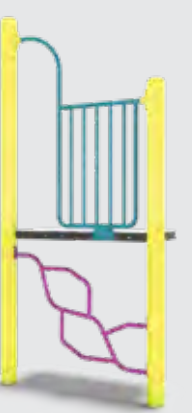
Trango Two Climber



Petal Step Climber



Via Climber



Shasta Climber

FIELD OF DREAMS BOSSIER CITY, LA

A space designed by and for the community is the best kind of space. For the community means everyone in the community, no matter your ability, experiences or background. The space at Field of Dreams is universally-designed and brings everyone together with play variety, inclusivity and a feeling of togetherness that permeates the entire environment. Choosing the design and equipment for Field of Dreams was a group effort and called on everyone from special educators to people with differing abilities and their family members to provide their experiences and help shape this environment into the largest, most inclusive playscape in Louisiana. *Continued on next page.*

Learn more at bciburke.com/fod

Large, freestanding shade by others

NU-3021 Ages 5-12
Approximately \$322,000*

*Approximate list price. Surfacing, freight, taxes and installation are extra. Specifications and pricing subject to change without notice.

Warning: Proper safety surfacing is required under and around all play equipment to help prevent injuries from falls.



FIELD OF DREAMS BOSSIER CITY, LA

Continued from previous page.

Great designs are comprised of thoughtfully-designed products. Field of Dreams is full of play events that foster a holistic play experience and help everyone find the best of themselves through play. A fully ramped structure and unitary surfacing brings everyone into the heart of play and creates equity where children of all abilities can have the same experiences in their own unique way. Slides, climbing, swinging and sensory play all help children develop and gain skills that transcend the playground. This is truly a place for everyone to dream big and reach their milestones while having fun.

Learn more at
bciburke.com/fod

NU-3021 Ages 5-12
Approximately \$322,000*





NU-3020 Ages 2-5
Approximately \$40,300*

NUIN-3018 Ages 5-12
Approximately \$229,000*

IN-3019 Ages 5-12
Approximately \$29,200*

MENOMINEE PARK OSHKOSH, WI

Located on the shores of beautiful Lake Winnebago, Oshkosh is Wisconsin's Event City with thousands of visitors from around the world coming to stay and play in this city of 70,000. Creating a space for local children and families and a destination for visitors is important to the community and Menominee Park is the perfect setting for an incredible, adventurous and inclusive play environment. With everything from a zoo to sports facilities and walking trails to water sports surrounding the play space, people can come and spend the day outside and never run out of fun.

Learn more at bciburke.com/menominee





THE GUILD FOR HUMAN SERVICES CONCORD, MA

When a space is designed especially for you, it creates a sense of comfort, adds confidence and makes everyone feel like they can grow and play at their own pace. The Guild for Human Services is a unique school-community that serves 85 students from ages 6 to 22 who are diagnosed with intellectual disabilities, including autism, concurrent mental health diagnoses and challenging behaviors. For some, this was their first exposure to a playground.

The play environment produces positive social, emotional and physical developmental benefits. It shapes how the participants learn and engage with each other allowing for natural progression of social skills, relationship building and emotional bonding. Plus, after time spent playing outside, they are more able and ready to learn inside the classroom.

Learn more at bciburke.com/guild

NU-2885 Ages 5-12
Approximately \$146,600*





NU-3023 Ages 2-5
Approximately \$23,900*

NUIN-3022 Ages 5-12
Approximately \$172,400*

**ADLER PARK
LIBERTYVILLE, IL**

In the quaint town of Libertyville, Illinois amidst treelined streets sits Adler Park – a destination space for children of all ages and abilities. An adventurous Nucleus® Evolution® Tower provides climbing challenges, PlayEnsemble® brings music play outdoors and the Volito multi-user swing allows groups of children to play together. Transfer stations and paths help everyone get into the center of this beautiful neighborhood park and engage with their community.

Learn more at bciburke.com/adler





**MINDOWASKIN
PARK
WESTFIELD, NJ**

Be transported back to Victorian times with streetlights and architecture, big hats, suits and umbrellas in the themed playspace of Mindowaskin Park. From the bridge to the light fixtures to the drinking fountain and playground, this park celebrates the history of the area and gives the present-day community a place to gather, interact, exercise and play! **Contact your local Burke Representative for more information on this custom design.**

Learn more at bciburke.com/mindowaskin





NU-3029 Ages 5-12
Approximately \$162,200*

**LINCOLN
ELEMENTARY
WAUWATOSA, WI**

Lincoln Elementary wanted a space to engage children of all abilities from ages 2-5 and 5-12 that would help continue their learning outdoors! With imaginative play areas, rocking, sliding, spinning, climbing and overhead events that strengthen development, the students will be able to learn valuable skills that last a lifetime.

Learn more at bciburke.com/tosa

SY-3030 Ages 2-5
Approximately \$6,100*



NU-3031 Ages 2-5
Approximately \$50,200*



NU-3012 Ages 5-12
Approximately \$118,700*



SY-3013 Ages 2-5
Approximately \$27,400*

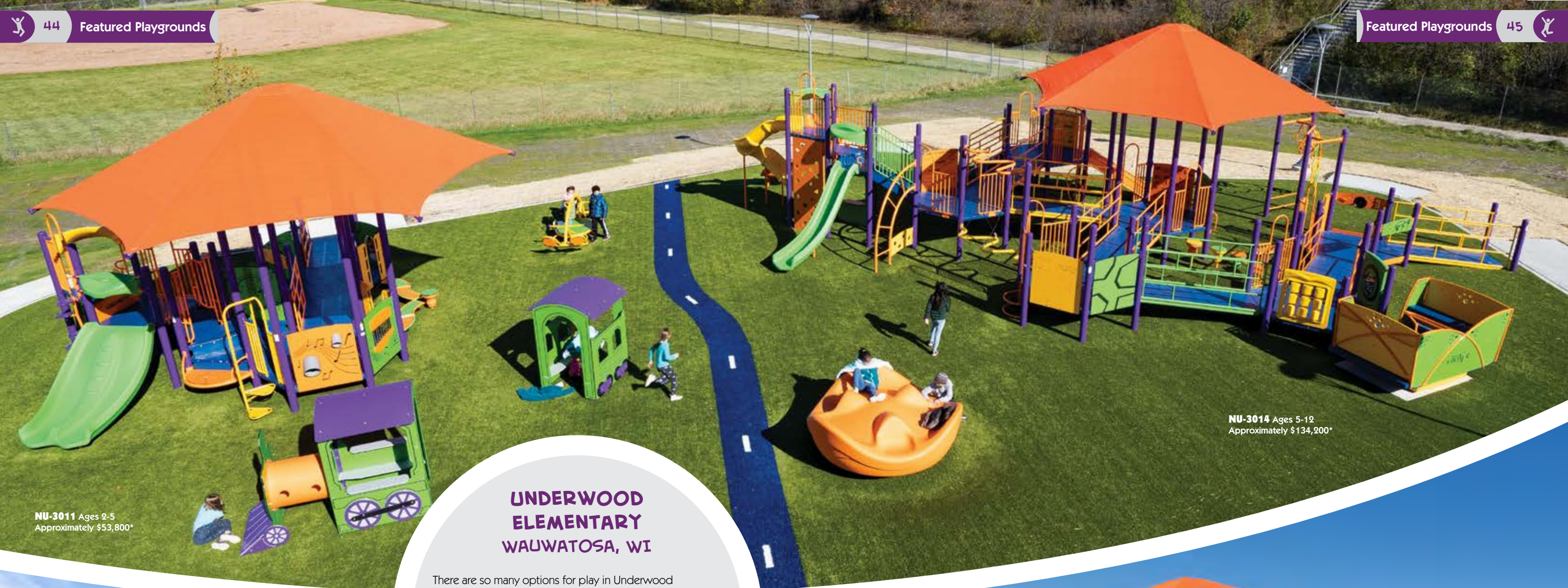
OAKFIELD ELEMENTARY OAKFIELD, WI

There's so much play, so much development and a crazy amount of fun in this new playscape at the elementary school in Oakfield, Wisconsin. With two exciting play structures for children ages 5-12 linked with the all-new, all-exciting Level X Ally, kids will never plateau and always be engaged in climbing, sliding and spinning. For ages 2-5, imaginative play rules and children will be able to take learning outside with everything from games and activity panels to slides and climbers. This playspace has something for everyone and it's a clear win for these students!

Learn more at bciburke.com/oakfield



SY-3013 Ages 2-5
Approximately \$27,400*



NU-3011 Ages 2-5
Approximately \$53,800*

NU-3014 Ages 5-12
Approximately \$134,200*

**UNDERWOOD
ELEMENTARY
WAUWATOSA, WI**

There are so many options for play in Underwood Elementary School's new playspace! An imaginative play area for children ages 2-5 enhances learning and engagement and a fully-inclusive ramped structure featuring climbing, sliding and rocking is exactly what the 5-12 year old age group needs! All children will be able to create their own pathways with unitary surfacing and a fun path that provides separation between the age group playgrounds and provides an area for movement and games.

Learn more at bciburke.com/tosa





**KIWANIS
FAMILY PARK
SANFORD, NC**

Beckoning to children of all abilities, Kiwanis Family Park offers unmatched play variety, a comfortable space for gathering and an exciting and engaging experience for everyone! Outdoor musical instruments offer an opportunity for creative expression and help children develop language and creativity while the climbing, swinging and rocking bring physical, cognitive and social development. It's a true community space for all people!

Learn more at bciburke.com/sanford

NU-2887 Ages 5-12
Approximately \$90,100*





NU-3032 Ages 5-12
Approximately \$173,300*

PALOMA PARK PEORIA, AZ

Creating a space for children of all abilities brings the community together and teaches important lessons through play. That's exactly what the City of Peoria, Arizona had in mind when they created Paloma Park – a place for everyone to gather, play and develop. Bright colors draw people into the space and the variety of exciting play events keeps them there. From the Nucleus Evolution Tower to the universally-designed Inclusive Orbit and the fully ramped structure, no matter what your comfort level, ability or preference, you will find something to challenge and engage you here.

Learn more at bciburke.com/paloma
Large, freestanding shade by others



NUIN-3033 Ages 2-5
Approximately \$49,100*



NUNP-2345 Ages 2-5
Approximately \$48,600*

NU-2891 Ages 5-12
Approximately \$93,800*

**DRY CREEK PARK
HAYDEN, CO**

The community of Hayden, Colorado believes in the power of playspaces that offer all the benefits of play, while providing a destination park that appeals to people of all ages and abilities. Dry Creek Park is a beautiful open space located within walking distance from many Hayden neighborhoods and schools. Designing a space that provided equal access to the play areas with an intergenerational aspect was critical to the success of this park.

Learn more at
bciburke.com/dry-creek



FIT-2628 Ages 5-12 & 13+
Approximately \$89,300*





FIT-2754 Ages 5-12 & 13+
Approximately \$30,900*

BEREN ACADEMY HOUSTON, TX

Robert M. Beren Academy, a modern Orthodox day school, serves a large range of students from early childhood to upper school, needed to update their play environment so every age group and ability could gain the benefits of outdoor play and development. Spinning, climbing, sliding and musical exploration are all part of an area where children can socialize, move and gain all the benefits of play. For the ninja in all children ages 5-12 and 13+, ELEVATE Fitness Course is there to bring movement, teamwork and challenge to this harder to engage age group. It's Play That Moves Everyone!

Learn more at bciburke.com/beren
Large, freestanding shade by others



NU-2903 Ages 2-5
Approximately \$16,900*

NUIN-2902 Ages 2-5
Approximately \$50,800*



NU-2903 Ages 2-5
Approximately \$16,900*



**INDOOR
PLAYSPACES**

No matter where play happens, it's healthy, fun and essential to child development! Creating indoor spaces that have all the play value of outdoor spaces, but none of the weather is an incredible way to make play a priority all year long! **Your local Burke Representative can help you create an indoor space that will serve your community for years to come!**

Learn more at
bciburke.com/rustad





OUTDOOR LEARNING

Combining learning and the outdoors creates an environment that is flexible, open and where there is room for students to learn together, yet distanced. Outdoors, children are healthier, happier and do better academically while getting much-needed nature exposure.

With the help of our talented Design team, your local Burke Representative is ready to help you build an outdoor classroom that will inspire exploration, activity and offer hands-on experience for years to come. Our outdoor spaces expand the meaning of classroom with options for music, fitness and educational games that help everyone learn.

Learn more at bciburke.com/outdoorclassrooms



FRIENDSHIP LEARNING CENTER
NORTH FOND DU LAC, WI

NU-3024 Ages 5-12
Approximately \$33,300*
16 Play Events | 84 Kid Capacity

COUNTY LINE ELEMENTARY
GERMANTOWN, WI

NU-2864 Ages 2-12
Approximately \$23,200*
7 Play Events | 12 Kid Capacity



NEWLAND SQUARE PARK
LAKEWOOD, CO

NU-2932 Ages 5-12
Approximately \$56,900*
9 Play Events | 62 Kid Capacity
40' x 28' (12.2m x 8.6m) ASTM Use Zone

*Approximate list price. Surfacing, freight, taxes and installation are extra. Specifications and pricing subject to change without notice.

**SMALL SPACES
HUGE PLAY**

Spaces can be small and still deliver incredible, inclusive play value, variety and unmatched development. Ramps, towers, slides and more all combine to create a community space perfect for play. Partner with your local Burke Representative and our Design Team to get the most from your space no matter the size.

Browse our playground designs at bciburke.com/designs



SEDGWICK ELEMENTARY
CUPERTINO, CA

NU-3028 Ages 2-5
Approximately \$79,000*
16 Play Events | 104 Kid Capacity
36' x 42' (11m x 12.8m) ASTM Use Zone

Warning: Proper safety surfacing is required under and around all play equipment to help prevent injuries from falls.



PRESCHOOL PLAY

Children develop through play and children ages 2-5 are at critical developmental ages where they become aware of each other, engage in parallel play and then begin to play together cooperatively. These early years are crucial building blocks to future development and help children grow emotionally, socially, cognitively and physically.

Browse our playground designs at bciburke.com/designs



FRIENDSHIP LEARNING CENTER
NORTH FOND DU LAC, WI

NU-2927 Ages 2-5
Approximately \$53,100*
17 Play Events | 47 Kid Capacity



OAKFIELD ELEMENTARY
OAKFIELD, WI

SY-3013 Ages 2-5
Approximately \$27,400*
9 Play Events | 39 Kid Capacity
28' x 35' (8.6m x 10.7m) ASTM Use Zone
Pricing shown is for Synergy Play Structure only





PLAY ON A BUDGET

Smaller budgets don't have to mean less play! There are so many ways to create an exciting and engaging space that meets your budget goals and brings play to your community! Check out our wide variety of budget-friendly play solutions and start designing your new playground!

[Browse our playground designs at bciburke.com/designs](http://bciburke.com/designs)



**SYNERGY®
PLAY SYSTEM**

SY-2895 Ages 5-12
Approximately \$26,400*
10 Play Events | 55 Kid Capacity
36' x 43' (11m x 13.1m) ASTM Use Zone



**ROLLING MEADOWS PARK
ROLLING MEADOWS, IL**

NUIN-3027 Ages 5-12
Approximately \$29,400*
7 Play Events | 56 Kid Capacity
35' x 46' (10.7m x 14.1m) ASTM Use Zone



BURKE PLAY SYSTEMS

Play That Moves You brings people together, develops us and teaches us. Creating the spaces that offer development, socialization and movement require products backed by years of experience and continuing research. We have both. Our Play Systems span ages, budgets and spaces but share one commonality – bringing the highest level of play to your community.

Learn more at bciburke.com/playsystems



NUCLEUS® EVOLUTION®

Bringing adventure and challenge to the playspace, Nucleus Evolution offers exciting towers, engaging climbers, unique roofs and panels and pairs with the fast, fun Cobra Slides® for a playground experience too exhilarating for words. **See page 66**

Ages: 5-12
Post: 5" O.D.
Connections: KoreKonnnect® direct-bolt clamp and direct-bolt systems

NUCLEUS® & INTENSITY®

Fusing traditional and fitness-based play, Nucleus and Intensity bring exciting, engaging and adventurous play to children. **See page 76**

Ages: 2-5 or 5-12
Post: 5" O.D.
Connections: KoreKonnnect® direct-bolt clamp and direct-bolt systems

LEVEL X®

Sculptural, artistic and full of play opportunities, the Level X Play System brings climbing, sensory, imagination and creative experiences to children of all abilities. **See page 72**

Ages: 5-12
Post: 5" O.D.
Materials: Rope, Platform, Pods & Belts

SYNERGY®

Synergy is full of play value and designed to provide a maximum experience using minimal space. Climbing, sliding, socializing and playing in smaller spaces is possible with Synergy. **See page 82**

Ages: 2-5 or 5-12
Post: 3.5" O.D.
Connections: Direct-bolt

SYNERGY IMAGINATION®

Synergy Imagination offers a whimsical space designed especially for children ages 2-5. Fostering imaginative play, creativity and socialization, it brings a critical part of child development into the playspace. **See page 92**

Ages: 2-5
Post: 3.5" O.D.
Connections: Direct-bolt

SYNERGY IMAGINATION 4ME

Research-based and full of age appropriate activities that teach and challenge children ages 6-23 months, Synergy Imagination 4ME is designed to help children reach developmental milestones through play. **See page 104**

Ages: 6-23 month
Post: 3.5" O.D.
Connections: Direct-bolt

NU-3009 Ages 5-12
Approximately \$201,700*

**NUCLEUS®
EVOLUTION®**


Bringing adventure to the playspace, Nucleus Evolution is a climbing marvel that beckons children to explore. This collection of products will make your community the place to be for fun, development and play.

Learn more at
bciburke.com/evolution



NEW HEIGHTS FOR PLAY

From the ground to 16 feet in the air, Nucleus Evolution takes play to the sky!



VERSATILE CLIMBERS

Place them throughout the space or use them to create an adventure tower! You choose!



COBRA SLIDES®

Fast, fun and the BEST way to descend from the tower! Try it, we dare you!



PLAY VARIETY

A large selection of play events brings something for everyone into the space and creates play equity.



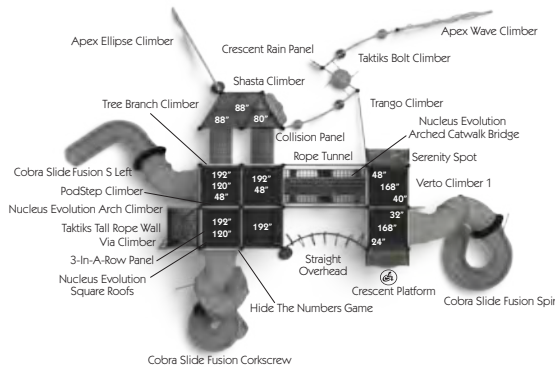
DESIGN CONTINUITY

Clean, nature inspired design lines characterize the Nucleus Evolution product line and provide a welcoming environment.

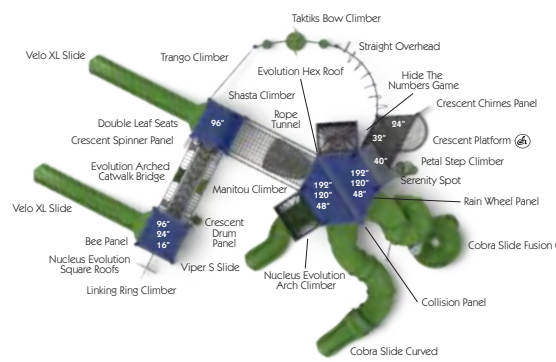


EYE TO THE SKY

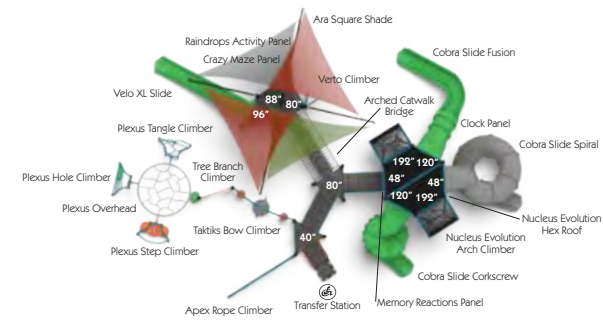
Nucleus Evolution roofs continue the design all the way to the top and create a visual, imaginative experience throughout.



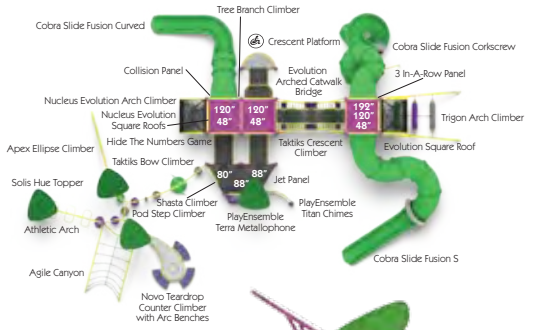
NU-2964 Ages 5-12
Approximately \$162,400*
26 Play Events | 155 Kid Capacity
46' x 58' (14.1m x 17.7m) ASTM Use Zone



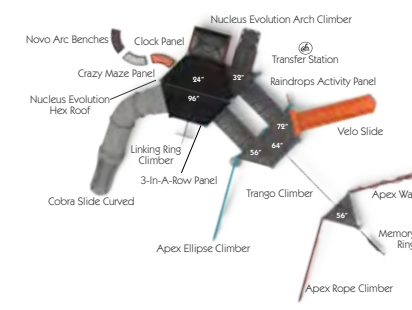
NU-2963 Ages 5-12
Approximately \$139,000*
26 Play Events | 126 Kid Capacity
49' x 53' (14.9m x 16.2m) ASTM Use Zone



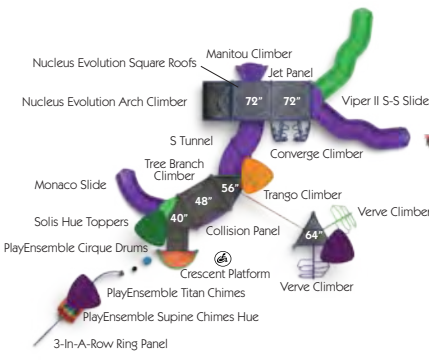
NUIN-2834 Ages 5-12
Approximately \$136,900
22 Play Events | 145 Kid Capacity
62' x 42' (18.9m x 12.8m) ASTM Use Zone



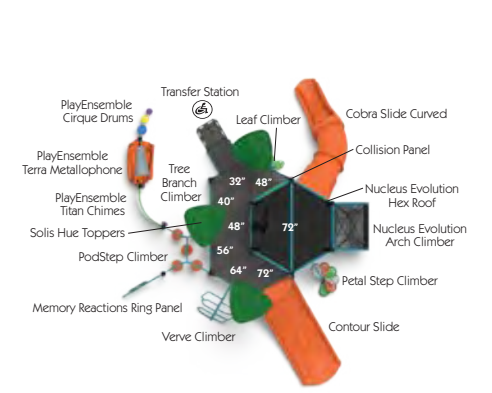
NUIN-2965 Ages 5-12
Approximately \$147,400*
24 Play Events | 157 Kid Capacity
47' x 62' (14.4m x 18.9m) ASTM Use Zone



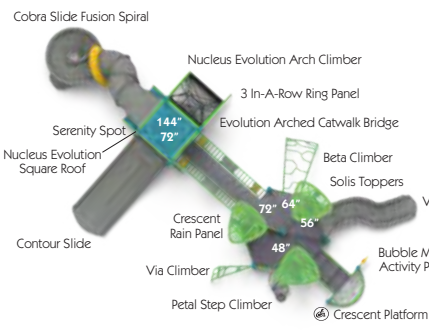
NU-2858 Ages 5-12
Approximately \$73,700*
16 Play Events | 106 Kid Capacity
50' x 38' (15.3m x 11.6m) ASTM Use Zone



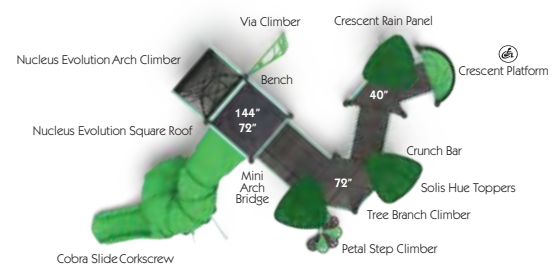
NU-2904 Ages 5-12
Approximately \$69,600*
16 Play Events | 83 Kid Capacity
44' x 41' (13.4m x 12.5m) ASTM Use Zone



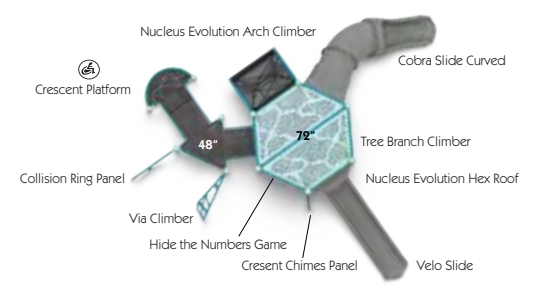
NUIN-2914 Ages 5-12
Approximately \$72,300*
14 Play Events | 72 Kid Capacity
40' x 30' (12.2m x 9.2m) ASTM Use Zone



NU-2962 Ages 5-12
Approximately \$68,000*
11 Play Events | 55 Kid Capacity
48' x 34' (14.7m x 10.4m) ASTM Use Zone



NU-2966 Ages 5-12
Approximately \$58,100*
8 Play Events | 48 Kid Capacity
41' x 29' (12.5m x 8.9m) ASTM Use Zone



NU-2961 Ages 5-12
Approximately \$41,000*
7 Play Events | 35 Kid Capacity
35' x 35' (10.7m x 10.7m) ASTM Use Zone

NU-3012 Ages 5-12
Approximately \$118,700*

LEVEL X®

Sculptural, artistic and full of adventure, the Level X and Level X Ally bring a climbing, sensory and tactile experience to the playspace.

Learn more at
bciburke.com/levelx



ARCHITECTURAL DESIGN

Inspired by urban architecture and world famous bridges, the Level X Play System changes the shape of play and the way children engage with the playspace.



ROPE CLIMBERS

Exciting rope climbers allow children to create a different experience each time they play and gain the developmental benefits of climbing.



CENTER POD CLIMBER

Another way to come into the heart of play and create a flow of movement through the space.



DYNAMIC BELT BRIDGE

Flexible, durable rubber material creates a bridge that brings children from one side to the other. When a child moves, it causes reactive movement on the other side teaching them about cause and effect and bringing a unique experience each time they play.




SEAMLESS DESIGN WITH NUCLEUS-INTENSITY

Attach Level X and Level X Ally to any Nucleus play structure for even more play variety, developmental benefits and fun.

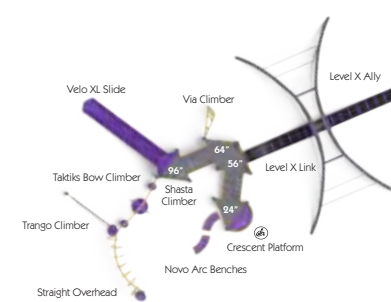


TRANSFER ACCESS

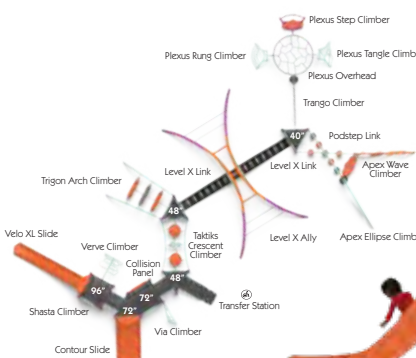
Create a space for everyone to join with a transfer station.



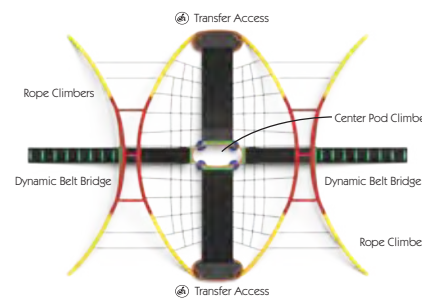
NUIN-2957 Ages 5-12
Approximately \$106,900*
18 Play Events | 212 Kid Capacity
63' x 73' (19.2m x 22.3m) ASTM Use Zone



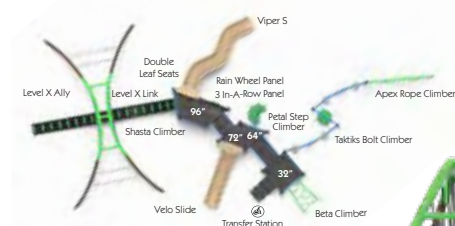
NUIN-2960 Ages 5-12
Approximately \$47,700*
10 Play Events | 84 Kid Capacity
54' x 41' (16.5m x 12.5m) ASTM Use Zone



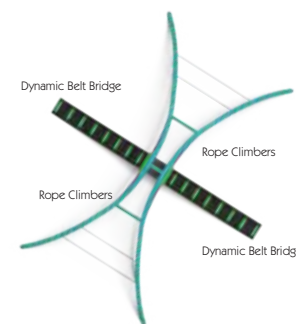
NUIN-2958 Ages 5-12
Approximately \$82,900*
20 Play Events | 158 Kid Capacity
49' x 74' (14.9m x 22.6m) ASTM Use Zone



Level X 560-2588
Approximately \$51,750*
Ages 5-12 | 110 Kid Capacity
37' x 49' (11.3m x 15m) ASTM Use Zone



NUIN-2959 Ages 5-12
Approximately \$63,700*
13 Play Events | 104 Kid Capacity
55' x 63' (16.7m x 19.2m) ASTM Use Zone




Level X Ally 560-2612
Approximately \$19,925*
Ages 5-12 | 43 Kid Capacity
37' x 32' (11.3m x 9.8m) ASTM Use Zone

NU-2904 Ages 5-12
Approximately \$69,600*

NUCLEUS® INTENSITY®


Burke's playgrounds are handcrafted in America's Heartland using high quality materials and protected by the industry's longest and strongest warranty – the Generations Warranty. It's Burke Built Quality – 101 years of it! See what it means for your playground!

Learn more at bciburke.com/nucleus




5" O.D. POST SYSTEM

Burke Built with a 100-year warranty, our steel posts are ready to be the anchors for your playspace!




CONNECTION SYSTEMS

Burke's connection systems are strong, accurate and ensure ease of installation. The KoreKonnnect® direct-bolt clamp system looks clean and offers an easy, precise fit while the direct-bolt connection is straightforward and accommodates the demands of children at play.



EZKONNECT® PLATFORM MOUNTING SYSTEM

Our exclusive self-leveling platform attachment and factory CNC construction allows for faster and more precise location of platforms during installation.



UV-20 COMPOUND PLASTICS

Vibrant colors bring excitement and energy to the playspace and thanks to our thick, durable rotomolded plastics with UV-20 protection, our colors start bright and stay bright for the life of your playground.



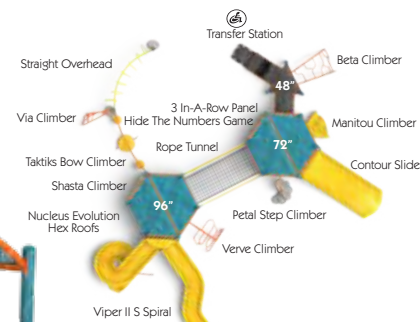
CLIMBING CABLES AND ALUMINUM CONNECTORS

Made of polyester with steel reinforced cores, Burke cables are secured with aluminum swivel connectors and are flexible enough to provide movement yet strong enough to hold up to kids being, well, kids!



PREMIUM POWDER COATINGS

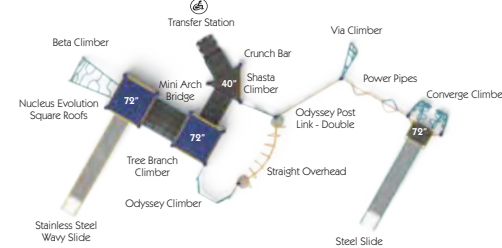
Our industry-leading powder coatings and finishes prevent fading, last longer and deter rust. This keeps your playground looking vibrant, longer.



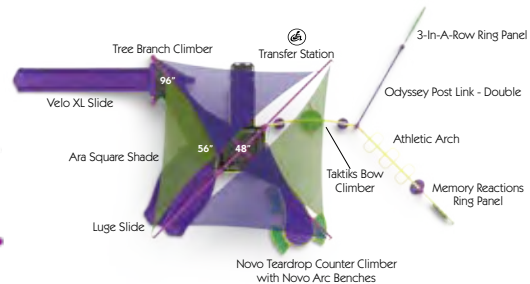
NUIN-2980 Ages 5-12
Approximately \$73,800*
13 Play Events | 75 Kid Capacity
49' x 50' (15m x 15.3m) ASTM Use Zone



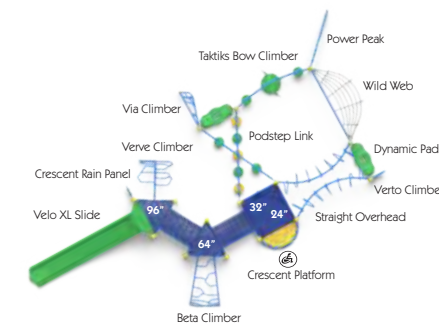
NU-2975 Ages 5-12
Approximately \$40,300*
11 Play Events | 58 Kid Capacity
47' x 40' (14.4m x 12.2m) ASTM Use Zone



NUIN-2971 Ages 5-12
Approximately \$40,000*
14 Play Events | 66 Kid Capacity
35' x 54' (10.6m x 16.5m) ASTM Use Zone

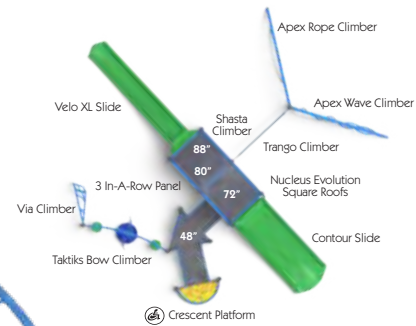


NUIN-2853 Ages 5-12
Approximately \$41,700*
11 Play Events | 65 Kid Capacity
51' x 31' (15.5m x 9.5m) ASTM Use Zone

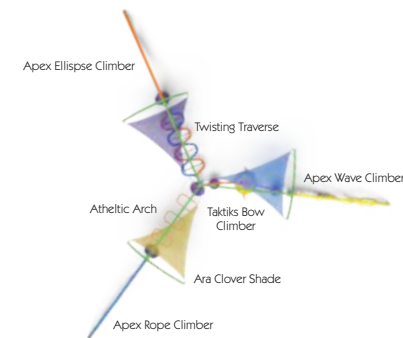


NUIN-2977 Ages 5-12
Approximately \$39,600*
14 Play Events | 60 Kid Capacity
33' x 52' (10.1m x 15.9m) ASTM Use Zone

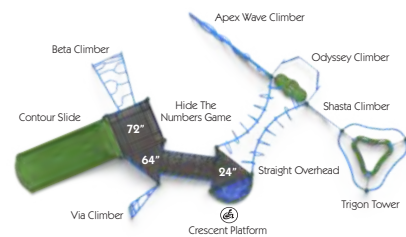




NUIN-2978 Ages 5-12
Approximately \$38,900*
9 Play Events | 55 Kid Capacity
39' x 44' (11.9m x 13.5m) ASTM Use Zone



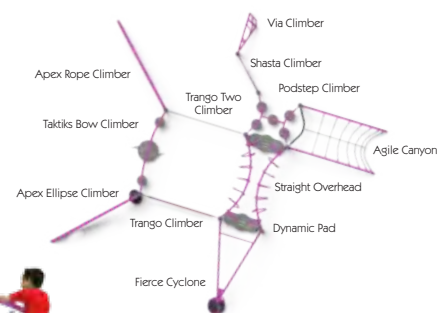
IN-2994 Ages 5-12
Approximately \$22,500*
6 Play Events | 44 Kid Capacity
39' x 44' (11.9m x 13.5m) ASTM Use Zone



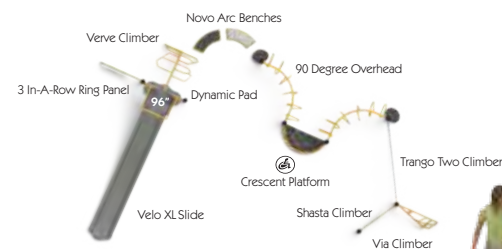
NUIN-2974 Ages 5-12
Approximately \$31,500*
12 Play Events | 49 Kid Capacity
34' x 46' (10.4m x 14.1m) ASTM Use Zone



NUIN-2972 Ages 5-12
Approximately \$17,900*
5 Play Events | 33 Kid Capacity
40' x 39' (12.2m x 11.9m) ASTM Use Zone



IN-2976 Ages 5-12
Approximately \$30,600*
15 Play Events | 63 Kid Capacity
39' x 40' (11.9m x 12.2m) ASTM Use Zone



NUIN-2973 Ages 5-12
Approximately \$16,300
12 Play Events | 33 Kid Capacity
36' x 41' (11m x 12.5m) ASTM Use Zone

SY-3010 Ages 5-12
Approximately \$29,400*

SYNERGY®

Packed with play value and perfect for small spaces, Synergy is designed for efficiency and provides a full offering of exciting Burke components. Children learn through play and Synergy will help them develop important skills while having fun.

Learn more at bciburke.com/synergy




3.5" O.D. POSTS

Providing sturdy framework for a lifetime of play, Burke's steel posts are covered for 100 years under our Generations Warranty!



DIRECT-BOLT CONNECTIONS

Synergy features Burke's trusted direct-bolt connection system, a durable, straightforward system that ensures ease of installation and provides the strength necessary to accommodate the demands of play.



EZ KONNECT PLATFORM MOUNTING SYSTEM

Our exclusive self-leveling platform attachment and factory CNC construction allows for faster and more precise location of platforms during installation.



PLAY VARIETY

Engaging all children in play means having challenging and fun events that meet everyone where they are and challenge them to grow and develop! Slides, climbers, spinners and panel games are all important aspects of play that Synergy can provide.



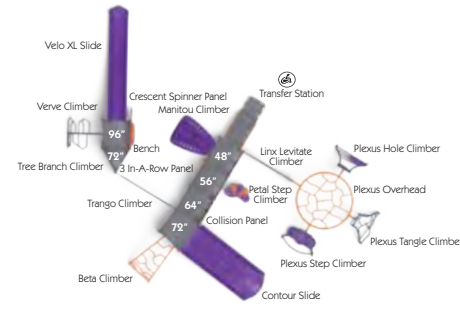
SCALED DESIGN

Synergy brings play to smaller spaces with scaled components, smaller platforms and clean design lines.




COMPLETE OFFERING

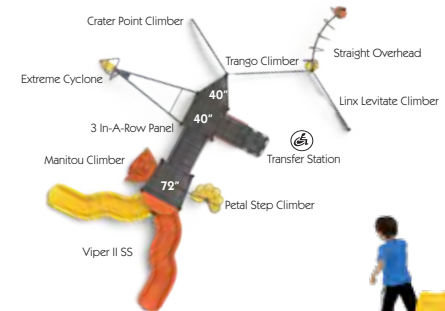
Burke offers a variety of components to enhance Synergy's play value and foster social, emotional and physical development through play!



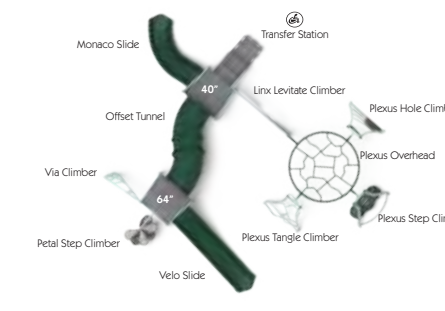
SY-2969 Ages 5-12
 Approximately \$38,000*
 17 Play Events | 94 Kid Capacity
 47' x 46' (14.3m x 14.1m) ASTM Use Zone



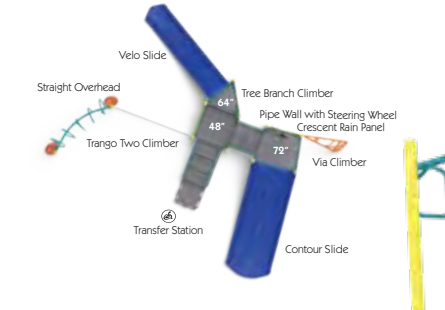
SY-2908 Ages 5-12
 Approximately \$31,100*
 11 Play Events | 57 Kid Capacity
 29' x 45' (8.9m x 13.7m) ASTM Use Zone



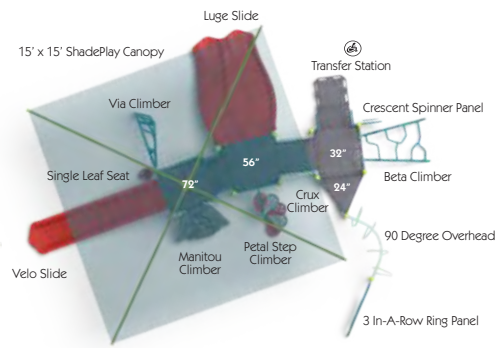
SY-2907 Ages 5-12
 Approximately \$27,600*
 9 Play Events | 52 Kid Capacity
 44' x 34' (13.5m x 10.4m) ASTM Use Zone



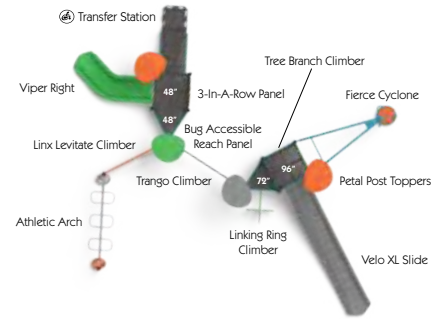
SY-2968 Ages 5-12
 Approximately \$23,700*
 10 Play Events | 53 Kid Capacity
 35' x 39' (10.6m x 11.9m) ASTM Use Zone



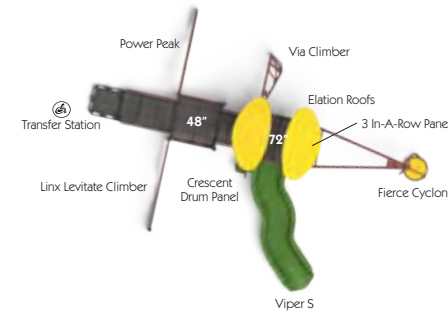
SY-3005 Ages 5-12
 Approximately \$19,700*
 8 Play Events | 43 Kid Capacity
 32' x 36' (9.8m x 11m) ASTM Use Zone



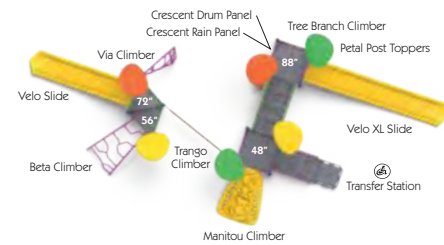
SY-3007 Ages 5-12
 Approximately \$31,800*
 11 Play Events | 48 Kid Capacity
 30' x 39' (9.2m x 11.9m) ASTM Use Zone



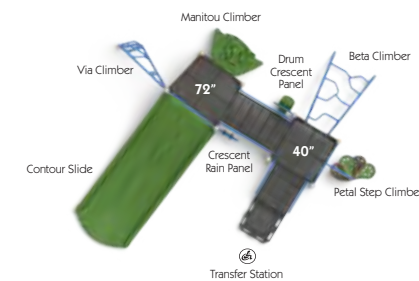
SY-2895 Ages 5-12
 Approximately \$26,400*
 10 Play Events | 55 Kid Capacity
 36' x 43' (11m x 13.1m) ASTM Use Zone



SY-2909 Ages 5-12
 Approximately \$21,300*
 7 Play Events | 40 Kid Capacity
 36' x 43' (11m x 13.1m) ASTM Use Zone



SY-3006 Ages 5-12
 Approximately \$26,700*
 9 Play Events | 46 Kid Capacity
 28' x 48' (8.5m x 14.6m) ASTM Use Zone




SY-2967 Ages 5-12
 Approximately \$18,500*
 7 Play Events | 31 Kid Capacity
 30' x 29' (9.2m x 8.8m) ASTM Use Zone



THEMED PLAY


From tree houses to farms and pirate ships, theming your playground will help children imagine themselves in new and exciting ways and bring extra life and games into your playspace.

Learn more at
bciburke.com/themed




CUSTOM STOREFRONT

Coffee Shop? Grocery Store? Drive Thru? Kids will create their own stories directly from their imaginations while they develop valuable skills such as creative problem solving, language and cooperation.



CUSTOM COUNTERS

Stop at the bank on the way home or pick up a to-go order from your favorite restaurant at the counter! Custom Counters are a great way to engage children in pretend play and help them develop friendships and enhance their imaginative skills.



CUSTOM PANELS

Enhance the theme of your playspace with Custom Play Panels! Custom Play Panels help drive cognitive, social and emotional growth while providing hours of fun for children of all ages and abilities.


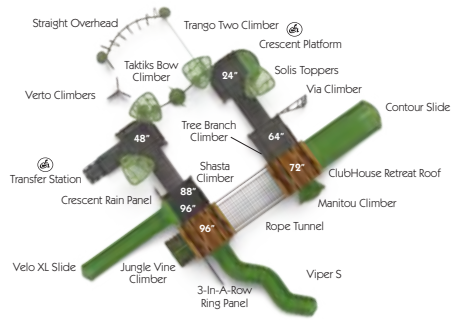
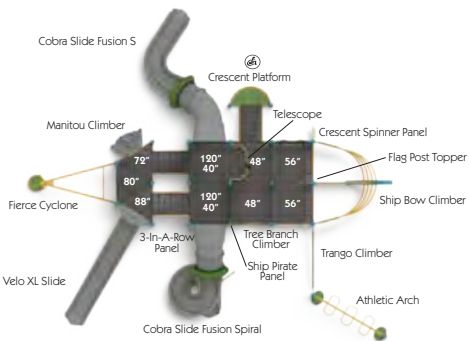


PHOTO OPPORTUNITY PANELS

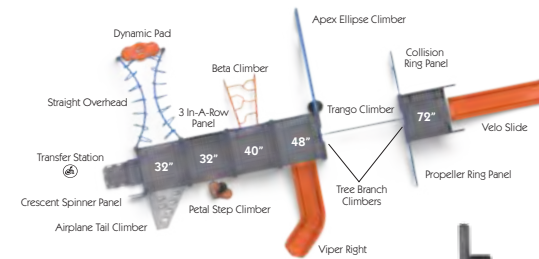
Photo Opportunity Panels can add imagination and theming to your playspace. Using these exciting panels, kids will have the ability to role play, pretend play and just have fun being kids!



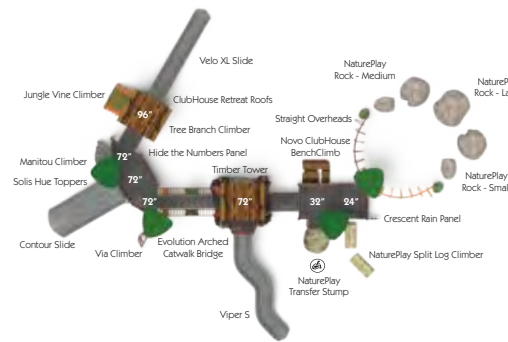
NUNP-2986 Ages 5-12
 Approximately \$84,700*
 17 Play Events | 97 Kid Capacity
 52' x 52' (15.9m x 15.9m) ASTM Use Zone



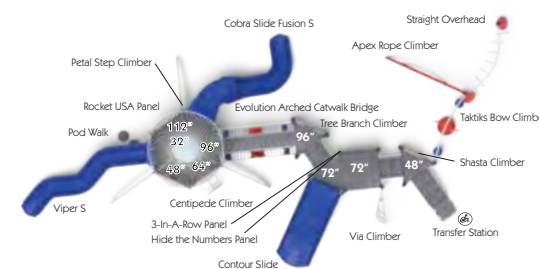
NU-2982 Ages 5-12
 Approximately \$64,200*
 12 Play Events | 115 Kid Capacity
 47' x 48' (14.4m x 14.7m) ASTM Use Zone



NU-2981 Ages 5-12
 Approximately \$48,800*
 16 Play Events | 61 Kid Capacity
 34' x 52' (10.4m x 15.9m) ASTM Use Zone



NUNP-2983 Ages 5-12
 Approximately \$144,200*
 20 Play Events | 77 Kid Capacity
 55' x 65' (16.8m x 19.9m) ASTM Use Zone



NU-2985 Ages 5-12
 Approximately \$91,600*
 19 Play Events | 87 Kid Capacity
 40' x 67' (12.2m x 20.5m) ASTM Use Zone

SY-2897 Ages 2-5
Approximately \$23,700*

SYNERGY IMAGINATION®

Imagination is not only fun but an important part of how children develop a sense of self, see the world and interact with their peers and caregivers. Playing in a space with soft, approachable lines and products that are designed and sized especially for them will increase confidence, encourage exploration and learn and grow through play.

Learn more at bciburke.com/imagination



3.5" O.D. POST SYSTEM & DIRECT BOLT CONNECTION

Posts are Burke Built and covered for 100 years under the Generations Warranty. Combined with the direct-bolt connection system, our posts provide the strength and longevity so your playspace lasts for a lifetime of play.



RIGHT SIZED

With smaller hand grips, steps and decks, the sizing and spacing is exactly what children ages 2-5 need to help them develop, learn, engage and grow.



WHIMSICAL DESIGN

Synergy Imagination brings children a whimsical space that is designed with them in mind with surprises around every corner!



LIL' NOVO PLAYFUL FURNITURE™

No more sitting at a table that's too big and unapproachable! Lil' Novo takes Playful Furniture and sizes it for children ages 2-5 for ultimate comfort and confidence.



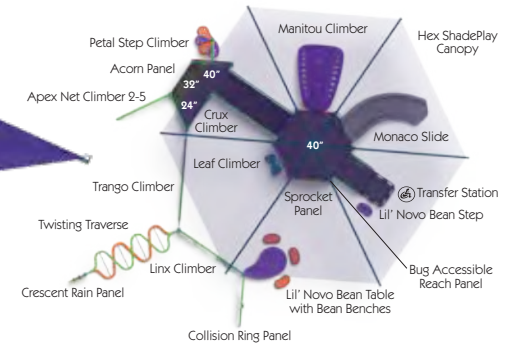
IMAGINATIVE PLAY

Imagination is how children develop a sense of self, visualize their place in the world and learn to interact with each other. Fostering imaginative play is important, especially at the critical ages of 2-5.

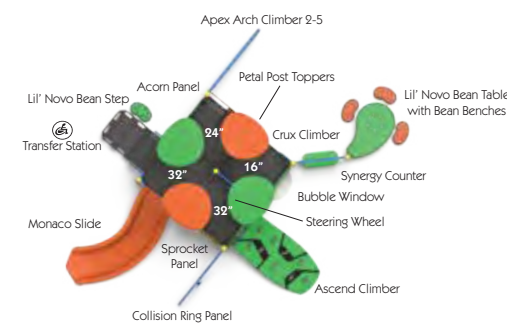


ELATION ROOFS

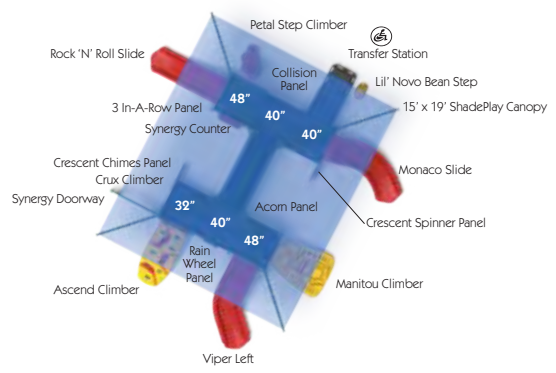
Kids look for exciting shapes and colors everywhere and their playspace is no different! Elation Roofs bring the visual stimulation upwards and give kids something to imagine!



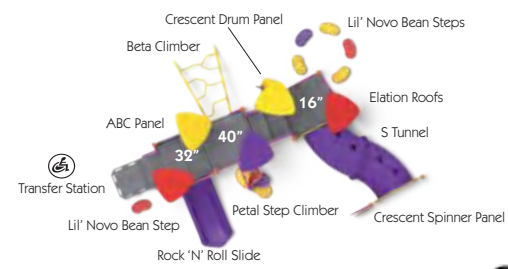
SY-2919 Ages 2-5
Approximately \$40,800*
15 Play Events | 74 Kid Capacity
42' x 34' (12.8m x 10.4m) ASTM Use Zone



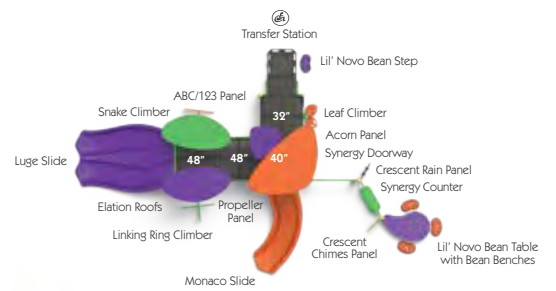
SY-2917 Ages 2-5
Approximately \$23,000*
11 Play Events | 45 Kid Capacity
27' x 32' (8.3m x 9.8m) ASTM Use Zone



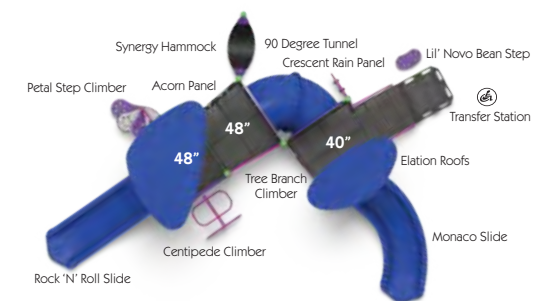
SY-2989 Ages 2-5
Approximately \$38,800*
15 Play Events | 63 Kid Capacity
36' x 34' (11m x 10.4m) ASTM Use Zone



SY-2992 Ages 2-5
Approximately \$20,100*
12 Play Events | 40 Kid Capacity
31' x 26' (9.5m x 7.9m) ASTM Use Zone

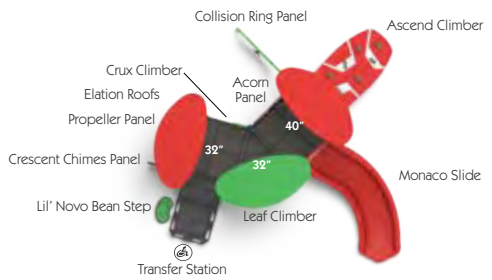


SY-2916 Ages 2-5
Approximately \$25,300*
13 Play Events | 52 Kid Capacity
38' x 29' (11.6m x 8.9m) ASTM Use Zone

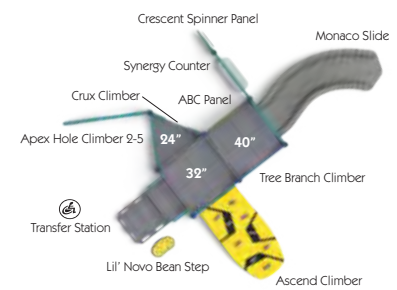


SY-2988 Ages 2-5
Approximately \$19,500*
9 Play Events | 34 Kid Capacity
33' x 29' (10.1m x 8.9m) ASTM Use Zone

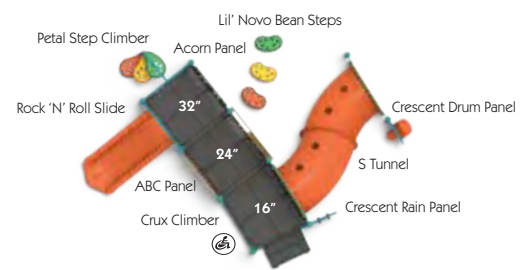




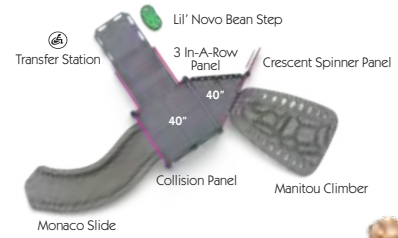
SY-2918 Ages 2-5
 Approximately \$17,300*
 8 Play Events | 31 Kid Capacity
 27' x 26' (8.3m x 8m) ASTM Use Zone



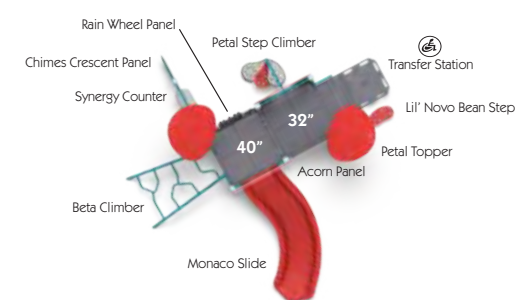
SY-2991 Ages 2-5
 Approximately \$12,800*
 8 Play Events | 30 Kid Capacity
 29' x 25' (8.9m x 7.7m) ASTM Use Zone



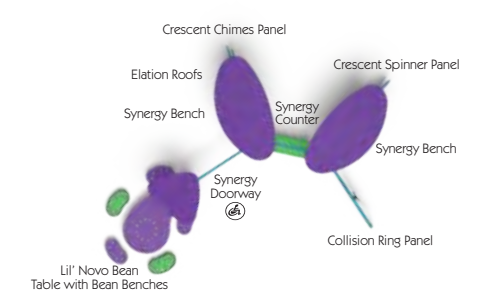
SY-2915 Ages 2-5
 Approximately \$14,700*
 11 Play Events | 32 Kid Capacity
 25' x 26' (7.7m x 8m) ASTM Use Zone



SY-2990 Ages 2-5
 Approximately \$10,200*
 5 Play Events | 22 Kid Capacity
 28' x 24' (8.6m x 7.4m) ASTM Use Zone



SY-2987 Ages 2-5
 Approximately \$13,300*
 7 Play Events | 24 Kid Capacity
 25' x 27' (7.7m x 8.3m) ASTM Use Zone



SY-2948 Ages 2-5
 Approximately \$10,100*
 8 Play Events | 22 Kid Capacity
 26' x 19' (8m x 5.8m) ASTM Use Zone





NUIN-2893 Ages 2-5
Approximately \$65,000*

**NUCLEUS®
INTENSITY®**


Designed for ages 2-5, these Burke playgrounds feature the same high-quality materials as the School-Aged playgrounds but are “right-sized” for smaller hands, feet and bodies. Backed by the industry’s longest and strongest warranty – the Generations Warranty, these incredible playspaces will serve your community for years to come!

Learn more at
bciburke.com/nucleus




5" O.D. POST SYSTEM

Burke Built with a 100-year warranty, our steel posts are ready to be the anchors for your playspace!




CONNECTION SYSTEMS

Burke’s connection systems are strong, accurate and ensure ease of installation. The KoreKonnnect® direct-bolt clamp system looks clean and offers an easy, precise fit while the direct-bolt connection is straightforward and accommodates the demands of children at play.



EZKONNECT® PLATFORM MOUNTING SYSTEM

Our exclusive self-leveling platform attachment and factory CNC construction allows for faster and more precise location of platforms during installation.



UV-20 COMPOUND PLASTICS

Vibrant colors bring excitement and energy to the playspace and thanks to our thick, durable rotomolded plastics with UV-20 protection, our colors start bright and stay bright for the life of your playground.



CLIMBING CABLES AND ALUMINUM CONNECTORS

Made of polyester with steel reinforced cores, Burke cables are secured with aluminum swivel connectors and are flexible enough to provide movement yet strong enough to hold up to kids being, well, kids!



PREMIUM POWDER COATINGS


Our industry-leading powder coatings and finishes prevent fading, last longer and deter rust. This keeps your playground looking vibrant, longer.



THEMED PLAY

Bring imaginations to life for children ages 2-5 and watch them grow, develop and have so much fun. Whether you add a vehicle, create a custom counter or design a storefront, you'll be helping them learn cooperation, communication and social skills that transcend the playground.

Learn more at bciburke.com/themed



CUSTOM STOREFRONT


Coffee Shop? Grocery Store? Drive Thru? Kids will create their own stories directly from their imaginations while they develop valuable skills such as creative problem solving, language and cooperation.

PHOTO OPPORTUNITY

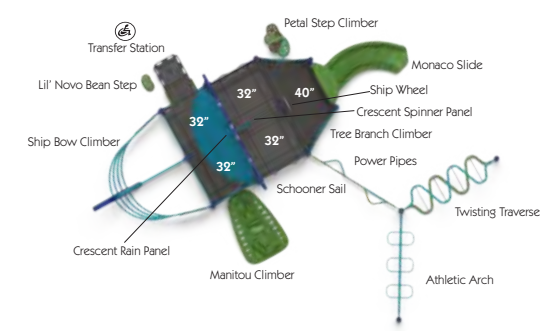
Photo Opportunity Panels can add imagination and theming to your playspace. Using these exciting panels, kids will have the ability to role play, pretend play and just have fun being kids!

CUSTOM VEHICLES

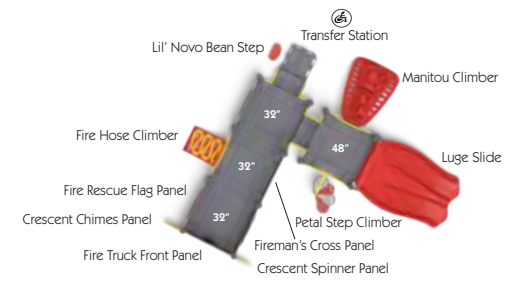
Police cars, fire engines, school buses, and more are possible with Burke's creative custom vehicle options. Designing a theme, honoring our heroes or simply promoting imaginative play are opportunities to bring these fun spaces into your community.



NUNP-2877 Ages 2-5
 Approximately \$32,400*
 10 Play Events | 41 Kid Capacity
 28' x 39' (8.6m x 11.9m) ASTM Use Zone



NUIN-2997 Ages 2-5
 Approximately \$33,500
 11 Play Events | 73 Kid Capacity
 38' x 41' (11.6m x 12.5m) ASTM Use Zone



NU-2998 Ages 2-5
 Approximately \$29,400*
 11 Play Events | 57 Kid Capacity
 31' x 29' (9.5m x 8.9m) ASTM Use Zone

NEW!



SY-3015 Ages 6-23 months
Approximately \$13,900*

**SYNERGY
IMAGINATION 4ME™**

Children ages 6-23 months are motivated to learn and explore and Synergy Imagination 4ME fosters development for this early childhood age group. Designed from research with Early Childhood Education Professors, each play event is tied directly to developmental milestones and helps children obtain skills in a natural setting through child-directed play.

Learn more at
bciburke.com/4ME



SY-3016 Ages 6-23 months
Approximately \$7,400*



SY-3003 Ages 6-23 months
Approximately \$12,400*
7 Play Events | 33 Kid Capacity
32' x 21' (9.8m x 6.4m) ASTM Use Zone



SY-3002 Ages 6-23 months
Approximately \$9,800*
5 Play Events | 20 Kid Capacity
25' x 22' (7.7m x 6.7m) ASTM Use Zone



SY-3001 Ages 6-23 months
Approximately \$10,800*
4 Play Events | 25 Kid Capacity
23' x 24' (7m x 7.4m) ASTM Use Zone



SY-3000 Ages 6-23 months
Approximately \$7,000*
4 Play Events | 15 Kid Capacity
22' x 20' (6.7m x 6.1m) ASTM Use Zone



NUIN-2893 Ages 2-5
Approximately \$65,000*

NUIN-2894 Ages 5-12
Approximately \$108,300*

PLAY SYSTEM COMPONENTS

Play variety is an important aspect to consider when designing a playspace for all children. Choosing a variety of play components helps children create a well-rounded play experience for everyone. Contact your local Burke Representative to get started on your design.

Learn more at bciburke.com/playsystems



CLIMBERS

Kids love to climb, and Burke's large selection of playground climbers will ensure that your playground satisfies their innate need to reach higher. Our climbers go above and beyond, challenging children to climb to their potential, use their imaginations and increase their strength, endurance and stamina. **See page 108**



SLIDES

Fast, fun and exhilarating, slides are a playground staple! It's not just fun, sliding provides a variety of developmental benefits, including balance, coordination, problem solving and cooperation. Our slides are available in a variety of aesthetics, heights and colors, so add them to your playspace for maximum playability. **See page 120**



OVERHEAD EVENTS

Every child is constantly looking for ways to reach higher, so we developed a wide selection of overhead events with exactly that in mind. Overhead events help build key muscle groups, so you'll be setting the stage for a lifetime of better fitness. **See page 126**




PLAY PANELS

Play Panels offer a wide variety of engaging and stimulating activities for children. Our playground panels are carefully designed to provide entertainment while helping kids acquire important developmental skills and educational benefits. **See page 128**



IMAGINATIVE PLAY

Studies show that imaginative play helps nurture a child's social, emotional and cognitive development as well as promote creativity and language skills. **See page 134**



ROOFS, TOPPERS & SHADE CANOPIES

Our selection of playground Shade and Roofs offer protection from the damaging effects of the sun while still allowing children to have fun. **See page 138**

NEW! CLIMBERS FOR 2021



NEW NaturePlay® Split Log Climber
Platform: 8" - 32"
Availability: Nucleus




NEW Beta Climber
Platform: 32" - 72"
Availability: Nucleus, Synergy



NEW Petal Step Climber
Platform: 16" - 72"
Availability: Nucleus, Synergy



NEW Via Climber
Platform: 48" - 72"
Availability: Nucleus, Intensity, Synergy (ages 5-12 only)



NEW Shasta Climber
Platform: 40" - 48"
Availability: Nucleus, Intensity



NEW Shasta Climber
Platform: 80" - 96"
Availability: Nucleus, Intensity (ages 5-12 only)



NEW Trango Two Climber (Post-to-Post)
Platform: 0" - 48"
Availability: Nucleus, Intensity, Synergy (ages 5-12 only)



NEW Trango Two Climber (Deck-to-Deck)
Platform: 8" - 72"
Availability: Nucleus (ages 5-12 only)



- 1. Taktiks® Short Rope Wall**
Platform: 8" - 16"
Availability: Nucleus, Intensity
- 2. Nucleus Evolution Arch Climber**
Platform: 0" - 192"
Availability: Nucleus (ages 5-12 only)
- 3. Taktiks Tall Rope Wall**
Platform: 8" - 48"
Availability: Nucleus, Intensity (ages 5-12 only)
- 4. Taktiks Trail Climber (Deck-to-Deck)**
Platform: 0" - 24" (offset)
Availability: Nucleus (ages 5-12 only)



Trango Climber
 Platform: Available at various offset heights
 Availability: Nucleus, Intensity, Synergy
 Post-to-Post or Deck-to-Deck (shown)



PodStep Climber
 Platform: 48", 56", 64" and 72"
 Availability: Nucleus, Intensity (ages 5-12 only)



PodStep Link
 Platform: 32" - 40"
 Availability: Nucleus, Intensity (ages 5-12 only)



- 1. Taktiks Bow Climber**
 Platform: 32" - 48"
 Availability: Nucleus, Intensity (ages 5-12 only)
- 2. Trigon Arch Climber**
 Platform: 48"
 Availability: Nucleus, Intensity (ages 5-12 only)
- 3. Ground-Level Trigon Arch**
 Platform: N/A
 Availability: Intensity, Synergy
- 4. Taktiks Crescent Climber (Deck-to-Deck)**
 Platform: 40" - 56"
 Availability: Nucleus (ages 5-12 only)
- not pictured - Trigon Arch (Deck-to-Deck)**
 Platform: 32" - 48"
 Availability: Nucleus (ages 5-12 only)



Taktiks Trestle Climber
 Platform: 48" Deck-to-Deck
 Availability: Nucleus (ages 5-12 only)



Taktiks Bolt Climber
 Platform: 8" - 24"
 Availability: Nucleus, Intensity (ages 5-12 only)



Taktiks Tangle Climber
 Platform: 56" - 72"
 Availability: Nucleus, Intensity (ages 5-12 only)



Wild Web
 Platform: 8" - 48"
 Availability: Nucleus, Intensity (ages 5-12 only)



Dynamic Discs
 Platform: 8" - 24"
 Availability: Nucleus, Intensity



Trigon Tower
 Availability: Intensity (ages 5-12 only)



1. **Linx Levitate® Climber**
Platform: 24" - 56"
Availability: Synergy (ages 5-12 only)
2. **Jungle Vine Climber**
Platform: 48", 64", 72" and 96"
Availability: Nucleus
3. **Verto Climber I**
Platform: 32" - 40"
Availability: Nucleus, Intensity, Synergy
4. **Linx Climber**
Platform: 0" - 24"
Availability: Synergy
5. **Ascend Climber**
Platform: 32" - 40"
Availability: Nucleus, Synergy



Crater Point Climber
Platform: 40" - 64"
Availability: Nucleus, Intensity, Synergy (ages 5-12 only)



Ridge Point Climber
Platform: 40" - 64"
Availability: Nucleus, Intensity, Synergy (ages 5-12 only)



Crest Point Climber
Platform: 40" - 64"
Availability: Nucleus, Intensity, Synergy (ages 5-12 only)



Power Peak Climber
Platform: 40" - 64"
Availability: Nucleus, Intensity, Synergy with or without HDPE (ages 5-12 only)



Mountain Top Climber
Platform: 48", 56", 64", 72" and 96"
Availability: Nucleus
Also available as *Steep Peak Climber with Rock Handholds*



Stone Slope Climber
Platform: 48", 56", 64", 72" and 96"
Availability: Nucleus
Also available as *Expedition Climber without Rock Handholds*



Verto Climber 2
Platform: 64" - 72"
Availability: Nucleus, Intensity, Synergy (ages 5-12 only)



Verto Climber 3
Availability: Nucleus, Intensity, Synergy (ages 5-12 only)



Rugged Ridge Climber
Platform: 8" - 48"
Availability: Nucleus, Intensity (ages 5-12 only)



Apex Hole Climber 2-5
Platform: 8" - 24"
Availability: Nucleus, Intensity, Synergy



Apex Arch Climber 2-5
Platform: 8" - 24"
Availability: Nucleus, Intensity, Synergy



Apex Ellipse Climber
Platform: 8" - 72"
Availability: Nucleus, Intensity (ages 5-12 only)



Apex Wave Climber
Platform: 8" - 72"
Availability: Nucleus, Intensity (ages 5-12 only)

Full absorbing material must be placed under and around all play equipment. Adult supervision is recommended.



Loop Climber
Platform: 32" - 72"
Availability: Nucleus



Saturn Ring Climber
Platform: 32" - 56"
Availability: Nucleus, Synergy



Coil Climber
Platform: 32" - 72"
Availability: Nucleus, Synergy



Odyssey Post Link - Double
Platform: 8" - 48"
Availability: Nucleus, Intensity, Synergy
Also available as Odyssey Post Link - Single 8" - 16"



Centipede Climber
Platform: 32" - 72"
Availability: Nucleus, Synergy



Linking Ring Climber
Platform: 32" - 96"
Availability: Nucleus, Synergy



Double Wing Climber
Platform: 32" - 72"
Availability: Nucleus, Synergy



Loop Rung Ladder
Platform: 24" - 72"
Availability: Nucleus



Atom Climber
Platform: 32" - 96"
Availability: Nucleus, Synergy



Snake Climber
Platform: 32" - 72"
Availability: Nucleus, Synergy



- 1. Verve® Climber**
Platform: 64" and 96"
Availability: Nucleus, Synergy (5-12 only)
 - 2. Odyssey Deck Link**
Platform: 8" - 72"
Availability: Nucleus, Intensity
 - 3. Tree Branch Climber**
Platform: 32" - 96"
Availability: Nucleus, Intensity, Synergy
 - 4. Converge® Climber**
Platform: 72"
Availability: Nucleus, Intensity (ages 5-12 only)
- not pictured - Odyssey Deck Link (Center Mount)**
Platform: 24" Offset
Availability: Nucleus (ages 5-12 only)



1. Twisting Traverse

Platform: 16" - 32"
Availability: Nucleus, Intensity, Synergy

2. Apex Rope Climber

Platform: 8" - 72"
Availability: Nucleus, Intensity (ages 5-12 only)

3. Nimble Net

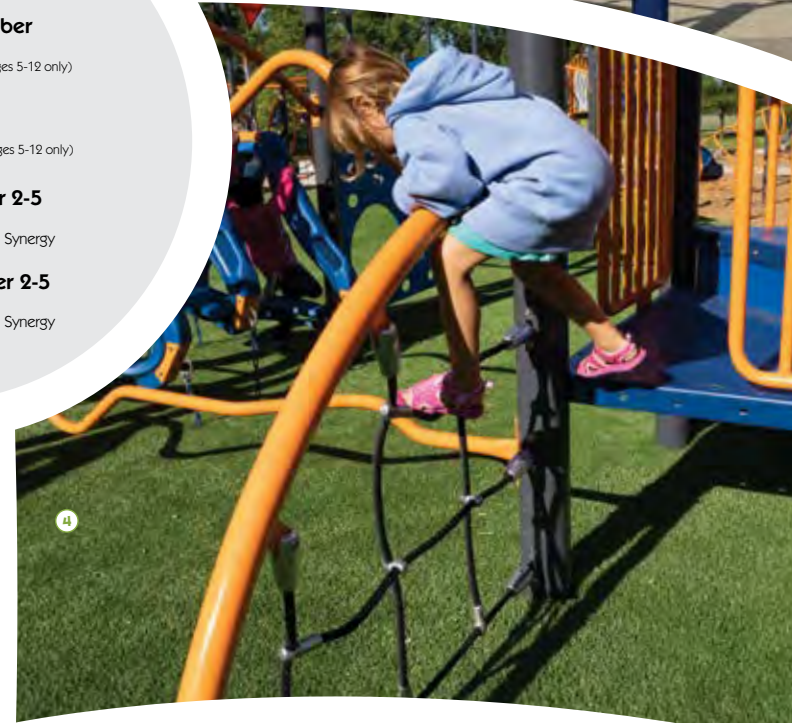
Platform: 8" - 48"
Availability: Nucleus, Intensity (ages 5-12 only)

4. Apex Net Climber 2-5

Platform: 8" - 24"
Availability: Nucleus, Intensity, Synergy

5. Apex Rope Climber 2-5

Platform: 8" - 24"
Availability: Nucleus, Intensity, Synergy



Rope Link
Platform: 48" - 72"
Availability: Nucleus (ages 5-12 only)



Wobbly Web
Availability: Nucleus, Intensity



Arched Rope Climber
Platform: 8" - 96"
Availability: Nucleus (ages 5-12 only)



Suspension Rope Link
Platform: 48"/72" or 56"/64"
Availability: Nucleus (ages 5-12 only)



Spider Web Climber
Platform: 8" - 48"
Availability: Nucleus, Intensity (ages 5-12 only)



Agile Canyon
Availability: Intensity (ages 5-12 only)



Twist Net Climber
Platform: 56" and 72"
Availability: Nucleus, Intensity, Synergy (ages 5-12 only)



Wiggle Watchtower
Platform: 64" - 72"
Availability: Nucleus (ages 5-12 only)



Wiggle Ladder
Platform: 64" - 72"
Availability: Nucleus (ages 5-12 only)



Cargo Net
Platform: 32" - 56"
Availability: Nucleus



Power Pipes
Platform: 8" - 48"
Availability: Nucleus, Intensity, Synergy



Lateral Post Link
Platform: 8" - 32"
Availability: Nucleus, Intensity



Board Climber
Platform: 72"
Availability: Nucleus



Tree Climber
Platform: 32" - 72"
Availability: Nucleus, Intensity, Synergy



Satellite Orbit
56" - 64"
Availability: Nucleus, Intensity, Synergy (ages 5-12 only)



Amped Climber I
Platform: 32" - 64"
Availability: Nucleus as Ground-to-Deck or Deck-to-Deck



Active Apex
Platform: 40" - 48"
Availability: Intensity in Steel or HDPE (ages 5-12 only)



Dynamic Pad Climber
Platform: 32" - 48"
Availability: Nucleus, Intensity



Dynamic Pad Link
Platform: 24" - 48"
Availability: Nucleus (ages 5-12 only)



Plank Climber
Platform: 32"
Availability: Nucleus



Pod Walk
Platform: 16" - 40"
Availability: Nucleus, Synergy



- 1. Powerful Pods**
Platform: 16" - 40"
Availability: Nucleus, Intensity
- 2. Manitou® Climber**
Platform: 32" - 72"
Availability: Nucleus, Synergy
- 3. Leaf Climber**
Platform: 16" - 72"
Availability: Nucleus, Synergy
- 4. Strength Stepper**
Availability: Intensity (ages 5-12 only)
- not pictured - Sky Pods**
Platform: 16" - 40"
Availability: Nucleus, Synergy

NEW!



1. **NEW Cobra Slide® Corkscrew Fusion**
Platform: 168", 192"
Availability: Nucleus (ages 5-12 only)
 2. **Cobra Slide Corkscrew**
Platform: 96", 112", 120", 144", 168" and 192"
Availability: Nucleus (ages 5-12 only)
 3. **Cobra Slide Curved Fusion**
Platform: 120"
Availability: Nucleus (ages 5-12 only)
- Contact your local Burke Representative for more Cobra Slide configurations.**



Cobra Slide Curved
Platform: 72" and 96"
Availability: Nucleus



Cobra Slide S
Platform: 120", 144", 168" and 192"
Availability: Nucleus (ages 5-12 only)



Cobra Slide Straight
Platform: 72"
Availability: Nucleus



Cobra Slide Spiral
Platform: 120", 144", 168" and 192"
Availability: Nucleus (ages 5-12 only)



Cobra Slide Spiral Fusion
Platform: 120", 144", 168"
Availability: Nucleus (ages 5-12 only)



Cobra Slide S Fusion
Platform: 112", 120", 168", 192"
Availability: Nucleus (ages 5-12 only)

Fall absorbing material must be placed under and around all play equipment. Adult supervision is recommended.



Viper® Left
Platform: 32", 48", 56", 64", 72", 96" and 112"
Availability: Nucleus, Synergy
Also available as Viper Right



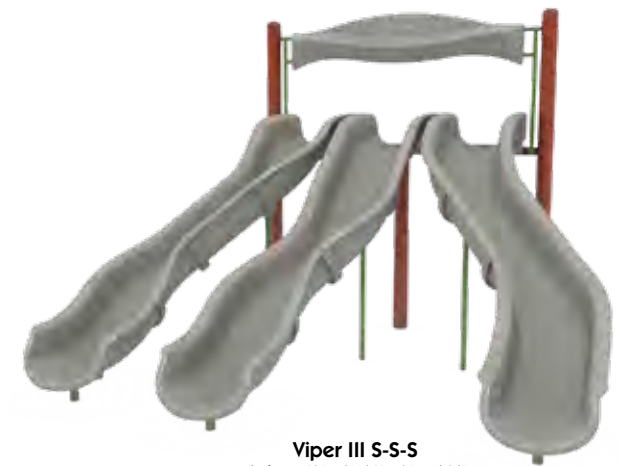
Viper Spiral
Platform: 96" and 112"
Availability: Nucleus, Synergy (ages 5-12 only)



Viper S
Platform: 48", 56", 64", 72", 96" and 112"
Availability: Nucleus, Synergy



Viper II S-S
Platform: 48", 56", 64", 72" and 96"
Availability: Nucleus, Synergy



Viper III S-S-S
Platform: 48", 56", 64", 72" and 96"
Availability: Nucleus



Viper II Spiral-S
Platform: 96" and 112"
Availability: Nucleus, Synergy (ages 5-12 only)



Viper II Spiral-Spiral
Platform: 96"
Availability: Nucleus, Synergy (ages 5-12 only)



1. Viper III Spiral-S-L3
Platform: 96" and 112"
Availability: Nucleus (ages 5-12 only)

2. Viper II Over Under
Platform: 96"
Availability: Nucleus, Synergy (ages 5-12 only)

3. Viper Straight
Platform: 48", 56", 64", 72" and 96"
Availability: Nucleus, Synergy

Contact your local
Burke Representative
for more configurations.





- 1. Velo™ XL Slide**
Platform: 88" - 96"
Availability: Nucleus, Synergy (ages 5-12 only)
- 2. Luge™ Slide**
Platform: 48" - 56"
Availability: Nucleus, Synergy
- 3. Contour® Slide**
Platform: 64" - 72"
Availability: Nucleus, Synergy
- 4. Rock 'N' Roll Slide**
Platform: 24", 32", 40", 48", 64" and 72"
Availability: Nucleus, Synergy



NEW Spark Slide
Platform: 12"
Availability: Synergy Imagination 4ME (6-23 months only)



Velo Slide
Platform: 64" - 72"
Availability: Nucleus, Synergy



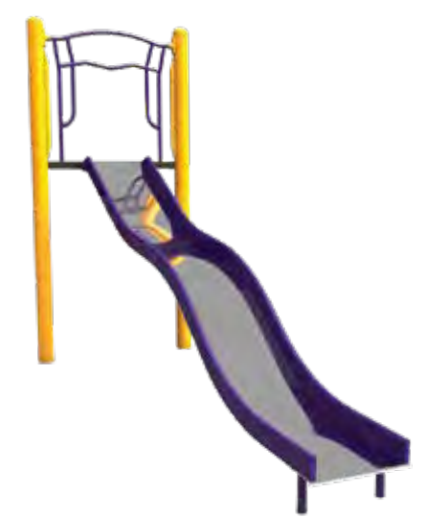
Monaco™ Slide
Platform: 32" - 40"
Availability: Nucleus, Synergy



Stainless Steel Double Wide Slide
Platform: 32" - 40"
Availability: Nucleus, Synergy



Stainless Steel Slide
Platform: 32" - 72"
Availability: Nucleus, Synergy



Stainless Steel Wavy Slide
Platform: 64" - 72"
Availability: Nucleus, Synergy



Roller Slide
Platform: 48" - 56"
Availability: Nucleus, Synergy



48" Spiral Slide
Platform: 48"
Availability: Nucleus (ages 2-5 only)



1-Piece Spiral Slide 360°
Platform: 56", 64" and 72"
Availability: Nucleus

Fall absorbing material must be placed under and around all play equipment. Adult supervision is recommended.



NEW S Curve Triangle
Platform: 8" - 32"
Availability: Nucleus, Synergy (ages 5-12 only)



Long Straight Overhead
Platform: 8" - 32"
Availability: Nucleus as Triangle or Ring Swing, Synergy as Triangle (ages 5-12 only)



Rocking Snake
Platform: 8" - 32"
Availability: Nucleus (ages 5-12 only)
Also available as Robust Rocker for Intensity



Wheel Deal
Platform: 8" - 32"
Availability: Nucleus with 3 or 4 Wheels (ages 5-12 only)



Zippy Whirl or Wheel-About
Platform: 8" - 32"
Availability: Nucleus, Intensity (5-12 only)



S or C Overhead
Platform: 8" - 32"
Availability: Nucleus as Triangle or Ring Swing, Synergy as Triangle (ages 5-12 only)



Horizontal Overhead
Availability: Nucleus
Ages 2-5 ASTM | Ages 4-5 CPSC



Round-A-Bout
Platform: 8" - 32"
Availability: Nucleus (ages 5-12 only)



Horizontal Ladder
Platform: 8" - 32"
Availability: Nucleus (ages 5-12 only)



S or C Horizontal Ladders
Platform: 8" - 32"
Availability: Nucleus as C Shaped or S (ages 5-12 only)



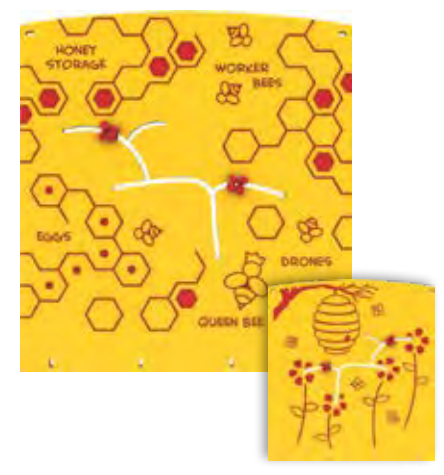
- 1. Athletic Arch**
Availability: Intensity, Synergy (5-12 only)
- 2. Plexus Overhead**
Availability: Intensity, Synergy (5-12 only)
- 3. NEW 90° Overhead**
Platform: 8" - 32"
Availability: Nucleus, Intensity, Synergy (5-12 only)
- 4. NEW Straight Overhead (2 shown)**
Platform: 8" - 32"
Availability: Nucleus, Intensity, Synergy (5-12 only)
- 5. 12' or 18' Kid Koaster**
Platform: 8" - 32"
Availability: Nucleus (5-12 only)

NEW!

NEW!



1. Chimes Panel
Availability: Nucleus, Synergy
2. Touch & Play Guitar Panel
Availability: Nucleus
3. Drum Panel
Availability: Nucleus, Synergy
4. Touch & Play Steel Drum Panel
Availability: Nucleus
5. Single Large Drum Panel
Availability: Nucleus, Synergy
6. Touch & Play Piano Panel
Availability: Nucleus, Synergy
7. Touch & Play Drum Panel
Availability: Nucleus



Bee Panel
Availability: Nucleus




Acorn Panel
Availability: Synergy



Paratroop Panel
Availability: Nucleus



Shapes Panel
Availability: Nucleus, Synergy



Crazy Maze Panel
Availability: Nucleus, Synergy



Animal Tracks Panel
Availability: Nucleus



Clock Panel
Availability: Nucleus



Car Panel
Availability: Nucleus, Synergy



Jet Panel
Availability: Nucleus

Fall absorbing material must be placed under and around all play equipment. Adult supervision is recommended.



NEW Seek & Find Panel System
Find six different spinners located on the posts throughout your Burke Play Structure!
Availability: Nucleus



Cog Wheel Panel
Availability: Nucleus



Sprocket Panel
Availability: Nucleus, Synergy



Gear Panel
Availability: Nucleus



Rain Wheel Panel
Availability: Nucleus, Synergy



Wheel of Fun Panel
Availability: Nucleus



Collision Panel
Availability: Nucleus, Synergy



Tic-Tac-Toe Panel
Availability: Nucleus



Waver Panel
Availability: Nucleus, Synergy



Charade Panel
Availability: Nucleus, Synergy

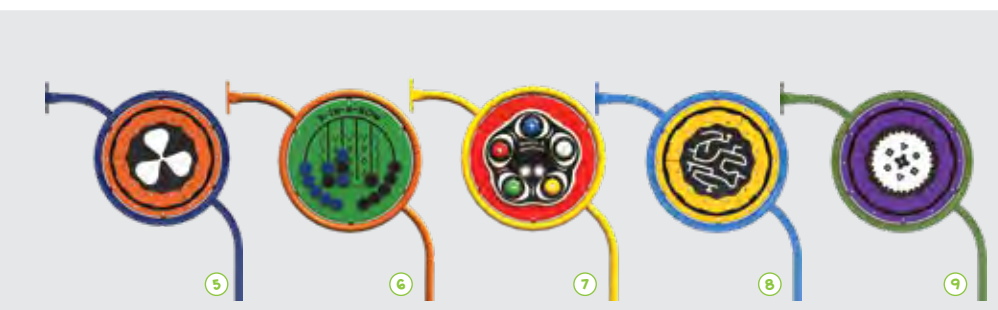


Propeller Panel
Availability: Nucleus, Synergy



- 1. Memory Reactions Panel**
Availability: Nucleus
- 2. 3-In-A-Row Panel**
Availability: Nucleus, Synergy
- 3. Collision Ring Panel**
Availability: Nucleus, Intensity, Synergy
- 4. NEW Hide the Numbers Game**
Availability: Nucleus, Synergy

NEW!



Component	Description	Availability
5	Propeller Ring Panel	Nucleus, Intensity, Synergy
6	3-In-A-Row Ring Panel	Nucleus, Intensity, Synergy
7	Memory Reactions Ring Panel	Nucleus, Intensity, Synergy
8	Charade Ring Panel	Nucleus, Intensity, Synergy
9	Waver Ring Panel	Nucleus, Intensity, Synergy



- 1. Crescent Drum Panel**
Availability: Nucleus, Intensity, Synergy
- 2. Crescent Spinner Panel**
Availability: Nucleus, Intensity, Synergy
- 3. Bubble Mirror Activity Panel**
Availability: Nucleus, Intensity, Synergy
- 4. Bug Accessible Reach Panel**
Availability: Synergy
- 5. Maze Accessible Reach Panel**
Availability: Nucleus, Synergy



Braille Panel
Availability: Nucleus, Synergy



Sign Language Panel
Availability: Nucleus



ABC/123 Panel
Availability: Nucleus, Synergy



English/Spanish Panel
Availability: Nucleus



Crescent Chimes Panel
Availability: Nucleus, Intensity, Synergy



Crescent Rain Panel
Availability: Nucleus, Intensity, Synergy




Spiral Spinner Accessible Reach Panel
Availability: Nucleus



Car Accessible Reach Panel
Availability: Nucleus, Synergy



Bee Accessible Reach Panel
Availability: Nucleus



Drum Accessible Reach Panel
Availability: Nucleus, Synergy



Clicker Activity Panel
Availability: Nucleus, Intensity, Synergy



Hypno Activity Panel
Availability: Nucleus, Intensity, Synergy



Raindrops Activity Panel
Availability: Nucleus, Intensity, Synergy


Fall absorbing material must be placed under and around all play equipment. Adult supervision is recommended.



1. **NEW Synergy Hammock**
Availability: Synergy
2. **Novo Teardrop Counter Climber**
Availability: Nucleus, Intensity
Manufactured under US Patent No. D871,813
3. **Novo Arc Bench**
Platform: 0" - 24"
Availability: Nucleus, Intensity
4. **NEW Serenity Spot**
Availability: Nucleus, Intensity
5. **Lil' Novo Bean Table**
Availability: Nucleus, Intensity, Synergy
6. **Lil' Novo Bean Bench**
Platform: 0" - 24"
Availability: Nucleus, Intensity, Synergy
7. **Synergy Doorway**
Availability: Synergy



NEW!



Synergy Counter
Availability: Synergy



Burke Mart
Platform: Below 56" and 72" - 112"
Availability: Nucleus



Counter
Platform: Below 48" - 112"
Availability: Nucleus



Cruiser™
Platform: 16"
Also Available Freestanding. See page 159.



Swift Glider
Availability: Intensity (ages 5-12 only)



Rapid Rails
Availability: Intensity and Nucleus
as Banister Rail (ages 5-12 only)



Sliding Pole
Platform: 32" - 72" (ages 5-12 only)
Availability: Nucleus, Synergy



Extreme Cyclone
Availability: Nucleus, Intensity, Synergy
(ages 5-12 only)
Also available as Fierce Cyclone



Fun Phone
Availability: Nucleus, Intensity, Synergy



Telescope
Availability: Nucleus and Synergy for
Pipe Wall and Nucleus for Balcony



Crunch Bar
Availability: Nucleus



Post Mounted Bell
Availability: Nucleus, Intensity, Synergy



Steering Wheel
Availability: Nucleus, Synergy for
Pipe Wall or Post Mounted


Fall absorbing material must be placed under and around all play equipment. Adult supervision is recommended.

NEW!




1. **NEW Rope Tunnel**
Platform: 24" offset
Availability: Nucleus (5-12 only)
2. **NEW Evolution Arched Catwalk Bridge**
Availability: Nucleus
3. **Double Wide ADAAG Ramp**
Availability: Nucleus
4. **NEW Crescent Platform**
Availability: Nucleus
Can be used as ADA Transfer Platform


NEW!



Straight Tunnel
Platform: 8" - 120"
Availability: Nucleus, Synergy



S-Tunnel
Platform: 8" - 120"
Availability: Nucleus, Synergy
in 0", 16" or 24" Transitions



Arch Tunnel
Platform: 8" - 120"
Availability: Nucleus, Synergy



90° Tunnel
Platform: 8" - 120"
Availability: Nucleus, Synergy
in 8" Transition



Arched Catwalk Bridge
Availability: Nucleus



Arch Bridge (Long or Mini)
Availability: Nucleus, Synergy with Barrier (shown) or Guardrail



Straight Bridge
Availability: Nucleus with Barrier (shown) or Guardrail



Buckle Bridge
Availability: Nucleus with Barrier or Guardrail (shown)



90° Platform
Availability: Nucleus



ADAAG Ramp
Availability: Nucleus in 8" or 12" with
Guardrail (shown) or Barrier



NaturePlay Transfer Stump
Platform: 32" - 48"
Availability: Nucleus



Transfer Station
Platform: 32" - 48"
Availability: Nucleus, Synergy with
Barrier or Handrail (shown)



Narrow Stairway with Barrier
Platform: 64", 72" and 96"
Availability: Nucleus (5-12 only)


Fall absorbing material must be placed under and around all play equipment. Adult supervision is recommended.



- 1. Elation Roof 1**
Availability: Synergy
- 2. Elation Roof 2**
Availability: Synergy
- 3. Elation Roof 3**
Availability: Synergy
- 4. Shaker Roof**
Availability: Nucleus in Hex (shown) or Square
- 5. Nucleus Evolution Square Roof**
Availability: Nucleus, Intensity
- 6. Intensity Roof**
Availability: Nucleus, Intensity



Convex Aluminum Roof
Availability: Nucleus



Concave Aluminum Roof
Availability: Nucleus



Steel Peak Roofs
Availability: Nucleus in Square, Hexagon (shown), or Half-Hex



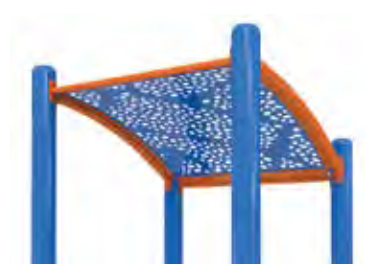
Elation Roof 1
Availability: Synergy



Elation Roof 2
Availability: Synergy



Elation Roof 3
Availability: Synergy



Nucleus Evolution Square Roof
Availability: Nucleus



Nucleus Evolution Hex Roof
Availability: Nucleus



Steel Quad Roof with Cupola
Availability: Nucleus



ClubHouse Tilt Roof
Availability: Nucleus



ClubHouse Hex Roof
Availability: Nucleus



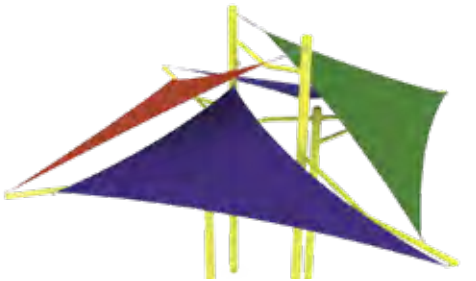
ClubHouse Retreat Roof
Availability: Nucleus



Ara Dia Shade
Availability: Nucleus, Intensity



Ara Poly Shade
Availability: Nucleus, Intensity



Ara Square Shade
Availability: Nucleus, Intensity



Square ShadePlay Canopy
Availability: 12' x 12' - Nucleus, Intensity, Synergy
15' x 15' - Nucleus, Intensity, Synergy
Single Post 12' x 12' - Nucleus, Intensity
Single Post 15' x 15' - Nucleus, Intensity
Featuring EZTension Quick Release System



Hexagon ShadePlay Canopy
Availability: Nucleus, Intensity, Synergy
Hexagon on a Triangle ShadePlay Canopy
Availability: Nucleus, Intensity
Featuring EZTension Quick Release System



Rectangle ShadePlay Canopy
Availability: 15' x 19' - Nucleus, Intensity, Synergy
Featuring EZTension Quick Release System



Petal Post Topper
Availability: Nucleus, Intensity, Synergy



Triple Petal Post Topper
Availability: Nucleus, Intensity



Evergreen Post Topper
Availability: Nucleus, Intensity



Pennant Post Topper
Availability: Nucleus, Intensity



Flag Post Topper
Availability: Nucleus, Intensity



Butterfly Post Topper
Availability: Nucleus, Intensity



1. Ara Clover Shade
Availability: Nucleus, Intensity
2. Ara Chi Shade
Availability: Nucleus, Intensity
3. Ara Hex Shade
Availability: Nucleus, Intensity
4. Solis™ Hue Toppers
Availability: Nucleus, Intensity
5. Solis Toppers
Availability: Nucleus, Intensity



PLAY SYSTEM CUSTOMIZATION

Bring your playscape to life with customizable components that set your playground apart! Your Burke Representative and our creative Design Team will help you bring your play environment to life and create a space that's as unique as your community.

Learn more at bciburke.com/custom



CUSTOM VEHICLES

Police cars, fire engines, moon rovers, school buses and more are possible with Burke's creative custom vehicle options. Designing a theme, honoring our heroes or simply promoting imaginative play are opportunities to bring these fun spaces into your community.




CUSTOM PLAY PANELS

Enhance the theme of your playspace with Custom Play Panels! Custom play panels help drive cognitive, social and emotional growth while providing hours of fun for children of all ages and abilities.




PHOTO OPPORTUNITY PANELS

Photo Opportunity Panels can add imagination and theming to your playspace. Using these exciting panels, kids will have the ability to role play, pretend play and just have fun being kids!




STOREFRONT PANELS

Coffee Shop? Grocery Store? Drive Thru? Kids will create their own stories directly from their imaginations while they develop valuable skills, learn to solve problems creatively and enhance their social skills.



POST TOPPERS

Theme your playspace from the top down with themed post toppers. An easy way to complete the design, these post toppers will add dimension and excitement that carries the theme throughout the space.



COUNTERS

Stop at the bank on the way home or pick up a to-go order from your favorite restaurant at the counter! Custom Counters are a great way to engage children in pretend play and help them develop friendships and enhance their imaginative skills.

**ROPEVENTURE®
CLIMBERS**

Create a true adventure with RopeVenture Climbing System! Children can define their own climbing experience on this awe-inspiring rope system and create new routes every time they play! RopeVenture can be used as a standalone climbing event or it can be connected to a Burke structure – either way it will be a central piece in the play environment that inspires kids to move and dream big adventures!

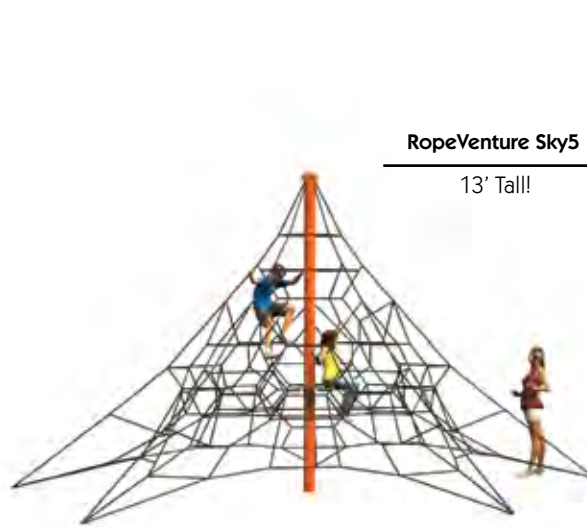
Learn more at
bciburke.com/ropeventure




RopeVenture Revolv BB-2764
\$37,241 | Ages 5-12
24 Kid Capacity | 12' 11" (4m) Overall Height
7' (2.2m) ASTM, 13' 6" (4.2m) CPSC Fall Height
28' x 28' (8.6m x 8.6m) ASTM Use Zone



RopeVenture Vertex 560-0520
\$17,242* | Ages 5-12
25 Kid Capacity | 13' 6" (4.2m) Overall Height
7' (2.2m) ASTM, 13' 6" (4.2m) CPSC Fall Height
28' x 28' (8.6m x 8.6m) ASTM Use Zone



RopeVenture Sky5 560-0598
\$17,203* | Ages 5-12
28 Kid Capacity | 13' (4m) Overall Height
7' (2.2m) ASTM, 12' 10" (4m) CPSC Fall Height
38' x 38' (11.6m x 11.6m) ASTM Use Zone
Optional Perch Seats available and sold separately.
Contact your Burke Representative for more details.



RopeVenture Sky5 XL 560-0586
\$24,084* | Ages 5-12
44 Kid Capacity | 19' 2" (5.9m) Overall Height
7' (2.2m) ASTM, 18' 9" (5.8m) CPSC Fall Height
54' x 54' (16.5m x 16.5m) ASTM Use Zone

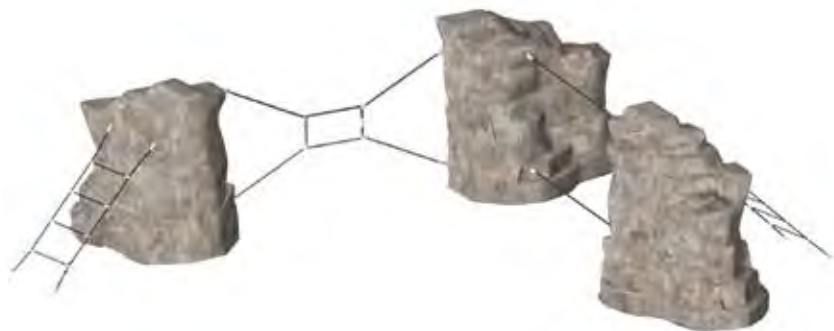
*Approximate list price. Surfacing, freight, taxes and installation are extra. Specifications and pricing subject to change without notice.
Warning: Proper safety surfacing is required under and around all play equipment to help prevent injuries from falls.



Freestanding NaturePlay RockVenture 560-0560
\$13,803* | Ages 5-12
1 Play Event | 6 Kid Capacity
19' x 18' (5.8m x 5.5m) ASTM Use Zone



BB-2312 Ages 5-12
Approximately \$34,645*
4 Play Events | 17 Kid Capacity
34' x 23' (10.4m x 7.1m) ASTM Use Zone



BB-2319 Ages 5-12
Approximately \$52,628*
7 Play Events | 28 Kid Capacity
40' x 34' (12.2m x 10.4m) ASTM Use Zone



BB-2318 Ages 5-12
Approximately \$35,356*
5 Play Events | 19 Kid Capacity
21' x 40' (6.4m x 12.2m) ASTM Use Zone



NaturePlay RockVenture
Platform: 48", 56", 64" and 72"
Availability: Nucleus



RockVenture Suspension Ladder
Availability: RockVenture



RockVenture Criss-Cross Link
Availability: Nucleus, RockVenture



RockVenture Traverse Link
Availability: Nucleus, RockVenture



ROCKVENTURE® CLIMBERS

Add the thrill and challenge of rock climbing to your playground with RockVenture! Available with three rope attachments that can be configured in a variety of ways, including Rock-to-Rock, Rock-to-Post and Post-to-Post. RockVenture is a must for any playground seeking to bring nature into the playspace.

Learn more at
bciburke.com/rockventure



*Approximate list price. Surfacing, freight, taxes and installation are extra. Specifications and pricing subject to change without notice.
Warning: Proper safety surfacing is required under and around all play equipment to help prevent injuries from falls.

ROCKIT® CLIMBERS

RockIt creates the thrill, excitement and challenge of rock climbing in a realistic, yet safe, playground environment. Kids love a challenge, and RockIt challenges them with options to go around, through or over the mountain! Connect RockIt components to a Burke Play Structure or build a freestanding climbing playspace.

Learn more at
bciburke.com/rockit



RockIt Left
Platform: 48", 56" and 72"
Availability: Nucleus (5-12 only)



RockIt Right
Platform: 48", 56" and 72"
Availability: Nucleus (5-12 only)



BB-1926 Ages 5-12
Approximately \$10,013*
4 Play Events | 21 Kid Capacity
24' x 24' (7.4m x 7.4m) ASTM Use Zone



BB-2048 Ages 5-12
Approximately \$6,409*
5 Play Events | 14 Kid Capacity
18' x 24' (5.5m x 7.4m) ASTM Use Zone



RockIt Tunnel Ages 2-12
560-0544 | \$3,738*
1 Play Event | 8 Kid Capacity
19' x 21' (5.8m x 6.4m) ASTM Use Zone



RockIt® Offset Panel
Availability: Nucleus, Intensity, Synergy



RockIt Curved Panel
Availability: Nucleus, Intensity, Synergy



RockIt End Panel
Availability: Nucleus, Intensity, Synergy



RockIt Curved Ladder
Availability: RockIt Panels



BB-1930 Ages 2-12
Approximately \$2,394*
2 Play Events | 4 Kid Capacity
14' x 19' (4.3m x 5.8m) ASTM Use Zone



BB-1931 Ages 5-12
Approximately \$4,503*
3 Play Events | 8 Kid Capacity
14' x 22' (4.3m x 6.7m) ASTM Use Zone



BB-1932 Ages 5-12
Approximately \$4,787*
5 Play Events | 14 Kid Capacity
15' x 22' (4.6m x 6.7m) ASTM Use Zone



RockIt Odyssey Link
Availability: RockIt Panels



RockIt Lateral Link
Availability: RockIt Panels



RockIt Core Link
Availability: RockIt Panels



RockIt End Ladder
Availability: RockIt Panels



BB-1995 Ages 2-12
Approximately \$2,983*
3 Play Events | 8 Kid Capacity
14' x 26' (4.3m x 8m) ASTM Use Zone



BB-1976 Ages 5-12
Approximately \$7,209*
5 Play Events | 16 Kid Capacity
14' x 29' (4.3m x 8.9m) ASTM Use Zone



BB-1977 Ages 5-12
Approximately \$5,593*
5 Play Events | 16 Kid Capacity
14' x 29' (4.3m x 8.9m) ASTM Use Zone



NUIN-2834 Ages 5-12
Approximately \$136,900*

PLEXUS

We're taking the classic monkey bars to a whole new level with Plexus - a modular climbing and overhead play system. Kids, ages 5-12, will love being able to create their own path through, around and over these climbers. The original overhead design creates endless options for children to swing and traverse between different play events. Create a challenging, freestanding activity by using all the components or mix and match with other Nucleus and Intensity play events.

Learn more at bciburke.com/plexus



Plexus Rung Climber
Availability: Nucleus, Intensity, Plexus Overhead



Plexus Tangle Climber
Availability: Nucleus, Intensity, Plexus Overhead



Plexus Hole Climber
Availability: Nucleus, Intensity, Plexus Overhead



Plexus Step Climber
Availability: Nucleus, Intensity, Plexus Overhead



IN-2424 Ages 5-12
Approximately \$7,860*
5 Play Events | 22 Kid Capacity
25' x 25' (7.6m x 7.6m) ASTM Use Zone

*Approximate list price. Surfacing, freight, taxes and installation are extra. Specifications and pricing subject to change without notice.
Warning: Proper safety surfacing is required under and around all play equipment to help prevent injuries from falls.



NU-2888 Ages 2-12
Approximately \$18,100*

PLAYENSEMBLE®

PlayEnsemble brings a higher level of musical expression to communities. As a universal creative experience, music brings a sense of wonder to the play environment. Musical experiences aren't just play; they accelerate child development intellectually, socially and emotionally as well as enhance overall motor skills, language and literacy. It helps the body and mind work together and is one of the only activities that enhances both sides of the brain. Connect PlayEnsemble components to a Burke Play Structure or build a freestanding music playspace.

Learn more at
bciburke.com/playensemble



1



2



3



5



6



4



7



8



9

PLAYENSEMBLE

Availability: Nucleus, Intensity

Number	Description	Ages	Capacity
1	PlayEnsemble Supine Chimes	2-12	2 kids
2	PlayEnsemble Supine Chimes Hue	2-12	2 kids
3	PlayEnsemble Terra Metallophone	2-12	2 kids
4	PlayEnsemble Titan Chimes	2-12	2 kids
5	PlayEnsemble Cirque Drum V	2-12	2 kids
6	PlayEnsemble Cirque Drum IV	2-12	1 kid
7	PlayEnsemble Cirque Drum III	2-12	1 kid
8	PlayEnsemble Cirque Drum II	2-12	1 kid
9	PlayEnsemble Cirque Drum I	2-12	1 kid

PlayEnsemble pieces and posts are sold separately. Work with your Burke Representative to create the perfect configuration for your space.


Warning: Proper safety surfacing is required under and around all play equipment to help prevent injuries from falls.



SOUND GARDEN

Incorporate musical exploration into your playground with Burke's Sound Garden. Real piano, drum and guitar sounds provide creative and collaborative play opportunities for children of all abilities. Connect Sound Garden components to a Burke Play Structure or build a freestanding music playspace.

Learn more at bciburke.com/sound-garden



Snare Drum
Availability: Nucleus, Intensity, Synergy




Touch & Play Piano
Availability: Nucleus, Intensity, Synergy




Rain Wheel & Drum
Availability: Nucleus, Intensity, Synergy



Touch & Play Guitar
Availability: Nucleus, Intensity, Synergy



Touch & Play Drum
Availability: Nucleus, Intensity, Synergy



Tom-Tom Drums
Availability: Nucleus, Intensity, Synergy



BB-2339 Ages 2-12
Approximately \$4,107*
2 Play Events | 8 Kid Capacity



BB-2767 Ages 2-12
Approximately \$8,889*
3 Play Events | 12 Kid Capacity



BB-2337 Ages 2-12
Approximately \$4,905*
2 Play Events | 8 Kid Capacity



BB-2336 Ages 2-12
Approximately \$4,031*
3 Play Events | 12 Kid Capacity



BB-2320 Ages 2-12
Approximately \$5,978*
2 Play Events | 8 Kid Capacity



BB-2321 Ages 2-12
Approximately \$7,841*
3 Play Events | 12 Kid Capacity

*Approximate list price. Surfacing, freight, taxes and installation are extra. Specifications and pricing subject to change without notice.
Warning: Proper safety surfacing is required under and around all play equipment to help prevent injuries from falls.



1



2



5



6

MOTION PLAY

Let's move - literally! Back and forth, round and round or up and down, motion play enhances the playground experience and challenges children to utilize their strength, coordination and balance. All of the events can be used by a single child or by a group of children for maximum playability. So grab on and enjoy with Burke's Play in Motion events!

Learn more at bciburke.com/motion



3



4



7



8

Number	Product ID	Description	Ages	Capacity	ASTM Use Zone	Price*
1	560-2579	Volta® Inclusive Spinner with Speed Limiter	2-12	9 kids	20' (6.1m) diameter	\$6,232
2	560-0457	Swift Twist Spinner	2-12	1 kid	14' (4.3m) diameter	\$1,209
3	560-2610	Spinetic® with Speed Limiter	5-12	8 kids	18' (5.5m) diameter	\$6,210
3	560-2611	Spinetic	5-12	8 kids	24' (7.4m) diameter	\$4,865
4	560-0576	REV8 Rotating Climber	5-12	25 kids	25' (7.6m) diameter	\$18,483
5	560-0532	Orbitron	5-12	8 kids	20' (6.1m) diameter	\$3,213
6	560-0538	Daisy Spinner	2-12	1 kid	14' (4.3m) diameter	\$655
7	560-2573	KidForce Spinner	2-12	1 kid	14' (4.3m) diameter	\$756
8	560-2589	Comet II	5-12	6 kids	16' (4.8m) diameter	\$1,871
not pictured	560-2586	Comet I	5-12	6 kids	16' (4.8m) diameter	\$1,871

*Approximate list price. Surfacing, freight, taxes and installation are extra. Specifications and pricing subject to change without notice. **Warning:** Proper safety surfacing is required under and around all play equipment to help prevent injuries from falls.



MOTION PLAY

Number	Product ID	Description	Ages	Capacity	ASTM Use Zone	Price*
1	550-0197	ZipVenture® Freedom	5-12	1 kid	94' x 23' (28.7m x 7.1m)	\$15,420
not pictured	550-0198	ZipVenture Freedom Add-On Bay	5-12	1 kid	94' x 34' (28.7m x 10.4m)	\$14,356
not pictured	550-0200	ZipVenture Duo	5-12	1 kid	94' x 23' (28.7m x 7.1m)	\$14,356
2	550-0199	ZipVenture Duo Add-On Bay	5-12	1 kid	94' x 34' (28.7m x 10.4m)	\$13,294
3	550-0190	75' (22.9m) ZipVenture (not accessible)	5-12	1 kid	101' x 26' (30.8m x 8m)	\$14,453
not pictured	550-0180	100' (30.5m) ZipVenture (not accessible)	5-12	1 kid	126' x 26' (38.4m x 8m)	\$14,798
4	560-0042	Inclusive Orbit	5-12	6 kids	19' (5.8m) diameter	\$11,699
5	570-2709	Orb™ Rocker	2-12	8 kids	23' x 16' (7.1m x 4.8m)	\$7,193
6	560-0562	Cruiser (requires a 16" berm, not included)	2-12	12 kids	20' x 23' (6.1m x 7.1m)	\$13,920
7	560-0044	8' (2.5m) Carousel with Speed Limiter	2-12	8 kids	20' (6.1m) diameter	\$4,985
not pictured	560-0045	6' (1.6m) Carousel with Speed Limiter	2-12	6 kids	18' (5.5m) diameter	\$4,129

*Approximate list price. Surfacing, freight, taxes and installation are extra. Specifications and pricing subject to change without notice. **Warning:** Proper safety surfacing is required under and around all play equipment to help prevent injuries from falls.



1 Turtle 570-2681

1 Bunny 570-2682

1 Raccoon 570-2692

1 Duckling 570-2696

Wasp for Tri-Rider 570-0826

Snail for Tri-Rider 570-0827

Ladybug for Tri-Rider 570-0828

ROCKERS & RIDERS

Number	Product ID	Description	Ages	Capacity	ASTM Use Zone	Price*
1	See above	Animal Rockers	2-12	1 kid	16' x 13' (4.9m x 4m)	\$1,117
2	570-0769	Motorcycle	2-12	1 kid	16' x 13' (4.9m x 4m)	\$1,258
3	570-0767	Fire Truck	2-12	2 kids	16' x 13' (4.9m x 4m)	\$1,801
4	See page 161	Themed Riders	2-12	1 kid	16' x 13' (4.9m x 4m)	\$1,258
not pictured	570-0820	Wasp Rider	2-12	1 kid	16' x 13' (4.9m x 4m)	\$1,258
not pictured	570-0821	Snail Rider	2-12	1 kid	16' x 13' (4.9m x 4m)	\$1,258
not pictured	570-0822	Ladybug Rider	2-12	1 kid	16' x 13' (4.9m x 4m)	\$1,258
not pictured	570-2671	Spring Rider Footer	N/A	N/A	N/A	\$233
not pictured	570-0016	Recycled Rubber Mat	N/A	N/A	N/A	\$182
5	570-0771	Tri-Rider	2-12	3 kids	21' (6.4m) diameter	\$4,048

TRI-RIDERS

Choose 3 Themed Riders from below to create your custom Tri-Rider!

Product ID	Description	Product ID	Description
570-0826	Wasp for Tri-Rider	570-0831	Bison for Tri-Rider
570-0827	Snail for Tri-Rider	570-0832	Horse for Tri-Rider
570-0828	Ladybug for Tri-Rider	570-0833	Police Car for Tri-Rider
570-0829	Helicopter for Tri-Rider	570-0834	Ambulance for Tri-Rider
570-0830	Bull for Tri-Rider		

* Approximate list price. Surfacing, freight, taxes and installation are extra. Specifications and pricing subject to change without notice.



1 Seahorse 570-2693

1 Unicorn 570-2694

1 Pony 570-2683

1 Dolphin 570-2695



2 Motorcycle 570-0769



3 Fire Truck 570-0767



4 Race Car 570-0766



4 Helicopter 570-0823



4 Police Car 570-0836



4 Ambulance 570-0837



4 Bull 570-0824



4 Bison 570-0825



4 Horse 570-0835

Warning: Proper safety surfacing is required under and around all play equipment to help prevent injuries from falls.



3 Standing Rocker 570-0054



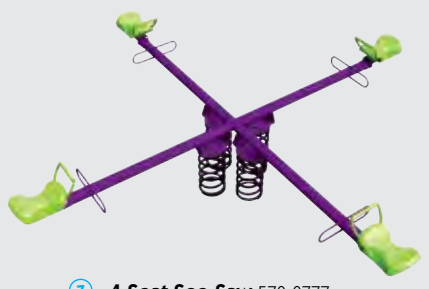
4 2 Seat Rocker 570-0055



5 2 Seat See-Saw 570-0774



6 4 Seat Rocker 570-0053



7 4 Seat See-Saw 570-0777

MOTION PLAY

Number	Product ID	Description	Ages	Capacity	ASTM Use Zone	Price*
1	570-2680	Meta Rocker	2-12	1 kid	14' x 13' (4.3m x 4m)	\$1,053
2	570-0770	Dynamic Surfer	2-12	2 kids	14' x 16' (4.3m x 4.9m)	\$1,396
3	570-0054	Standing Rocker	2-12	2 kids	15' x 21' (4.6m x 6.4m)	\$2,143
4	570-0055	2 Seat Rocker	2-12	2 kids	13' x 19' (4m x 5.8m)	\$1,708
not pictured	570-2679	2 Seat Rocker 2-5	2-5	2 kids	13' x 19' (4m x 5.8m)	\$1,708
5	570-0774	2 Seat See-Saw	2-5	2 kids	18' x 14' (5.5m x 4.3m)	\$1,470
6	570-0053	4 Seat Rocker	2-12	4 kids	13' x 22' (4m x 6.7m)	\$2,273
7	570-0777	4 Seat See-Saw	2-12	4 kids	23' x 23' (7.1m x 7.1m)	\$3,525

* Approximate list price. Surfacing, freight, taxes and installation are extra. Specifications and pricing subject to change without notice.



SWINGS THAT MOVE YOU (SEATS INCLUDED)

Number	Product ID	Description	Ages	Capacity	ASTM Use Zone	Price*
8	550-0195	AirVenture® Glider	5-12	4 kids	33' x 27' (10.1m x 8.3m)	\$5,530
not pictured	550-0196	Manufactured under US Patent No. 10,625,169 AirVenture Glider Add-On Bay**	5-12	4 kids	33' x 27' (10.1m x 8.3m)	\$6,408
9	550-0186	Volito Multi-User Swing	2-12	4 kids	30' x 27' (9.2m x 8.3m)	\$6,273
10	550-0187	Volito Add-On Bay	2-12	4 kids	30' x 27' (9.2m x 8.3m)	\$7,152
not pictured	550-0188	Volito Multi-User Swing with Stainless Steel Chains	2-12	4 kids	30' x 27' (9.2m x 8.3m)	\$6,273

Warning: Proper safety surfacing is required under and around all play equipment to help prevent injuries from falls.



NEW!



SWINGS THAT MOVE YOU (SEATS INCLUDED)

Number	Product ID	Description	Capacity	ASTM Use Zone	Price*	Quickship
1	550-9118	NEW Brava™ Universal Swing (Patent Pending)	6	22' X 27' (6.7m x 8.3m)	contact us	Quickship Not Available
Number	Product ID	Description	Beam Height	ASTM Use Zone	Price*	Quickship
2	550-9011	T-Swing with Galvanized Chains (Ages 2-5 only)**	7' (2.2m)	24' x 23' (7.3m x 7.1m)	\$1,576	Limit 3 on 10 Business days
not pictured	550-9111	T-Swing with PVC Chains (Ages 2-5 only)**	7' (2.2m)	24' x 23' (7.3m x 7.1m)	\$1,666	Limit 3 on 10 Business days
3	550-0141	Tot Swing (Ages 2-5 only)**	N/A	19' x 17' (5.8m x 5.2m)	\$1,123	Limit 3 on 10 Business days

* Approximate list price. Surfacing, freight, taxes and installation are extra. Specifications and pricing subject to change without notice.



5" Double Post Tire Swing 550-0097



5" Arch Tire Swing 550-0137

TIRE SWINGS (SEATS INCLUDED)

Product ID	Description	Beam Height	ASTM Use Zone	Price*	Quickship
550-0137	5" (12.7cm) Arch Tire Swing**	7' (2.2m)	23' x 30' (7.1m x 9.2m)	\$3,619	Limit 3 on 10 Business days
550-0138	5" (12.7cm) Arch Tire Swing Added Bay**	7' (2.2m)	N/A	\$2,604	Limit 3 on 10 Business days
550-0097	5" (12.7cm) Double Post Tire Swing	7' (2.2m)	23' x 30' (7.1m x 9.2m)	\$3,837	Quickship not available
550-0098	5" (12.7cm) Double Post Tire Swing Added Bay	7' (2.2m)	N/A	\$3,257	Quickship not available



5" Arch Swing 550-0135



5" Arch Swing with Single Seat Frame 550-0177

ARCH SWINGS (SEATS SOLD SEPARATELY)

Product ID	Description	Beam Height	ASTM Use Zone	Price*	Quickship
550-0158	3½" (8.9cm) Arch Swing	8' (2.5m)	32' x 24' (9.8m x 7.4m)	\$1,688	Limit 3 on 10 Business days
550-0159	3½" (8.9cm) Arch Swing Added Bay	8' (2.5m)	N/A	\$1,068	Limit 3 on 10 Business days
550-0135	5" (12.7cm) Arch Swing	8' (2.5m)	32' x 24' (9.8m x 7.4m)	\$2,520	Limit 3 on 10 Business days
550-0136	5" (12.7cm) Arch Swing Added Bay	8' (2.5m)	N/A	\$1,693	Limit 3 on 10 Business days
550-0177	5" (12.7cm) Arch Swing with Single Seat Frame	8' (2.5m)	32' x 20' (9.8m x 6.1m)	\$2,520	Limit 3 on 10 Business days
550-0189	5" (12.7cm) Arch Swing with Single Seat Frame Added Bay	8' (2.5m)	N/A	\$1,640	Limit 3 on 10 Business days

Choose any combination of swing seats from page 167

Warning: Proper safety surfacing is required under and around all play equipment to help prevent injuries from falls.

** Limit 3 on 10-business day Quickship.



5" Single Post Swing 550-0201



5" Single Post Swing with Single Seat Frame 550-0203

SINGLE POST SWINGS (SEATS SOLD SEPARATELY)

Product ID	Description	Beam Height	ASTM Use Zone	Price*	Quickship
550-0201	5" (12.7cm) Single Post Swing	8' (2.5m)	32' x 24' (9.8m x 7.4m)	\$1,249	Quickship not available
550-0202	5" (12.7cm) Single Post Swing Added Bay	8' (2.5m)	N/A	\$1,041	Quickship not available
550-0203	5" (12.7cm) Single Post Swing with Single Seat Frame	8' (2.5m)	32' x 20' (9.8m x 6.1m)	\$1,265	Quickship not available
550-0204	5" (12.7cm) Single Post Swing with Single Seat Frame Added Bay	8' (2.5m)	N/A	\$1,053	Quickship not available

Choose your combination of swing seats from page 167



Traditional Two-Way End Support Swing 550-0025



Traditional Three-Way End Support Swing 550-0021

TRADITIONAL SWINGS (SEATS SOLD SEPARATELY)

Product ID	Description	ASTM Use Zone	Price*	Quickship
550-0025	8' (2.5m) Traditional, Two-Way End Supports	32' x 28' (9.8m x 8.6m)	\$1,125	Limit 3 on 10 Business day
550-0023	10' (3.1m) Traditional, Two-Way End Supports	40' x 29' (12.2m x 8.9m)	\$1,187	Limit 3 on 10 Business day
550-0021	8' (2.5m) Traditional, Three-Way End Supports	32' x 33' (9.8m x 10.1m)	\$1,465	Limit 3 on 10 Business day
550-0019	10' (3.1m) Traditional, Three-Way End Supports	40' x 37' (12.2m x 11.3m)	\$1,538	Limit 3 on 10 Business day
550-0022	8' (2.5m) Traditional Added Bay	N/A	\$727	Limit 3 on 10 Business day
550-0020	10' (3.1m) Traditional Added Bay	N/A	\$761	Limit 3 on 10 Business day

Choose your combination of swing seats from page 167

SWING SEAT SELECTION

1 **Konnection® Swing Seat**
Manufactured under US Patent No. 10,617,962

Model #	Seats	Beam Height	Chains	Price*
550-0191	1	8' (2.5m)	Yes	\$1,333

Quickship not available

2 **Freedom Inclusive Swing Seat**

Model #	Seats	Beam Height	Chains	Price*
550-0171	1	8' (2.5m)	Yes	\$953
550-0172	1	8' (2.5m)	Yes-PVC	\$1,048
550-0175	2	8' (2.5m)	Yes	\$1,908
550-0176	2	8' (2.5m)	Yes-PVC	\$2,100

Quickship not available

3 **Polyethylene Seat**


Model #	Seats	Beam Height	Chains	Price*
049-0072	1	N/A	No	\$74
550-0107	1	7' (2.2m) or 8' (2.5m)	Yes	\$130
550-0108	2	7' (2.2m) or 8' (2.5m)	Yes	\$262
550-0109	1	7' (2.2m) or 8' (2.5m)	Yes-PVC	\$171
550-0110	2	7' (2.2m) or 8' (2.5m)	Yes-PVC	\$341
550-0119	1	10' (3.1m)	Yes	\$139
550-0120	2	10' (3.1m)	Yes	\$275
550-0121	1	10' (3.1m)	Yes-PVC	\$219
550-0122	2	10' (3.1m)	Yes-PVC	\$439

4 **Molded Rubber Seat**

Model #	Seats	Beam Height	Chains	Price*
018-0022	1	N/A	No	\$39
550-0103	1	7' (2.2m)	Yes	\$95
550-0104	2	7' (2.2m)	Yes	\$185
550-0105	1	7' (2.2m)	Yes-PVC	\$140
550-0106	2	7' (2.2m)	Yes-PVC	\$279
550-0111	1	8' (2.5m)	Yes	\$99
550-0112	2	8' (2.5m)	Yes	\$194
550-0113	1	8' (2.5m)	Yes-PVC	\$138
550-0114	2	8' (2.5m)	Yes-PVC	\$273
550-0115	1	10' (3.1m)	Yes	\$105
550-0116	2	10' (3.1m)	Yes	\$209
550-0117	1	10' (3.1m)	Yes-PVC	\$185
550-0118	2	10' (3.1m)	Yes-PVC	\$372

5 **Molded Rubber Tot Seat**

Model #	Seats	Beam Height	Chains	Price*
018-0025	1	N/A	No	\$177
550-0099	1	7' (2.2m) or 8' (2.5m)	Yes	\$178
550-0100	2	7' (2.2m) or 8' (2.5m)	Yes	\$354
550-0101	1	7' (2.2m) or 8' (2.5m)	Yes-PVC	\$221
550-0102	2	7' (2.2m) or 8' (2.5m)	Yes-PVC	\$443



3 No Limit on 3-business day Quickship on Polyethylene, Molded Rubber or Molded Rubber Tot Seat.

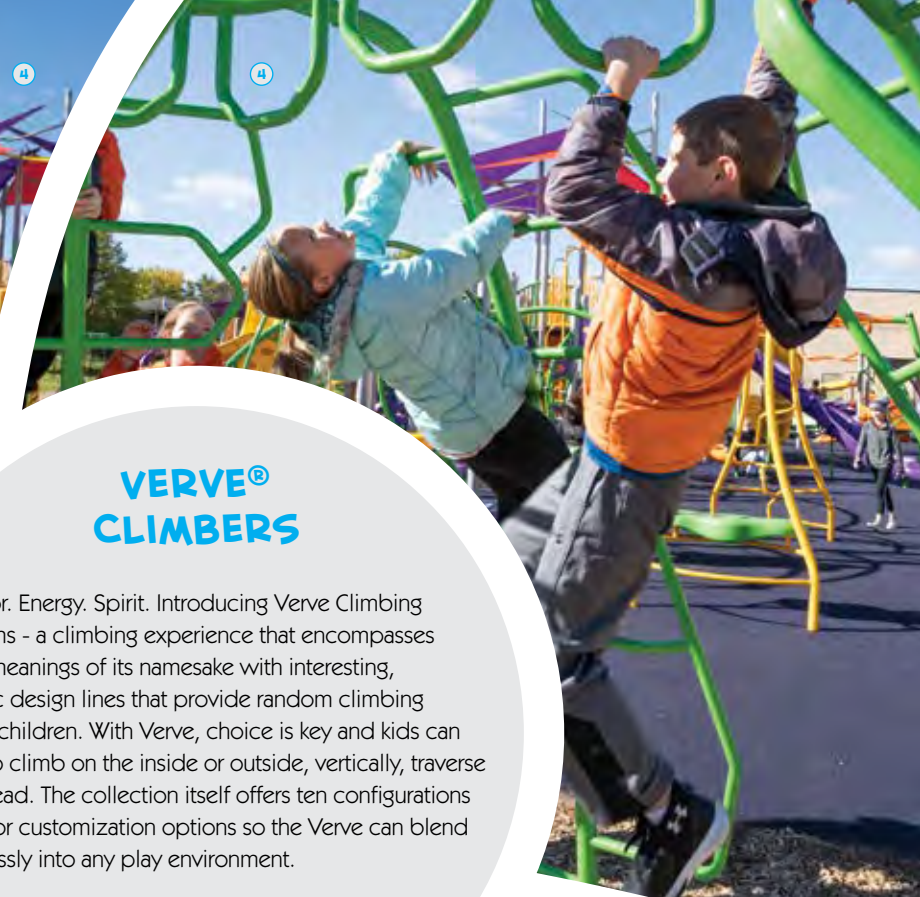
Replacement Parts

Model #	Description	Price*
009-0018	S-Hook for Swings	\$2.44
031-0033	S-Hook Closer	\$479
009-0095	Chain	\$3.34/ft.
550-0061	2 3/8" (6cm) O.D. Hanger	\$50
550-0054	3 1/2" (8.9cm) O.D. Hanger	\$95
550-0146	Swing Hanger, Anti-Wrap 3 1/2" (9cm) with Hardware - 1 Bay	\$555
550-0147	Swing Hanger, Anti-Wrap 2 3/8" (6cm) with Hardware - 1 Bay	\$509
550-0148	Swing Hanger, Anti-Wrap 3 1/2" (9cm) with Hardware	\$147
550-0149	Swing Hanger, Anti-Wrap 2 3/8" (6cm) with Hardware	\$135
046-0314	Clevis Shackles with Bolt	\$10.18
046-0291	Loctite	\$7.26
046-0297	Shackle Pendulum	\$19.91
046-0319	"H" Shackle with Bolt	\$16.26

For more information on Swing Replacement Parts contact Customer Service at 800-356-2070.

5 No Limit on 5-business day Quickship on Replacement Parts.

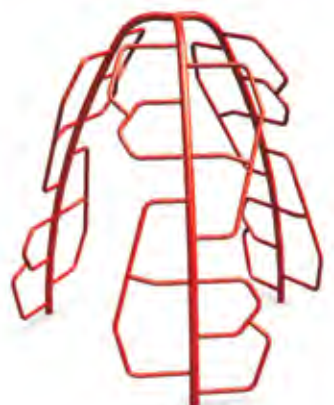




**VERVE®
CLIMBERS**

Vigor. Energy. Spirit. Introducing Verve Climbing Systems - a climbing experience that encompasses all the meanings of its namesake with interesting, energetic design lines that provide random climbing paths for children. With Verve, choice is key and kids can choose to climb on the inside or outside, vertically, traverse or overhead. The collection itself offers ten configurations and color customization options so the Verve can blend seamlessly into any play environment.

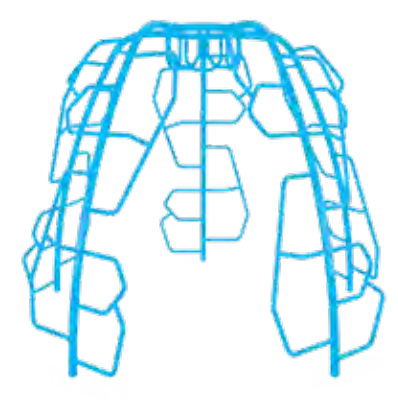
Learn more at bciburke.com/verve



1 Verve III 560-2580



2 Verve IV 560-2583



3 Verve V 560-2584



4 Verve VI 560-2581



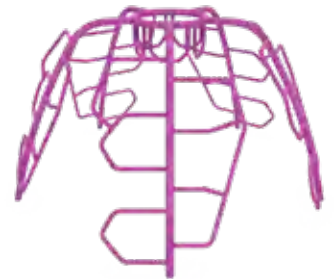
5 Verve VI Arch 560-2585



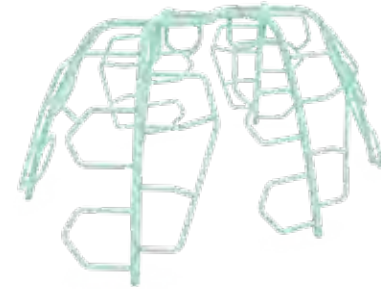
6 Verve III XS 560-2594



7 Verve IV XS 560-2593



8 Verve V XS 560-2592



9 Verve VI XS 560-2590



10 Verve VI XS Arch 560-2591

Number	Product ID	Description	Ages	Capacity	ASTM Use Zone	Price*
1	560-2580	Verve III	5-12	6 kids	20' x 21' (6.1m x 6.4m)	\$2,350
2	560-2583	Verve IV	5-12	9 kids	21' x 21' (6.4m x 6.4m)	\$3,141
3	560-2584	Verve V	5-12	13 kids	23' x 23' (7.1m x 7.1m)	\$3,956
4	560-2581	Verve VI	5-12	14 kids	24' x 24' (7.4m x 7.4m)	\$4,816
5	560-2585	Verve VI Arch	5-12	15 kids	21' x 24' (6.4m x 7.4m)	\$4,724
6	560-2594	Verve III XS	2-5 or 5-12	5 kids	19' x 19' (5.8m x 5.8m)	\$1,595
7	560-2593	Verve IV XS	2-5 or 5-12	7 kids	21' x 21' (6.4m x 6.4m)	\$2,127
8	560-2592	Verve V XS	2-5 or 5-12	11 kids	22' x 22' (6.7m x 6.7m)	\$2,925
9	560-2590	Verve VI XS	2-5 or 5-12	11 kids	24' x 24' (7.4m x 7.4m)	\$3,510
10	560-2591	Verve VI Arch XS	2-5 or 5-12	12 kids	21' x 24' (6.4m x 7.4m)	\$3,403

* Approximate list price. Surfacing, freight, taxes and installation are extra. Specifications and pricing subject to change without notice.


Warning: Proper safety surfacing is required under and around all play equipment to help prevent injuries from falls.



7 Triple Verto Climber BB-2465



8 NaturePlay Boulder - Small 560-0429



9 Ant Hill Climber 560-0572



10 Three Tree Climber 560-0001



11 Satellite Pod 560-0442



12 72" Satellite Climber 600-0056



13 Satellite Station 560-0443



14 Satellite Walk 560-0444



15 Satellite Loop 560-0445

FREESTANDING CLIMBERS

Number	Product ID	Description	Ages	Capacity	ASTM Use Zone	Price*
1	NU-2440	Trigon Tower	5-12	9 kids	19' x 19' (5.8m x 5.8m)	\$8,085
2	560-0573	Wobbly Web	2-12	10 kids	23' (7.1m) diameter	\$7,232
3	560-0430	NaturePlay Boulder - Large	5-12	22 kids	23' x 20' (7.1m x 6.1m)	\$19,231
4	370-1602	Cargo Climber	5-12	1 kid	18' x 21' (5.5m x 6.4m)	\$5,005
5	370-1603	Pipe Climber	5-12	1 kid	14' x 16' (4.3m x 4.9m)	\$1,082
6	3D-942	Sky Pods	2-12	8 kids	23' x 16' (7.1m x 4.9m)	\$3,873
7	BB-2465	Triple Verto Climber	5-12	9 kids	21' x 20' (6.4m x 6.1m)	\$7,737
8	560-0429	NaturePlay Boulder - Small	2-12	18 kids	23' x 20' (7.1m x 6.1m)	\$6,358
9	560-0572	Ant Hill Climber	2-12	6 kids	20' x 15' (6.1m x 4.6m)	\$2,177
10	560-0001	Three Tree Climber	5-12	11 kids	16' x 20' (4.9m x 6.1m)	\$2,633
11	560-0442	Satellite Pod	2-12	9 kids	18' (5.5m) diameter	\$1,699
12	600-0056	72" Satellite Climber	5-12	24 kids	20' (6.1m) diameter	\$4,321
not pictured	600-0057	48" Satellite Climber	2-12	16 kids	20' (6.1m) diameter	\$3,248
13	560-0443	Satellite Station	5-12	24 kids	19' x 24' (5.8m x 7.4m)	\$6,809
14	560-0444	Satellite Walk	5-12	30 kids	23' x 27' (7.1m x 8.3m)	\$8,515
15	560-0445	Satellite Loop	5-12	60 kids	28' x 30' (8.6m x 9.2m)	\$13,622

*Approximate list price. Surfacing, freight, taxes and installation are extra. Specifications and pricing subject to change without notice. **Warning:** Proper safety surfacing is required under and around all play equipment to help prevent injuries from falls.


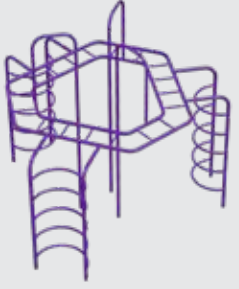




HILLSIDE SLIDES & CLIMBERS

Hillside slides and climbers bring everything that's fun and developmentally rich about sliding and climbing into a unique landscape that creates a sense of wonder and interest for children as they play! The use of these exciting elements offers designers the opportunity to be creative and utilize existing landscapes to develop a destination playspace, a pocket park or a school playground for everyone to enjoy.

Contact your Local Burke Representative to create your custom Hillside play environment!



- 
 3 Triple Wheel Deal 560-0450
- 
 4 Rally Round 560-0032
- 
 5 12' Single Kid Koaster 670-0387
- 
 6 12' Dual Kid Koaster 670-0389

FREESTANDING OVERHEAD EVENTS

Number	Product ID	Description	Ages	Capacity	ASTM Use Zone	Price*
1	560-2601	Roller Table	2-12	4 kids	23' x 15' (7.1m x 4.6m)	\$12,230
2	FIT-2830	Door Knob Jam	5-12	3 kids	23' x 16' (7.1m x 4.9m)	\$10,424
3	560-0450	Triple Wheel Deal Overhead	5-12	3 kids	16' x 21' (4.9m x 6.4m)	\$2,702
4	560-0032	Rally Round	5-12	18 kids	21' x 23' (6.4m x 7.1m)	\$2,798
5	670-0387	12' (3.7m) Single Kid Koaster	5-12	1 kid	26' x 15' (8m x 4.6m)	\$3,484
Not pictured	670-0388	18' (5.5m) Single Kid Koaster	5-12	1 kid	32' x 16' (9.8m x 4.9m)	\$3,981
6	670-0389	12' (3.7m) Dual Kid Koaster	5-12	2 kids	26' x 18' (8m x 5.5m)	\$6,319
Not pictured	670-0390	18' (5.5m) Dual Kid Koaster	5-12	2 kids	32' x 18' (9.8m x 5.5m)	\$7,313

* Approximate list price. Surfacing, freight, taxes and installation are extra. Specifications and pricing subject to change without notice.
Warning: Proper safety surfacing is required under and around all play equipment to help prevent injuries from falls.



3 NaturePlay Rock - Large
560-0556



4 NaturePlay Rock - Medium
560-0555



5 **NEW** NaturePlay Rock - Small
560-2614



6 NaturePlay Stump - Large
560-0554



7 NaturePlay Stump - Small
560-0553



NEW!

8 **NEW** NaturePlay Split Log Bench
560-2615



9 Dinosaur Fossil Dig - Small
560-0550



10 Dinosaur Fossil Dig - Large
560-0551



11 Treasure Chest
560-0557

NATUREPLAY®

Number	Product ID	Description	Ages	Capacity	Size	Price*
1	560-0559	NaturePlay Log Tunnel	2-12	3 kids	18' x 15' (5.5m x 4.6m) ASTM Use Zone	\$6,945
2	560-0552	Ladybug	2-12	1 kid	14' x 15' (4.3m x 4.6m) ASTM Use Zone	\$1,008
3	560-0556	NaturePlay Rock - Large	2-12	2 kids	17' (5.2m) diameter ASTM Use Zone	\$1,262
4	560-0555	NaturePlay Rock - Medium	2-12	1 kid	16' (4.9m) diameter ASTM Use Zone	\$757
5	560-2614	NaturePlay Rock - Small	2-12	1 kid	14' x 15' (4.3m x 4.6m) ASTM Use Zone	\$575
6	560-0554	NaturePlay Stump - Large	2-12	1 kid	16' (4.9m) diameter ASTM Use Zone	\$884
7	560-0553	NaturePlay Stump - Small	2-12	1 kid	14' x 15' (4.3m x 4.6m) ASTM Use Zone	\$757
8	560-2615	NaturePlay Split Log Bench 8" - 20"	2-12	2 kids	14' x 15' (4.3m x 4.6m) ASTM Use Zone	contact us
8	560-2616	NaturePlay Split Log Bench 24" - 36"	2-12	2 kids	14' x 15' (4.3m x 4.6m) ASTM Use Zone	contact us
9	560-0550	Dinosaur Fossil Dig - Small	2-12	4 kids	24" x 47" x 1" thick (61cm x 119.4cm x 2.6cm)	\$505
10	560-0551	Dinosaur Fossil Dig - Large	2-12	8 kids	59" x 59" x 1" thick (150cm x 150cm x 2.6cm)	\$1,389
11	560-0557	Treasure Chest	2-12	1 kid	14' x 15' (4.3m x 4.6m) ASTM Use Zone	\$1,262

* Approximate list price. Surfacing, freight, taxes and installation are extra. Specifications and pricing subject to change without notice.
Warning: Proper safety surfacing is required under and around all play equipment to help prevent injuries from falls.



1 Roller Slide 3D-2714



2 Luge Slide 3D-2713



3 Velo Slide 3D-2594



4 Velo XL Slide 3D-2737



5 Viper II Over Under 3D-1913



6 Viper III Left-Right 3D-1163



7 Rock 'N' Roll Slide 3D-2278



8 Stainless Steel Slide 3D-2134



9 Stainless Steel Wavy Slide 3D-1186

FREESTANDING SLIDES

Number	Product ID	Description	Ages	Platform Height	Capacity	ASTM Use Zone	Price*
1	3D-2714	Roller Slide	2-12	48" (1.3m)	9 kids	26' x 17' (8m x 5.2m)	\$11,225
2	3D-2713	Luge Slide	2-12	48" (1.3m)	10 kids	25' x 17' (7.6m x 5.2m)	\$4,696
3	3D-2594	Velo Slide	2-12	72" (1.9m)	8 kids	29' x 16' (8.9m x 4.9m)	\$5,527
4	3D-2737	Velo XL Slide	5-12	96" (2.5m)	11 kids	36' x 16' (11m x 4.9m)	\$7,156
5	3D-1913	Viper II Over Under	5-12	96" (2.5m)	17 kids	35' x 24' (10.7m x 7.4m)	\$11,425
6	3D-1163	Viper III Left-Right	2-12	72" (1.9m)	21 kids	23' x 32' (7.1m x 9.8m)	\$11,674
7	3D-2278	Rock 'N' Roll Slide	2-12	72" (1.9m)	8 kids	29' x 16' (8.9m x 4.9m)	\$5,331
8	3D-2134	Stainless Steel Slide	2-12	48" (1.3m)	8 kids	17' x 27' (5.2m x 8.3m)	\$4,890
9	3D-1186	Stainless Steel Wavy Slide	2-12	72" (1.9m)	8 kids	31' x 16' (9.5m x 4.9m)	\$6,493

CONTACT YOUR LOCAL BURKE REPRESENTATIVE FOR ADDITIONAL FREESTANDING SLIDE OPTIONS.

* Approximate list price. Surfacing, freight, taxes and installation are extra. Specifications and pricing subject to change without notice.
Warning: Proper safety surfacing is required under and around all play equipment to help prevent injuries from falls.

TUNNELS, PODS & BALANCE BEAMS

Number	Product ID	Description	Ages	Capacity	ASTM Use Zone	Price*
10	580-1357	S Tunnel (30" diameter)	2-12	4 kids	18' x 18' (5.5m x 5.5m)	\$2,381
11	580-1360	Arch Tunnel (30" diameter)	2-12	2 kids	16' x 18' (4.9m x 5.5m)	\$3,209
12	560-0459	Dynamic Pad	2-12	2 kids	14' x 16' (4.3m x 4.9m)	\$633
13	560-0453	8" - 16" Step Spot Pod	2-12	1 kid	14' (4.3m) diameter	\$298
not pictured	560-0458	20" - 30" Step Spot Pod	5-12	1 kid	14' (4.3m) diameter	\$298
14	560-0448	Hop Spot Pod	5-12	1 kid	14' (4.3m) diameter	\$459
15	370-1604	Balance Challenge	2-12	2 kids	23' x 13' (7m x 4m)	\$1,446
not pictured	590-0393	Z Balance Beam	2-12	4 kids	20' x 17' (6.1m x 5.2m)	\$582
not pictured	590-0392	S Balance Beam	2-12	4 kids	15' x 23' (4.6m x 7m)	\$625
not pictured	590-0390	Straight Balance Beam	2-12	4 kids	25' x 13' (7.7m x 4m)	\$521
16	BB-3004	NEW Serenity Spot	2-12	2 kids	15' x 17' (4.6m x 5.2m)	\$6,688



10 S Tunnel 580-1357



11 Arch Tunnel 580-1360



12 Dynamic Pad 560-0459



13 Step Spot Pod 560-0453



14 Hop Spot Pod 560-0448



NEW!



NEW!



SENSORY & EXPLORATION STATIONS

Research-based and designed to enhance growth in children ages 6-23 months, the Discovery and Exploration Stations are the perfect way to bring play to the youngest of community members. With sensory rich games, learning opportunities and places to play both parallel and cooperatively, these pieces are an ideal avenue to encourage child development through play and make learning fun!

Learn more at bciburke.com/stations

NEW!



PLAYHOUSE

Number	Product ID	Description	Ages	Capacity	Play Features	ASTM Use Zone	Price*
not pictured	580-1373	PlayHouse	2-12	8 kids	14 features	N/A	\$5,175
1	BB-3034	PlayHouse with Tunnel & Fence	2-12	10 kids	16 features	N/A	\$6,495
not pictured	BB-3035	PlayHouse with Tunnel	2-12	8 kids	15 features	N/A	\$6,210

SENSORY & EXPLORATION STATIONS

Number	Product ID	Description	Ages	Capacity	Play Features	ASTM Use Zone	Price*
2	580-1371	Sensory Station™	6-23 months	8 kids	10 features	N/A	\$4,658
2	580-1366	Portable Sensory Station	6-23 months	8 kids	10 features	N/A	\$4,399
3	580-1372	Exploration Station™	6-23 months	8 kids	11 features	18.5' x 17.2' (5.7m x 5.3)	\$3,364
3	580-1367	Portable Exploration Station	6-23 months	8 kids	11 features	18.5' x 17.2' (5.7m x 5.3)	\$3,105

* Approximate list price. Surfacing, freight, taxes and installation are extra. Specifications and pricing subject to change without notice.
Warning: Proper safety surfacing is required under and around all play equipment to help prevent injuries from falls.



NEW!



NEW!



PLAY THAT MOVES YOUR IMAGINATION!

Number	Product ID	Description	Ages	Capacity	Play Features	ASTM Use Zone	Price*
1	580-1369	Fire House Discovery Station™	2-5	10 kids	10 features	N/A	\$3,105
2	580-1368	Doctor's Office Discovery Station	2-5	10 kids	10 features	N/A	\$2,898
3	580-1365	Market Discovery Station	2-5	10 kids	10 features	N/A	\$3,105
4	580-1292	Drive Thru with Fun Phone	2-12	4 kids	2 features	N/A	\$1,999
not pictured	580-1293	Drive Thru	2-12	2 kids	1 feature	N/A	\$1,396
5	580-1289	Gas Station	2-12	2 kids	1 feature	N/A	\$1,242
6	580-0319	Burke Express Engine**	2-12	10 kids	5 features	16' x 21' (4.9m x 6.4m) ASTM Use Zone	\$7,815
7	580-0321	Burke Express Tanker	2-12	4 kids	2 features	16' x 18' (4.9m x 5.5m) ASTM Use Zone	\$2,893
8	580-0320	Burke Express Dining Car**	2-12	6 kids	5 features	16' x 17' (4.9m x 5.2m) ASTM Use Zone	\$5,415
not pictured	580-0322	Burke Express Sandbox Car**	2-12	10 kids	6 features	16' x 18' (4.9m x 5.5m) ASTM Use Zone	\$5,618



Stop Sign
580-0308 | \$171*



Yield Sign
580-0309 | \$171*



Speed Limit Sign
580-0310 | \$171*



PLAY THAT MOVES YOUR SENSES!

Number	Product ID	Description	Ages	Capacity	Play Features	Size	Price*
1	580-0289	Turtle Top**	2-12	20 kids	1 feature	N/A	\$5,312
2	580-0317	Under Sea Paint Center	2-12	4 kids	1 feature	4' wide x 5' tall (1.3m wide x 1.6m tall)	\$1,324
3	580-0166	Theater Paint Center	2-12	4 kids	1 feature	4' wide x 5' tall (1.3m wide x 1.6m tall)	\$1,324
4	580-0318	Theater Puppet Show	2-12	4 kids	1 feature	4' wide x 5' tall (1.3m wide x 1.6m tall)	\$1,324
5	580-0230	Three Drum Table	2-12	6 kids	3 features	3' x 5' (1m x 1.6m) ASTM Use Zone	\$1,307
6	580-0231	Single Drum Table	2-12	2 kids	1 feature	2' x 2' (0.6m x 0.6m) ASTM Use Zone	\$530
7	590-0063	Little Digger ADAAG †	2-12	1 kid	1 feature	18' x 18' (5.5m x 5.5m) ASTM Use Zone	\$729
8	590-0064	Little Digger †	2-12	1 kid	1 feature	18' x 18' (5.5m x 5.5m) ASTM Use Zone	\$758
9	580-1019	Rotating Sand Table	2-12	6 kids	3 features	3' x 3' (1m x 1m) ASTM Use Zone	\$1,237
10	580-0280	Single Sand or Water Table	2-12	8 kids	1 feature	4' x 4' x 25" tall (1.3m x 1.3m x 0.7m tall)	\$1,459
11	580-1290	Double Sand & Water Center	2-12	14 kids	3 features	4' x 8' x 25" tall (1.3m x 2.5m x 0.7m tall)	\$3,372
12	580-1291	Triple Sand & Water Center	2-12	18 kids	5 features	4' x 12' x 25" tall (1.3m x 3.7m x 0.7m tall)	\$5,677

**StoneBorders included, sand sold separately. † We recommend accessible pathways so all children can access the Little Diggers.



4 Theater Puppet Show 580-0318



6 Single Drum Table 580-0231




12 Triple Sand & Water Center 580-1291

BURKE FITNESS

Meet ELEVATE, ACTIVATE and INVIGORATE, Burke's Outdoor Fitness Collections that combine physical fitness with time spent outdoors. The ELEVATE Fitness Course, ACTIVATE Fitness Circuit and INVIGORATE Dynamic Fitness products challenge your body in healthy ways and allow people of all ages, with different fitness levels to work out in the same space as they advance their strength, agility and balance together.

Learn more at bciburke.com/fitness




ELEVATE® FITNESS COURSE

ELEVATE Fitness Course offers an exciting way to gain and maintain fitness, train for specific events or sports and just enjoy time outside with friends, family and neighbors. Burke offers six pre-designed courses that fit into a variety of budgets and spaces. Start ELEVATING your fitness today! See page 186



ACTIVATE® FITNESS CIRCUIT

ACTIVATE Fitness Circuit presents an opportunity for something more. Designed to take your workout outside, the circuit provides everything you need for an entire body workout, including strength, cardiovascular, balance and agility. ACTIVATE Fitness Circuit is designed to be in a collection or placed along a trail. See page 188



INVIGORATE® DYNAMIC FITNESS

INVIGORATE Dynamic Fitness brings fitness outdoors and makes it more fun, more social and more invigorating! Add one or all four of these new Burke Fitness options to your outdoor fitness space and see how the option to exercise outside changes your community. See page 190



DOWNLOAD OUR APP!

Download the Burke Fitness app to watch instructional videos, explore our 360° virtual tours and log your workouts!



Warning: ASTM F3101-15 requires appropriate safety surfacing under fitness equipment. Contact your local Burke Representative for more information.

Apple and the Apple logo are trademarks of Apple Inc., registered in the U.S. and other countries. App Store is a service mark of Apple Inc., registered in the U.S. and other countries. Google Play and the Google Play logo are trademarks of Google Inc.



Custom Turf design shown. Contact your local Burke Representative for more information.



Wall Clinger (above)



Mighty Max (below)



Summit Bridge (below)



Lava Leap (below)



Door Knob Jam (below)

ELEVATE FITNESS COURSE						
Number	Product ID	Ages	Obstacles	Capacity	ASTM Use Zone	Price*
1	FIT-2628	5-12 and 13+	11	33 people	51' x 80' (15.6m x 24.4m)	\$89,300
2	FIT-2629	5-12 and 13+	11	37 people	72' x 58' (22m x 17.7m)	\$66,400
3	FIT-2631	5-12 and 13+	7	24 people	17' x 85' (5.2m x 26m)	\$59,500
4	FIT-2632	5-12 and 13+	7	24 people	35' x 80' (10.7m x 24.4m)	\$59,800
5	FIT-2769	5-12 and 13+	4	6 people	17' x 85' (5.2m x 26m)	\$20,200





NEW!



ACTIVATE FITNESS CIRCUIT

Number	Product ID	Description	Ages	Events	Capacity	ASTM Use Zone	Price*
1	FIT-2676	ACTIVATE Fitness Circuit	13+	10	11 people	45' x 32' (13.7m x 9.8m)	\$20,700
2	FIT-3037	NEW Bionic Balance™	13+	1	1 person	20' x 20" (6.1m x 6.1m)	\$809
3	FIT-2678	ACTIVATE Fitness Circuit	13+	7	8 people	25' x 24' (7.6m x 7.4m)	\$12,200
4	FIT-2636	ACTIVATE Fitness Circuit	13+	15	19 people	43' x 68' (13.1m x 20.8m)	\$39,000
5	FIT-2675	Core N' More	13+	4	5 people	28' x 20' (8.6m x 6.1m)	\$8,063
6	FIT-2673	Core Challenge	13+	3	4 people	21' x 18' (6.4m x 5.5m)	\$6,302
7	FIT-2646	Balance Challenge	13+	1	2 people	24' x 14' (7.4m x 4.3m)	\$1,723
8	FIT-2641	High Stepper	13+	1	1 person	17' x 11' (5.2m x 3.4m)	\$4,229
9	FIT-2681	Push N' Lift	13+	2	2 people	20' x 17' (6.1m x 5.2m)	\$4,764
10	FIT-2682	Triple P	13+	3	3 people	27' x 19' (8.3m x 5.8m)	\$6,832

Instructional Signs Included

* Approximate list price. Surfacing, freight, taxes and installation are extra. Specifications and pricing subject to change without notice.
Warning: ASTM F3101-15 requires appropriate safety surfacing under fitness equipment. Contact your local Burke Representative for more information.



**PLACE ACTIVATE AND INVIGORATE
EVENTS ALONG A FITNESS TRAIL!**

INVIGORATE DYNAMIC FITNESS

Number	Product ID	Description	Ages	Capacity	ASTM Use Zone	Price*
1	FIT-2923	INVIGORATE Elliptical	13+	1 person	15' x 11' (4.6m x 3.4m)	\$4,314
2	FIT-2925	INVIGORATE Strider	13+	1 person	11' x 11' (3.4m x 3.4m)	\$3,641
3	FIT-2924	INVIGORATE Chest Press	13+	1 person	11' x 9' (3.4m x 2.8m)	\$3,279
4	FIT-2922	INVIGORATE Recumbent Bike	13+	1 person	11' x 10' (3.4m x 3.1m)	\$3,123

Instructional Signs Included

* Approximate list price. Surfacing, freight, taxes and installation are extra. Specifications and pricing subject to change without notice.
Warning: ASTM F3101-15 requires appropriate safety surfacing under fitness equipment. Contact your local Burke Representative for more information.

SITE AMENITIES & SPORTS

Burke offers a full line of site amenities and sports equipment that adds value, comfort and fun to any playground, park, school, recreation or outdoor fitness area. A variety of Playful Furniture, PVC Coated Steel, Wood or Recycled Plastic amenities are available to enhance every environment and help communities create the best places to learn, grow, move, engage and develop.

Learn more at bciburke.com/recreation



NOVO PLAYFUL FURNITURE

Novo Playful Furniture combines form and function to create fun and creative site amenities that can be seamlessly integrated into play areas or used as part of an outdoor classroom. Put the “play” back into site amenities with Novo! **See page 194**



PARK & SITE AMENITIES

Burke offers a full line of park and site amenities that will add value and comfort to any playground, park, school or outdoor public area. A variety of Playful Furniture, PVC-Coated Steel, Wood or Recycled Plastic amenities are available for every environment. **See page 198**



SPORTS EQUIPMENT

Engage people of all ages with sports equipment that ranges from traditional basketball and soccer to the new Gaga Ball Pit from Burke! **See page 202**



PLAYGROUND SIGNS

Signs can be used to promote safety, communicate rules, tell a story or thank the people and organizations that made your amazing play environment possible. Whatever you choose, Burke can provide it with signage that both looks good and communicates your message! **See page 203**

NOVO® PLAYFUL FURNITURE

What if we could put the “play” back into playground furniture? What if we could create a category of multi-purpose site amenities that can be used in all NEW ways? Novo Playful Furniture is that category and the time is now. Novo combines form and function to create fun and creative site amenities that can be seamlessly integrated into play areas or used as part of an outdoor classroom. Whatever you decide to do while using Novo, you will be promoting socialization and multi-generational interaction.

Learn more at bciburke.com/novo



Number	Product ID	Description	Capacity	ASTM Use Zone	Price*
1	580-1319	Novo Teardrop Counter Climber (Benches/Stools sold separately) <i>Manufactured under US Patent No. D871,813</i>	5 people	20' x 15' (6.1m x 4.6m)	\$1,289
2	580-1313	Novo Table ADAAG (Arc Benches included)	7 people	N/A	\$2,668
3	580-1341	Novo Table (Arc Benches included)	9 people	N/A	\$3,168
4	580-1312	Novo Arc Bench	2 people	14' x 15' (4.3m x 4.6m)	\$500
5	580-1346	Novo Combo Table (Benches/Stools sold separately)	7 people	16' x 21' (4.9m x 6.4m)	\$2,479
6	580-1318	Novo Arc Stool	2 people	15' x 14' (4.6m x 4.3m)	\$756
7	580-1314	Novo Bench	3 people	N/A	\$1,890

* Approximate list price. Surfacing, freight, taxes and installation are extra. Specifications and pricing subject to change without notice.
Warning: Proper safety surfacing is required under and around all play equipment to help prevent injuries from falls.



NOVO® PLAYFUL FURNITURE

Number	Product ID	Description	Capacity	ASTM Use Zone	Price
1	580-1356	Lil' Novo Bean Table (Benches sold separately)	5 kids	17' x 14' (5.2m x 4.3m)	\$828
2	580-1355	Lil' Novo Bean Bench	1 kid	14' x 13' (4.3m x 4m)	\$254
3	contact us	Novo Litter Container**	N/A	N/A	Contact us
4	588-1324	Novo Bike Rack	2 bikes	N/A	\$317
4	580-1324	Novo Bike Rack with Footer	2 bikes	N/A	\$433
5	588-1340	Novo Arch Bike Rack	2 bikes	N/A	\$199
5	580-1340	Novo Arch Bike Rack with Footer	2 bikes	N/A	\$321
6	580-1338	Novo ClubHouse BenchClimb	4 people	15' x 15' (4.6m x 4.6m)	\$1,807
7	580-1342	Novo Mod BenchClimb	4 people	15' x 15' (4.6m x 4.6m)	\$1,807
8	580-1339	Novo HyLo Climb	4 kids	19' x 13' (5.8m x 4m)	\$2,335
9	580-1322	Novo HyLo BenchClimb	4 kids	19' x 15' (5.8m x 4.6m)	\$2,780



**Available portable or stationary with dome or flat covers.

* Approximate list price. Surfacing, freight, taxes and installation are extra. Specifications and pricing subject to change without notice.
Warning: Proper safety surfacing is required under and around all play equipment to help prevent injuries from falls.



Tot Table




Litter Container with Metal Dome Cover



Sit-A-Round Table



Buddy Bench




Table



Bench



Memorial Bench



Monogrammed Bench



Personalized Bench



Backless Bench



ADAAG Table



Litter Container Plastic Dome Cover



Litter Container Flat Cover

TRADITIONAL SERIES SITE AMENITIES

Portable	Stationary	Surface Mount	Description	Price*
580-0330	580-0329	580-0331	6' (1.9m) Memorial Bench	\$656
580-0176	N/A	N/A	6' (1.9m) Table	\$1,003
580-1013	N/A	N/A	8' (2.5m) Table	\$1,172
580-1010	N/A	N/A	6' (1.9m) Tot Table	\$837
580-0177	N/A	N/A	Sit-A-Round Table	\$1,186
580-1012	N/A	N/A	8' (2.5m) ADAAG Table (2 Wheelchairs)	\$1,073
580-0226	N/A	N/A	8' (2.5m) ADAAG Table (1 Wheelchair)	\$1,116
580-0173	580-0172	580-0190	6' (1.9m) Bench	\$551
580-0175	580-0174	580-0193	8' (2.5m) Bench	\$643
580-0192	580-1008	580-0191	6' (1.9m) Backless Bench	\$362
580-0195	580-1009	580-0194	8' (2.5m) Backless Bench	\$389

Quickship
Quickship not available
Limit 5 on 10 Business days on Portable or Stationary
Limit 5 on 10 Business days on Portable or Stationary
Limit 5 on 10 Business days on Portable or Stationary
Limit 5 on 10 Business days on Portable or Stationary
Limit 5 on 10 Business days on Portable or Stationary
Limit 5 on 10 Business days on Portable or Stationary
Limit 5 on 10 Business days on Portable or Stationary
Limit 5 on 10 Business days on Portable or Stationary
Limit 5 on 10 Business days on Portable or Stationary
Limit 5 on 10 Business days on Portable or Stationary

Portable	Stationary	Surface Mount
580-0205	580-0204	580-0203
580-0208	580-0207	580-0206
580-0199	580-0198	580-0197
580-0202	580-0201	580-0200
580-1306	580-1305	580-1304
580-1309	580-1308	580-1307

Description	Price*
6' (1.9m) Personalized Bench	\$1,046 + \$75 set up
8' (2.5m) Personalized Bench	\$1,186 + \$75 set up
6' (1.9m) Monogrammed Bench	\$975 + \$75 set up
8' (2.5m) Monogrammed Bench	\$1,073 + \$75 set up
6' (1.9m) Buddy Bench	\$975
8' (2.5m) Buddy Bench	\$1,073

Quickship
Quickship not available
Quickship not available
Quickship not available
Quickship not available
Limit 2 on 10 Business days
Limit 2 on 10 Business days

Traditional Series Site Amenities Color Selection:	
Green	Blue
Red	Tan
Brown	Black

Portable	Stationary
580-0181: \$453	580-0184: \$494
580-0179: \$347	580-0182: \$389
580-0188: \$460	580-0189: \$503
580-0180: \$474	580-0183: \$515

Description
32 (121.2L) Gallon Litter Container with Flat Cover
32 (121.2L) Gallon Litter Container without Cover
32 (121.2L) Gallon Litter Container with Plastic Dome Cover
32 (121.2L) Gallon Litter Container with Metal Dome

Quickship
Limit 5 on 10 Business days
Limit 5 on 10 Business days
Limit 5 on 10 Business days

RECYCLED PLASTIC SITE AMENITIES

Product ID	Description	Size	Price*
580-0091	Recycled Plastic Table	6' (1.9m)	\$1,135
580-0094	ADAAG Recycled Plastic Table	8' (2.5m)	\$1,246
580-0010	Recycled Plastic Bench	6' (1.9m)	\$546
580-0298	ClubHouse Recycled Plastic Litter Container	20 Gallon (75.7L)	\$818
580-0109	Dome Cover for ClubHouse Litter Container	N/A	\$156

Q5 No Limit on 5-business day Quickship on Replacement Parts.



PRESSURE TREATED & NATURAL PINE SITE AMENITIES



Product ID	Description	Size	Frame	Price*	Quickship
580-0156	ADAAG Pressure Treated Pine Table	8' (2.5m)	2 3/8" (6cm) O.D.	\$646	Limit 5 on 10 Business days
580-0157	Pressure Treated Pine Table	6' (1.9m)	2 3/8" (6cm) O.D.	\$622	Limit 5 on 10 Business days
580-0158	Pressure Treated Pine Table	6' (1.9m)	1 5/8" (4.2cm) O.D.	\$530	Limit 5 on 10 Business days
580-0161	Pressure Treated Pine Table	8' (2.5m)	2 3/8" (6cm) O.D.	\$646	Limit 5 on 10 Business days
580-0162	Pressure Treated Pine Table	8' (2.5m)	1 5/8" (4.2cm) O.D.	\$593	Limit 5 on 10 Business days
580-0159	Pressure Treated Pine Pedestal Table	6' (1.9m)	2 3/8" (6cm) O.D.	\$780	Quickship not available
580-0160	Pressure Treated Pine Sit-A-Round Table	N/A	2 3/8" (6cm) O.D.	\$767	Limit 5 on 10 Business days
580-0153	Pressure Treated Pine Bench	6' (1.9m)	N/A	\$338	Limit 5 on 10 Business days
580-0154	Pressure Treated Pine Multi-Use Bench	6' (1.9m)	N/A	\$288	Limit 5 on 10 Business days
580-0163	Portable Pressure Treated Pine Litter Container	20 Gallon (75.7L)	N/A	\$444	Limit 5 on 10 Business days
580-0073	Natural Pine Table	6' (1.9m)	2 3/8" (6cm) O.D.	\$552	Limit 5 on 10 Business days
580-0087	ADAAG Natural Pine Table	8' (2.5m)	2 3/8" (6cm) O.D.	\$703	Quickship not available
580-0004	Natural Pine Stationary Bench	6' (1.9m)	N/A	\$317	Limit 5 on 10 Business days
580-0136	Natural Pine Portable Bench	6' (1.9m)	N/A	\$365	Limit 5 on 10 Business days



Contemporary Bike Rack



Double Face Extra Heavy Duty Bike Rack



Single Face Extra Heavy Duty Bike Rack

TRADITIONAL BIKE RACKS

Product ID	Description	Size	Capacity	Price*	Quickship
580-0118	Stationary Galvanized Single Face Extra Heavy Duty Bike Rack	10' (3.1m)	10 bikes	\$634	Limit 5 on 5 Business days
580-0120	Portable Galvanized Single Face Extra Heavy Duty Bike Rack	10' (3.1m)	10 bikes	\$681	Limit 5 on 5 Business days
580-0110	Stationary Galvanized Double Face Extra Heavy Duty Bike Rack	10' (3.1m)	20 bikes	\$662	Limit 5 on 5 Business days
580-0112	Portable Galvanized Double Face Extra Heavy Duty Bike Rack	10' (3.1m)	20 bikes	\$709	Limit 5 on 5 Business days

CONTEMPORARY BIKE RACKS

Product ID	Description	Size	Capacity	Price*	Quickship
580-0130	Stationary Contemporary Bike Rack	7'4" (2.3m)	16 bikes	\$589	Limit 5 on 5 Business days
580-0131	Stationary Contemporary Bike Rack	5'4" (1.7m)	12 bikes	\$542	Limit 5 on 5 Business days



GRILLS

Product ID	Description	Size	Price*	Quickship
580-0098	One-Piece Adjustable Single Grill	234 in ² (0.2m ²) Surface Area	\$285	Limit 5 on 5 Business days
580-0099	Double Wide Grill	534 in ² (0.4m ²) Surface Area	\$479	Limit 5 on 5 Business days

FREESTANDING SHADE

Featuring EZTension Quick Release System
Posts Included

Product ID	Description	Entry Height	Price*
560-2608	12' x 12' Freestanding Shade	10' (3.1m)	\$5,172
560-2609	12' x 12' Freestanding Shade	8' (2.5m)	\$5,172
560-2606	15' x 15' Freestanding Shade	10' (3.1m)	\$5,582
560-2607	15' x 15' Freestanding Shade	8' (2.5m)	\$5,582

NEW HAND SANITIZER STATIONS

Product ID	Description	Language	Price*
580-1377	Hand Sanitizer Station (In-Ground)	English/Spanish	\$309
580-1378	Hand Sanitizer Station (Portable)	English/Spanish	\$361
580-1379	Hand Sanitizer Station (In-Ground)	English/French	\$309
580-1380	Hand Sanitizer Station (Portable)	English/French	\$361

Please Note: Hand sanitizer dispenser is not included. Compatible with most touch free, adhesive back and screw on dispensers. Dimensions of dispenser must be less than 6 3/4" wide, 4 3/4" deep, 12" tall.



NEW!



*Approximate list price. Surfacing, freight, taxes and installation are extra. Specifications and pricing subject to change without notice.



SIGNAGE

Signs can be used to promote safety, communicate rules, tell a story or thank the people and organizations that made your amazing play environment possible. Whatever you choose, Burke can provide it with signage that both looks good and communicates your message!

Learn more at bciburke.com/signs

GAGA BALL



Product ID	Description	Capacity	Price*	Quickship
590-0077	GaGa Ball Pit	30-35 people	\$3,924	Quickship not available
590-0078	Custom GaGa Ball Pit (shown above)	30-35 people	\$4,137	Quickship not available
BB-3036	NEW GaGa Ball Pit - Accessible	30-35 people	\$4,166	Quickship not available
BB-3008	NEW GaGa Ball Pit with Rules Panel	30-35 people	\$4,125	Quickship not available

BASKETBALL PACKAGES - Includes post, backboard, goal with double rim and nylon net.



Product ID	Description	Post	Backboard	Extension	Price*	Quickship
590-0038	Package 1	4 1/2" (11.5cm) O.D.	Rectangular	4' (1.3m)	\$2,179	Limit 5 on 10 business day
590-0039	Package 2	5 9/16" (14.2cm) O.D.	Rectangular	6' (1.9m)	\$3,449	Limit 5 on 10 business day
590-0040	Package 3	4 1/2" (11.5cm) O.D.	Fan	4' (1.3m)	\$1,701	Limit 5 on 10 business day
590-0041	Package 4	5 9/16" (14.2cm) O.D.	Fan	6' (1.9m)	\$2,962	Limit 5 on 10 business day

Backboard attachment frame and hardware included with rectangular backboard packages.

BASKETBALL ACCESSORIES



Product ID	Description	Price*	Quickship
590-0026	4 1/2" (11.5cm) O.D. Upright Only - 4' (1.3m) Extension	\$760 each	Quickship not available
590-0027	5 9/16" (14.2cm) O.D. Upright Only - 6' (1.9m) Extension	\$2,022 each	Quickship not available
590-0028	Rectangular Backboard Attachment Frame with Hardware	\$373 each	Quickship not available
046-0037	Nylon Net	\$25.23 each	Limit 5 on 5 business day
046-0036	Chain Net	\$41 each	Limit 5 on 5 business day
046-0367	Backboard Shooters Square Decal	\$125 each	Limit 5 on 5 business day

SPORTS & RECREATION EQUIPMENT



Product ID	Description	Price*	Quickship
590-0062	Funnel Ball®	\$987	Limit 3 on 5 business day
590-0034	Funnel Ball Sleeve (For Removable Installation)	\$160	Limit 3 on 5 business day
590-0003	Tetherball	\$289	Limit 3 on 5 business day
046-0029	Tetherball Replacement Ball & Cord	\$84	Limit 3 on 5 business day
590-0011	Permanent Soccer Goal	\$3,762 pair	Quickship not available
590-0012	Portable Soccer Goal	\$3,963 pair	Quickship not available
590-0076	Nylon Soccer Net	\$645 pair	Quickship not available
590-0009	Volleyball Posts	\$441 pair	Quickship not available
018-0368	3' x 32' Volleyball Net (1m x 9.8m)	\$178	Quickship not available

* Approximate list price. Surfacing, freight, taxes and installation are extra. Specifications and pricing subject to change without notice.

Number	Product ID	Description	Price*
Not pictured	580-1317	Novo Welcome Sign (ages 2-5)**	\$316
1	580-1315	Novo Welcome Sign (ages 5-12)**	\$316
Not pictured	580-1316	Novo Welcome Sign (ages 2-12)**	\$316
Not pictured	580-1310	Novo Custom Sign - Single	\$527
2	580-1311	Novo Custom Sign - Double	\$917
3	580-1302	2-Sided Full Color Custom Sign	\$632
Not pictured	580-1297	2-Sided Full Color Welcome Sign (ages 6-23 months)**	\$574
Not pictured	580-1296	2-Sided Full Color Welcome Sign (ages 2-5)**	\$574
4	580-1294	2-Sided Full Color Welcome Sign (ages 5-12)**	\$574
Not pictured	580-1295	2-Sided Full Color Welcome Sign (ages 2-12)**	\$574
5	NU-1490	Custom Routed Arch Sign	\$2,239

**Contains ASTM required content.



SAFETY SURFACING

At Burke, we offer great surfacing solutions to help keep your kids safer while providing an attractive, accessible playground site. Burke Turf® and Burke Tiles are eco-friendly, extremely-durable and look great!

Learn more at bciburke.com/surfacing



BURKE TURF®

Burke Turf combines rugged durability with softness and beauty to create the perfect surface for sports, fitness and playground areas. Offering ease of access, Burke Turf helps children of all abilities move freely throughout the playspace. Below the surface you'll find a soft infill that is silica-based, anti-microbial, and provides a long-lasting, healthy play environment. A shock and drainage pad provides shock absorption and impact protection from falls – the most common source of serious playground injuries. Burke Turf conforms to the latest CPSC, ASTM, and ADAAG standards for impact attenuation and accessibility.



BURKE TILES

Burke Tiles are eco-friendly, simple to maintain and provide full accessibility so all children can play together. Available in an array of colors, tiles can be arranged into patterns that enhance the design or theme of the playspace and help children stay safe while having fun and reaping the benefits from play.



POURED-IN-PLACE

Poured-In-Place Rubber Surfacing is an excellent option for playgrounds of all sizes! It provides accessibility for children and families of all abilities, complements any color scheme with a variety of color options and has a low maintenance cost! **Contact your local Burke Representative for more information.**



ENGINEERED WOOD FIBER

Engineered wood fiber is an economical playground surfacing that is used in many playground spaces because of its high impact absorbing qualities yet firm, slip resistant surface that, if properly installed, will meet accessibility guidelines and keep your kids safer as they play. **Contact your local Burke Representative for more information.**

Warning: Proper safety surfacing is required under and around all play equipment to help prevent injuries from falls.



Play Mat



StoneBorders - The highest quality borders in the industry backed by Burke's 15-year Generations Warranty.

STONEBORDERS

Product ID	Size	Description	Price*	Quickship
046-0366	8" x 4' (20.4cm x 1.3m)	8" StoneBorders with one 30" (76.2cm) Drive Pin	\$41 each	Limit 5 on 5 Business days
046-0053	12" x 6' (30.5cm x 1.9m)	12" StoneBorders with two 30" (76.2cm) Drive Pins	\$73 each	Limit 5 on 5 Business days
580-0150	6' x 6' (1.9m x 1.9m)	6' x 6' StoneBorder Sandbox or Planter	\$339	Limit 5 on 5 Business days
580-0151	12' x 6' (3.7m x 1.9m)	12' x 6' StoneBorder Sandbox or Planter	\$512	Limit 5 on 5 Business days
580-0152	12' x 12' (3.7m x 3.7m)	12' x 12' StoneBorder Sandbox or Planter	\$683	Limit 5 on 5 Business days
046-0153	48" x 66" (1.3m x 1.7m)	StoneBorder Wheelchair Access Ramp	\$1,110	Quickship not available
046-0054	N/A	StoneBorder Plug	\$29	Limit 5 on 5 Business days
046-0055	N/A	12" (30.5cm) StoneBorder End Cap	\$63	Limit 5 on 5 Business days
046-0056	N/A	30" (76.2cm) Drive Pin	\$16.85	Limit 5 on 5 Business days
046-0368	N/A	8" x 4' (20.4cm x 1.3m) StoneBorder Connector	\$24.70	Limit 5 on 5 Business days
046-0380	N/A	4' (1.3m) StoneBorder End Cap	\$25.79	Limit 5 on 5 Business days

NEW PLAY MATS

Product ID	Description	Size	Price*
046-0536	Play Mat	36" x 60" x 2" (91.5cm x 152.4cm x 5.1cm)	\$166
052-0034	Round Play Mat 8'	8' diameter x 2" (2.5m x 5.08cm)	\$591
052-0035	Round Play Mat 6'	6' diameter x 2" (1.9m x 5.08cm)	\$342

* Approximate list price. Surfacing, freight, taxes and installation are extra. Specifications and pricing subject to change without notice.



MAINTENANCE & SAFETY

Customized Maintenance Kit - To help maintain a safe, functioning playground we include a Custom Maintenance Schedule, Touch-up Paint, Graffiti Remover and Carrying Case **FREE with every playground structure purchase.**

NPPS Safety Kit - BCI Burke truly gives you the most value for your money. As part of our Total Cost of Ownership Package, we offer value-added resources **FREE with every play structure purchase.** The National Program for Playground Safety (NPPS) Playground Supervision Safety Kit helps supervisors and educators be prepared on the playground. Learn more at bciburke.com/safety.

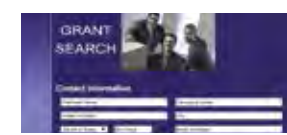


FUNDING SOLUTIONS

Financing - At Burke we are always searching for ways to offer exceptional products and services to our customers. In furtherance of our mission to put our customers first, we are excited to introduce Newlane Finance Company as our preeminent finance solution.



Funds for Fun® - Deciding to build a new playground or add equipment to a current playspace is easy. After the decision is made, the next question is, "Where will the money come from?" At Burke, we understand the dedication and hard work it takes to raise the funds for playground equipment. That's why we created a direct donation fundraising program to help your organization raise the funds it needs for your new park, recreation or school playground. Learn more at bciburke.com/funding.



Grant Resource Center - We've partnered with The School Funding Center to provide up-to-date grant information. The School Funding Center has one of the most comprehensive and current grant databases available on the internet today. Learn more at bciburke.com/funding.



DESIGN CAPABILITIES

Burke uses the best designers and technology to bring playgrounds that move you to communities around the world! Using our proprietary software, we design play environments for all budgets, spaces and needs. Our software ensures that all safety and accessibility guidelines are met and we provide best-in-class 3D drawings and virtual playground tours so you feel part of your playspace before it's even installed.



ONLINE RESOURCES

Dynamic Digital Catalogs
Product photos, designs, videos and more come alive in our digital space! View exciting new products and experience a higher level of play for yourself! Visit bciburke.com/catalogs to interact with our 2021 Playground & Recreation Design Guide and other Burke online catalogs!



Virtual Playground Tours
See your playground in a whole new way with your customized Virtual Playground Tour. With the ability to rotate 360° and zoom in to see textures and components, this tour is the next best thing to being on the playground and will help you visualize the beauty of your playspace.



CADdetails
CADdetails is the leading provider of manufacturer-specific building product information and serves as a resource for more than 452,000 architects, engineers, contractors and other design industry professionals throughout North America. Burke's page on CADdetails.com contains over 100 playground and park products and is a great resource for design files, ideas and product information.

CAUSES THAT MOVE US

Who we are is defined by what we do and how we positively affect those around us. At Burke, play inspires us to create a community of people that are invested in growth, aren't afraid to commit to positive change and seek to enrich and enhance the lives of the people in communities where we serve and live. It begins with the cornerstone of play as a catalyst for development, connection and relationships. Researching, innovating and creating products that foster these important links at the center of our purpose here at Burke. We do this to help communities and people grow and thrive. In our own community, we partner with organizations such as the YMCA and Boys and Girls Club of Fond du Lac and we support, on a larger scale, organizations, municipalities, schools, churches and associations to Join Our Movement and help let play lead the way for change.

PARTNERS IN PLAY



KABOOM! BCI Burke has been chosen as a Preferred Vendor to KABOOM!, the national nonprofit dedicated to giving kids great, safe places to play, particularly those growing up in poverty in America. Burke is proud to support KABOOM! and its mission to give kids the playful childhood they deserve. Visit kaboom.org/resources and kaboom.org/grants to learn about KABOOM! grant programs and do-it-yourself project tools that can help you through the planning process – from volunteer recruitment to fundraising, and everything in between.



Boys & Girls Club of Fond du Lac is dedicated to empowering youth to reach their full potential. They offer a variety of programs and activities that positively change the lives and futures of children 6-18. Burke is proud to partner with a group that encourages physical, emotional and social growth of youth in our community.



The Fond du Lac Family YMCA is a cause driven organization that is for youth development, for healthy living and for social responsibility. We believe a strong community can only be achieved when we invest in our kids, our health and our neighbors.



The US Play Coalition is a partnership to promote the value of play throughout life. We are an international network of individuals and organizations that recognize play as a valuable and necessary part of a healthy and productive life. Our membership is diverse – including educators, parents, physicians, health scientists, park and recreation professionals, psychologists, landscape architects and many more. Membership is free, and simply requires a declaration of shared commitment to the value of play.

PURCHASING COOPERATIVES



Equalis Group is a Member-Driven, Supplier-Centric organization that embodies the power of partnership. Equalis Group operates with the guiding principle that when the objectives of buyers and sellers are aligned, sustainable value is created, transcending that of the typical short-term transactional relationship. With this differentiated approach, Equalis Group is not just a cooperative purchasing organization; we are a family. Learn more at equalisgroup.org



OMNIA Partners, Public Sector, formerly National IPA, is the largest and most experienced organization in purchasing and supply chain management. Comprised of participants and suppliers in both the public and private sector, they bring together industry-leading buying power and world-class suppliers to offer an extensive portfolio of competitively solicited and publicly awarded contracts and partnerships. OMNIA Partners is proud to offer more value and resources to state and local government, higher education, K-12 education and non-profits. Learn more at omniapartners.com.



HGACBuy is a unit of local government that strives to make the governmental procurement process more efficient by establishing competitively priced contracts for goods and services, and provides the customer service necessary to help its members achieve their procurement goals. Learn more at bciburke.com/partnerships.



BuyBoard was created to increase the purchasing power of government entities and to simplify their purchasing by using a customized online purchasing system. Combining the purchase power of local governments provides members the leverage to achieve better pricing on products, equipment and services they use every day. Learn more at buyboard.com.



GSA allows federal parks, child development programs, military bases and other agencies to purchase Burke playgrounds through BCI Burke Company for installation virtually anywhere in the world.



The National Cooperative Procurement Partners (NCPA) Association is leading the way in elevating the discussion, advocacy and educational content on cooperative procurement. Working collaboratively to bring all the “partners” in procurement together – cooperatives, strategic suppliers, affiliated organizations and public procurement professionals – its goal is to produce meaningful educational tools to support public procurement agencies and become the “go to” resource for cooperative procurement. Learn more at ncpassociation.org.



PLAYGROUNDS POWERED BY WIND

By participating in programs that support the development of clean energy, we are able to purchase **100%** of our electricity usage from wind and other renewables. This positions Burke as an environmental leader within the playground industry and helped us earn the Green Power Partner designation from the U.S. Environmental Protection Agency. For more information visit epa.gov/greenpower.

SAFETY

The Customer Product Safety Commission (CPSC) created playground safety guidelines to help local communities, schools, day care centers and other groups build safe playgrounds. **The American Society for Testing and Materials (ASTM)** is an independent world renowned developer of technical standards utilized in testing products. ASTM and CPSC guidelines are built into our proprietary EZ Design program ensuring every Burke playground is designed to meet or exceed all their standards. To highlight our commitment to safety, BCI Burke is the only playground manufacturer to partner with the National Program for Playground Safety (NPPS) and provide a **FREE** Safe Playground Supervision Kit with each play system purchased.



BCI Burke Company, LLC, is a member in good standing of IPEMA, the International Play Equipment Manufacturers Association. IPEMA is a member-driven international trade organization which represents and promotes an open market for manufacturers of play equipment and surfacing.

In the interest of playground safety, the International Play Equipment Manufacturers Association (IPEMA) provides a Third Party Certification Service whereby a designated independent laboratory, TÜV SÜD America Inc., (TÜV), validates an equipment manufacturer's certification of conformance to the ASTM F1487 Standard Consumer Safety Performance Specification for Playground Equipment for Public Use, except sections 7.1.1, 10, 13.1.1, 13.1.2, 13.2, and 13.3; to CAN/CSA Z614 Children's Playspaces and Equipment, except clauses 10 and 11; or both. A list of current validated products may be viewed at www.ipema.org.

Check IPEMA website www.ipema.org to confirm product validation.

In the Interest of playground safety, the International Play Equipment Manufacturers Association (IPEMA) provides a Third Party Certification program whereby a designated independent laboratory, TÜV SÜD America Inc., (TÜV), validates a surfacing manufacturer's certification of conformance to ASTM F1292, Standard Specification for Impact Attenuation Under and Around Playground Equipment Performance Criterion, Section 4.2; ASTM F1292, Standard Specification for Impact Attenuation Under and Around Playground Equipment Performance Criterion (in its entirety); ASTM F3351, Standard Test Method for Impact Testing In Laboratory at Specified Test Height; and for an engineered wood fiber manufacturer its certification of conformance, also to ASTM F2075, Standard Specification for Engineered Wood Fiber for Use as a Playground Safety Surface Under and Around Playground Equipment; and for a Loose Fill Rubber manufacturer its certification of conformance, also to ASTM F3012, Standard Specification for Loose Fill Rubber for Use as a Playground Safety Surface under and around Playground Equipment. A list of current validated products, their thickness and critical height may be viewed at www.ipema.org.


Check IPEMA website www.ipema.org to confirm product validation, its thickness and critical height.

The space requirements shown in this publication are shown to ASTM Standards. Requirements for other standards may be different.



ALLIED TUBE & CONDUIT

Allied Tube & Conduit is the leading supplier of galvanized and commercial quality tubing to both manufacturers and metal distributors in over 70 consumer and industrial markets. Their unique in-line galvanizing process produces superior corrosion resistance by utilizing a triple layer of protection. This advanced processing technique was first introduced in 1959 and is still relevant today.



ISO 9001:2015 AND ISO 14001:2015

NSF-ISR attests that BCI Burke Company, LLC is in compliance with ISO 9001:2015 and the International Environmental Management Standard ISO 14001:2015.

ISO 9001:2015 emphasizes processes to aid in continuous improvement in quality and customer service. ISO 14001:2015 ensures Burke follows strict environmental controls in manufacturing processes.



KoreKconnect

BURKE BUILT QUALITY FROM AMERICA'S HEARTLAND

KoreKconnect® Direct-Bolt Clamp System: Nucleus features our Industry-leading KoreKconnect direct-bolt clamp system resulting in the strongest and most accurate connection system ever. Factory located connection points make for easy, precise installation and an error-free fit. Best of all, KoreKconnect is covered for 100 years under our non-prorated Generations Warranty.



Direct-Bolt

Direct-Bolt Connection System: Intensity, Synergy, ELEVATE Fitness Course and ACTIVATE Fitness Circuit feature Burke's trusted direct-bolt connection that uses a durable, straightforward direct-bolt system to ensure a trouble-free installation and provide the necessary strength to accommodate the demands of playing children. Like our KoreKconnect system, Direct-Bolt connections are covered for 100 years under our Generations Warranty.



EZKconnect

EZKconnect® Platform Mounting System: Our exclusive self-leveling platform attachment and factory CNC construction allows for faster and more precise location of platforms during installation. The 2-bolt per corner deck attachment increases overall structure strength and stability.

Platforms: Burke's oversized non-slip platforms are constructed of heavy-duty punched steel that can support more than 2 tons. Our vinyl coating is California compliant and free of lead and other hazardous heavy metals.



Stainless Steel Hardware


Tamper-Resistant Stainless Steel Hardware: All hardware is covered for 100 years under our Generations Warranty.

Premium Powder Coatings: Our industry-leading powder coatings and finishes prevent fading, last longer and deter rust. We also offer a "coastal package" powder coat system. This special powder coat system for metal components and upright posts will provide additional corrosion and chemical protection along with added longevity to the color and gloss retention of the powder coated parts. Contact your Burke Representative for more information on colors, price and warranty.



Powder Coating

Compound Rotomold Plastics with UV-20: You'll get long wear and bright, vibrant colors that hold up for years thanks to our thick, durable rotomolded plastics with UV-20 protection, which is why we can cover them for 15 years under our non-prorated Generations Warranty.



Compound Plastics

Climbing Cables: Our climbing cables are flexible enough to provide movement, yet strong enough to last. Our ropes are made from 6 polyester cords with steel reinforcement wrapped around a synthetic fiber core. Each cord contains 8 galvanized steel strands tightly covered with polyester multi-fibers. Our RopeVenture cables consist of 6 strands, each containing 24 stainless steel reinforcing strands within a nylon sleeve, wrapped around a solid nylon core.



Aluminum Connectors

Aluminum Connectors: Swivel connectors at the end of our ropes allow assembly at any angle with no unwanted twists in the net. The aluminum fittings used to secure the joints are swaged in place to prevent any movement between the rope and fittings that could cause wear.

BCI BURKE GENERATIONS WARRANTY®

The Longest and Strongest warranty in the industry

BCI Burke Company, LLC ("Burke") warrants that all standard products are warranted to be free from defects in materials and workmanship, under normal use and service, for a period of one (1) year from the date of shipment.

We stand behind our products.

In addition, the following products are warranted, under normal use and service from the date of shipment as follows:

- One Hundred (100) Year Limited Warranty on aluminum and steel upright posts (including Intensity®, Synergy®, Nucleus®, Voltage®, Little Buddies®, ELEVATE®, ACTIVATE®, INVIGORATE®) against structural failure due to corrosion, deterioration or workmanship.
- One Hundred (100) Year Limited Warranty on KoreKconnect® clamps against structural failure due to corrosion, deterioration or workmanship.
- One Hundred (100) Year Limited Warranty on Hardware (nuts, bolts, washers)
- One Hundred (100) Year Limited Warranty on bolt-through fastening and clamp systems (Synergy®, Intensity®, Nucleus®, Voltage®, Little Buddies®, ELEVATE®).
- Twenty-Five (25) Year Limited Warranty on spring assemblies and aluminum cast animals.
- Fifteen (15) Year Limited Warranty on structure platforms and decks, metal roofs, table tops, bench tops, railings and barriers against structural failure due to materials or workmanship.
- Fifteen (15) Year Limited Warranty on all plastic components including StoneBorders against structural failure due to materials or workmanship.
- Ten (10) Year Limited Warranty on ShadePlay Canopies fabric, threads, and cables against degradation, cracking or material breakdown resulting from ultra-violet exposure, natural deterioration or manufacturing defects. This warranty is limited to the design loads as stated in the specifications.
- Ten (10) Year Limited Warranty on NaturePlay® Boulders and GFRC products against structural failure due to natural deterioration or workmanship. Natural wear, which may occur with any concrete product with age, is excluded from this warranty.
- Ten (10) Year Limited Warranty on Full Color Custom Signage against manufacturing defects that cause delamination or degradation of the sign. Full Color Custom Signs also carry a two (2) year warranty against premature fading of the print and graphics on the signs.
- Five (5) Year Limited Warranty on Intensity® and RopeVenture® cables and LEVEL X® flex bridge against premature wear due to natural deterioration or manufacturing defects. Determination of premature wear will be at the manufacturer's discretion.
- Five (5) Year Limited Warranty on moving parts, including swing components, against structural failure due to materials or workmanship.
- Five (5) Year Limited Warranty on PlayEnsemble® cables and mallets against defects in materials and workmanship.
- Three (3) Year Limited Warranty on electronic panel speakers, sound chips and circuit boards against electronic failure caused by manufacturing defects.

The warranty stated above is valid only if the equipment is erected in conformity with the layout plan and/or installation instructions furnished by BCI Burke Company, LLC using approved parts; have been maintained and inspected in accordance with BCI Burke Company, LLC instructions. Burke's liability and your exclusive remedy hereunder will be limited to repair or replacement of those parts found in Burke's reasonable judgment to be defective. Any claim made within the above stated warranty periods must be made promptly after discovery of the defect. A part is covered only for the original warranty period of the applicable part. Replacement parts carry the applicable warranty from the date of shipment of the replacement from Burke. After the expiration of the warranty period, you must pay for all parts, transportation and service charges.

Burke reserves the right to accept or reject any claim in whole or in part. Burke will not accept the return of any product without its prior written approval. Burke will assume transportation charges for shipment of the returned product if it is returned in strict compliance with Burke's written instructions.

THE FOREGOING WARRANTIES ARE EXCLUSIVE AND IN LIEU OF ANY OTHER WARRANTY, EXPRESS OR IMPLIED, INCLUDING BUT NOT LIMITED TO ANY IMPLIED WARRANTY OR MERCHANTABILITY OR FITNESS FOR A PARTICULAR PURPOSE. IF THE FOREGOING DISCLAIMER OF ADDITIONAL WARRANTIES IS NOT GIVEN FULL FORCE AND EFFECT, ANY RESULTING ADDITIONAL WARRANTY SHALL BE LIMITED IN DURATION TO THE EXPRESS WARRANTIES AND BE OTHERWISE SUBJECT TO AND LIMITED BY THE TERMS OF BURKE'S PRODUCT WARRANTY. SOME STATES DO NOT ALLOW THE EXCLUSION OF CERTAIN IMPLIED WARRANTIES, SO THE ABOVE LIMITATION MAY NOT APPLY TO YOU.

Warranty Exclusions: The above stated warranties do not cover: "cosmetic" defects, such as scratches, dents, marring, or fading; damage due to incorrect installation, vandalism, misuse, accident, wear and tear from normal use, exposure to extreme weather, immersion in salt or chlorine water, unauthorized repair or modification, abnormal use, lack of maintenance, or other cause not within Burke's control; and

Limitation of Remedies: Burke is not liable for consequential or incidental damages, including but not limited to labor costs or lost profits resulting from the use of or inability to use the products or from the products being incorporated in or becoming a component of any other product. If, after a reasonable number of repeated efforts, Burke is unable to repair or replace a defective or nonconforming product, Burke shall have the option to accept return of the product, or part thereof, if such does not substantially impair its value, and return the purchase price as the buyer's entire and exclusive remedy. Without limiting the generality of the foregoing, Burke will not be responsible for labor costs involved in the removal of products or the installation of replacement products. Some states do not allow the exclusion of incidental damages, so the above exclusion may not apply to you.

The environment near a saltwater coast can be extremely corrosive. Some corrosion and/or deterioration is considered "normal wear" in this environment. Product installed within 500 yards of a saltwater shoreline will only be covered for half the period of the standard product warranty, up to a maximum of five years, for defects caused by corrosion. Products installed in direct contact with saltwater or that are subjected to salt spray are not covered by the standard warranty for any defects caused by corrosion.

Contact your local Burke Representative for warranty information regarding Burke Turf® and Burke Tile products.

Terms of Sale

Pricing: Prices published in this catalog are in USD, are approximate and do not include shipping & handling, surfacing, installation nor applicable taxes. All prices are subject to change without notice. Contact your Burke representative for current pricing. Payments are to be made in USD.

Weights: Weights are approximate and may vary with actual orders.

Installation: All equipment is shipped unassembled. For a list of factory-certified installers in your area, please contact your Burke representative.

Specifications: Product specifications in this catalog were correct at the time of publication. However, product improvements are ongoing at Burke, and we reserve the right to change or discontinue specifications without notice.

Loss or Damage in Transit: A signed bill of lading is our receipt from a carrier that our shipment to you was complete and in good condition upon arrival. Before you sign, please check the Bill of Lading carefully when the shipment arrives to make sure nothing is missing and there are no damages. Once the shipment leaves our plant, we are no longer responsible for any damage, loss or shortage.

For more information regarding the warranty, call Customer Service at 920-921-9220 or 1-800-356-2070.

01/2021

PLAYGROUNDS

FEATURED PLAYGROUNDS	28
PLAYSPACE SOLUTIONS	54
SCHOOL AGED PLAYGROUNDS	66
Nucleus Evolution Play System	66
Level X Play System	72
Nucleus-Intensity Play System	76
Synergy Play System	82
Themed Playgrounds	88
PRESCHOOL PLAYGROUNDS	92
Synergy Imagination Play System	92
Nucleus-Intensity Play System	98
Themed Playgrounds	102
Synergy Imagination 4ME	104

PLAY SYSTEM COMPONENTS

BRIDGES, RAMPS & TUNNELS	136
ADAAG Ramps	137
Arch Bridges	136
Buckle Bridge	137
Crescent Platform - NEW!	136
NaturePlay Transfer Stump	137
Rope Tunnel - NEW!	136
Stairway	137
Transfer Stations	137
Tunnels	137
CLIMBERS	108
Active Apex	118
Agile Canyon	117
Amped Climbers	118
Apex HDPE Climbers - FAVORITE!	113
Apex Rope Climbers - FAVORITE!	116
Arched Rope Climber	117
Ascend Climber - FAVORITE!	112
Atom Climber	114
Beta Climber - NEW!	108
Board Climber	118
Cargo Net	117
Centipede Climber	114
Coil Climber	114
Converge Climber	115
Crater Point Climber	113
Crest Point Climber	113
Double Wing Climber	114
Dynamic Discs	110
Dynamic Pad Climber	118
Dynamic Pad Link	118
Jungle Vine Climber	112
Lateral Post Link	118
Leaf Climber	119
Linking Ring Climber	114
Linx Climber	112
Linx Levitate Climber	112
Loop Climber	114
Loop Rung Ladder	114
Manitou Climber - FAVORITE!	119
Mountain Top/Steep Peak Climber	113
NaturePlay Split Log Climber - NEW!	108
Nimble Net	116
Nucleus Evolution Arch Climber - FAVORITE!	109
Odyssey Climbers	114
Petal Step Climber - NEW!	108

Plank Climber	118
Pod Walk	118
PodStep Climbers	110
Powerful Pods	119
Power Peak Climber	113
Power Pipes	118
Ridge Point Climber	113
Rope Link	117
Rugged Ridge Climber	113
Satellite Orbit	118
Saturn Ring Climber	114
Shasta Climber - NEW!	108
Snake Climber	114
Spider Web Climber	117
Stone Slope Climber/Expedition Climber	113
Strength Stepper	119
Suspension Rope Link	117
Taktiks Climbers - FAVORITE!	110
Taktiks Trail Climber - FAVORITE!	109
Taktiks Rope Walls	109
Tree Branch Climber - FAVORITE!	115
Tree Climber	118
Trango Climber	110
Trango Two Climbers - NEW!	108
Trigon Climbers	110
Twist Net Climber	117
Twisting Traverse	116
Verto Climbers	112
Verve Climber	115
Via Climber - NEW!	108
Wiggle Ladder	117
Wiggle Watchtower	117
Wild Web	110
Wobbly Web	117
CUSTOMIZATION	142
OVERHEAD EVENTS	126
90° Overhead - NEW!	127
Athletic Arch	127
Horizontal Ladders/Overheads	126
Kid Koaster	127
Long/Short Straight Overhead - NEW!	127
Rocking Snake/Robust Rocker	126
Round-A-Bout	126
S Curve Triangle- NEW!	126
S or C Overhead	126
Wheel Deal	126
Zippy Whirl/Wheel-About	126
PLAY PANELS & ACCESSORIES	128
3-In-A-Row Panel - FAVORITE!	131
ABC/123 Panel	133
Acorn Panel	129
Activity Panels	133
Animal Tracks Panel	129
Bee Accessible Reach Panel	133
Bee Panel	129
Bell - Post Mounted	135
Braille Panel	133
Bubble Mirror Activity Panel	132
Bug Accessible Reach Panel	132
Car Accessible Reach Panel	133
Car Panel	129
Charade Panel	130
Clock Panel	129
Cog Wheel Panel	130

Collision Panel- FAVORITE!	130
Counters	135
Crazy Maze Panel	129
Crescent Panels- FAVORITE!	132
Cruiser Inclusive Rocker	135
Crunch Bar	135
Double Wide ADAAG Ramp	136
Drum Accessible Reach Panel	133
English/Spanish Panel	133
Evolution Arched Catwalk Bridge - NEW!	136
Extreme Cyclone Spinner	135
Fierce Cyclone Spinner	135
Fun Phone	135
Gear Panel	130
Hide The Numbers Game- NEW!	131
Jet Panel	129
Lil' Novo Playful Furniture	134
Maze Accessible Reach Panel	132
Memory Reactions Panel - FAVORITE!	131
Music Panels - FAVORITE!	128
Novo Playful Furniture - FAVORITE!	134
Paratroop Panel	129
Propeller Panel	130
Rain Wheel Panel	130
Rapid Rails Glider	135
Ring Panels	131
Seek & Find Panel System NEW!	130
Serenity Spot- NEW!	134
Shapes Panel	129
Sign Language Panel	133
Sliding Pole	135
Spiral Spinner Accessible Reach Panel	133
Sprocket Panel	130
Steering Wheel	135
Swift Glider	135
Synergy Doorway	134
Synergy Hammock- NEW!	134
Telescope	135
Tic-Tac-Toe Panel	130
Waver Panel	130
Wheel of Fun Panel	130
POST TOPPERS	140
Butterfly Post Topper	140
Evergreen Post Topper	140
Flag Post Topper	140
Pennant Post Topper	140
Petal Post Toppers	140
Solis Toppers - FAVORITE!	141
ROOFS	138
ClubHouse Roofs	139
Concave & Convex Aluminum Roofs	139
Elation Roofs	139
Evolution Roofs - FAVORITE!	139
Intensity Punched Steel Roof	138
Shaker Roofs	138
Steel Peak Roofs	139
Steel Quad Roof with Cupola	139
SHADE	140
SLIDES	120
Cobra Slides	120
Contour Slide	124
Luge Slide - FAVORITE!	124
Monaco Slide	125
Rock 'N' Roll Slide - FAVORITE!	124

Roller Slide	125
Spark Slide - NEW!	125
Spiral Slides - 1-Piece 360°	125
Spiral Slide 48"	125
Stainless Steel Slides	125
Velo Slides - FAVORITE!	124
Viper Slides	122

CLIMBING SYSTEMS

Plexus Climbers & Overhead	150
RockIt Climbers	148
RockVenture	146
RopeVenture	144

MUSIC PLAY

PlayEnsemble - FAVORITE!	152
Sound Garden	154

FREESTANDING EVENTS

FREESTANDING CLIMBERS	168
Ant Hill Climber	171
Cargo Climber	170
Hillside Climbers	173
NaturePlay Boulders	171
Pipe Climber	170
Satellite Climbers	171
Sky Pods	170
Tree Climber	171
Trigon Tower	170
Triple Verto Climber - FAVORITE!	171
Verve Climbers - FAVORITE!	168
Wobbly Web	170
FREESTANDING SLIDES	176
Hillside Slides	173
Luge Slide - FAVORITE!	176
Rock 'N' Roll Slides	176
Roller Slide	176
Stainless Steel Slides	176
Velo Slides - FAVORITE!	176
Viper Slides	176
IMAGINATIVE & SENSORY PLAY	178
Burke Express	181
Discovery Stations - NEW!	180
Drive Thru	180
Drum Tables	183
Gas Station	180
Little Diggers	182
Paint Centers	183
PlayHouse - NEW!	178
Sand Tables	183
Sensory & Exploration Stations - NEW!	179
Theater Puppet Show	183
Trike Track Signs	181
Turtle Top Sandbox	182
MOTION PLAY	156
2 Seat Rocker	162
4 Seat Rocker	162
Ambulance Rider	161
Bison Rider	161
Bull Rider	161
Bunny Rocker	160
Carousels	159
MOTION PLAY (CONTINUED)	

Comet Spinners - FAVORITE!	157
Cruiser Inclusive Rocker	159
Daisy Spinner	157
Dolphin Rocker	161
Duckling Rocker	160
Dynamic Surfer	162
Fire Truck Rider	161
Helicopter Rider	161
Horse Rider	161
Inclusive Orbit	158
KidForce Spinner	157
Ladybug Rocker	160
Meta Rocker	162
Motorcycle Rocker	161
Orbitron Spinner	157
Orb Rocker - FAVORITE!	159
Police Car Rider	161
Pony Rocker	161
Race Car Rider	161
Raccoon Rocker	160
REV8 - FAVORITE!	156
Rubber Mat	160
Seahorse Rocker	161
See-Saws	162
Snail Rider	160
Spinetic	156
Standing Rocker	162
Swift Twist Spinner	156
Tri-Rider	160
Turtle Rocker	160
Unicorn Rocker	161
Volta Inclusive Spinner - FAVORITE!	157
Wasp Rider	160
ZipVenture - FAVORITE!	158
NATUREPLAY	174
Dinosaur Fossil Digs	175
Ladybug	174
Log Tunnel	174
NaturePlay Rock	175
NaturePlay Split Log Bench - NEW!	175
NaturePlay Stumps	174
Treasure Chest	175
OVERHEAD EVENTS	172
Door Knob Jam - FAVORITE!	172
Kid Koasters	172
Rally Round	172
Roller Table	172
Triple Wheel Deal Overhead	172
OUTDOOR FITNESS	
ACTIVATE Fitness Circuit	188
ELEVATE Fitness Course - FAVORITE!	186
INVIGORATE Dynamic Fitness	190
RECREATION	
PARK & SITE AMENITIES	192
Bike Racks	201
Bike Racks - Novo	196
Buddy Benches	199
ClubHouse Recycled Plastic Litter Container	200
Freestanding Shade	200
Grills	201

Hand Sanitizer Stations - NEW!	200
Lil' Novo Playful Furniture	196
Memorial Bench	198
Monogrammed Bench	198
Natural Pine Benches & Tables	201
Novo Playful Furniture - FAVORITE!	194
Personalized Benches	198
Pressure Treated Pine Benches & Tables	201
Pressure Treated Pine Litter Container	201
Recycled Plastic Benches & Tables	200
Traditional Series Benches & Tables	199
Traditional Series Litter Containers	199
PLAYGROUND SURFACING	204
Burke Tiles	204
Burke Turf	204
Play Mats - NEW!	206
StoneBorders	206
SIGNS	203
Novo Signs	203
Custom Signs	203
Welcome/Age Appropriate Signs	203
SPORTS EQUIPMENT	202
Basketball Goals & Accessories	202
Funnel Ball	202
Gaga Ball - FAVORITE!	202
Soccer Goals	202
Tetherball	202
Volleyball	202
SWINGS	163
AirVenture Glider - FAVORITE!	163
Arch Swings	165
Brava Universal Swing- NEW!	164
Contemporary Frame Swings	166
Freedom Inclusive Swing Seat - FAVORITE!	167
Konnection Swing Seat - FAVORITE!	167
Molded Rubber Swing Seats	167
Single Post Swings	166
Swing Replacement Parts	167
Tire Swings	165
Tot Swing	164
Traditional Frame Swings	166
T-Swing	164
Volito Multi-User Swing - FAVORITE!	163
TUNNELS, PODS & BALANCE BEAMS	177
Balance Beams	177
Balance Challenge	177
Dynamic Pad	177
Hop Spot Pod	177
Log Tunnel	174
RockIt Tunnel	149
Serenity Spot- NEW!	177
Step Spot Pod	177
Tunnels	177
WARRANTY	211
COLOR THEMES	215
COLOR OPTIONS	216

COLOR THEMES



Electric

Navy posts, granite plastic, blue shade, lime accessories & blue platforms



Bayside

Green posts, blue plastic, blue shade, aqua accessories & brown platforms



Daisy

Fuchsia posts, lime plastic, purple shade, lemon accessories & gray platforms



Aster

Aqua posts, purple plastic, purple shade, lemon accessories & brown platforms



Urban

Silver posts, red plastic, red shade, black accessories & brown platforms



Psychedelic

Navy posts, orange plastic, lime shade, lime accessories & brown platforms



Chameleon

Black posts, lime plastic, lime shade, aqua accessories & brown platforms



Freedom

Sky posts, red plastic, red shade, white accessories & brown platforms



Forest

Burgundy posts, green plastic, green shade, tan accessories & brown platforms



Retro

Charcoal posts, granite plastic, mahogany shade, redwood accessories & brown platforms



Enchanted

Brown posts, lime plastic, lime shade, tan accessories & brown platforms



Sunflower

Redwood posts, yellow plastic, yellow shade, olive accessories, & brown platforms



Macaw

Aqua posts, yellow plastic, orange shade, lime accessories & gray platforms



Orchid

Lemon posts, purple plastic, lime shade, aqua accessories & brown platforms



Parrot

Sky posts, red plastic, red shade, lemon accessories & brown platforms




Seabreeze

Mint posts, granite plastic, aqua shade, aqua accessories & gray platforms

VISIT BCIBURKE.COM/COLORSELECTION FOR MORE COLOR THEMES


ROTOMOLD PLASTIC



HDPE PLASTIC PANELS



SHADE CANOPIES




POWDER COAT PAINT




PLATFORMS



ROCKIT CLIMBERS



SOLIS HUE TOPPERS



VISIT BCIBURKE.COM/COLORSELECTION TO CUSTOMIZE YOUR PLAYGROUND COLORS!

PLAY THAT MOVES YOU®



Burke®

BCI Burke Company

P.O. Box 549

Fond du Lac, WI 54936-0549 USA

800-266-1250 • 920-921-9220

bciburke.com

Appendix D



Requirements for National Cooperative Contract To Be Administered by OMNIA Partners

The following documents are used in evaluating and administering national cooperative contracts and are included for Supplier's review and response.

Exhibit A – Response for National Cooperative Contract

Exhibit B – Administration Agreement, Example

Exhibit C – Master Intergovernmental Cooperative Purchasing Agreement, Example

Exhibit D – Principal Procurement Agency Certificate, Example

Exhibit E – Contract Sales Reporting Template

Exhibit F – Federal Funds Certifications

Exhibit G – New Jersey Business Compliance

Exhibit H – Advertising Compliance Requirement

Exhibit A
Response for National Cooperative Contract

1.0 Scope of National Cooperative Contract

Capitalized terms not otherwise defined herein shall have the meanings given to them in the Master Agreement or in the Administration Agreement between Supplier and OMNIA Partners.

1.1 Requirement

Region 4 ESC (hereinafter defined and referred to as “Principal Procurement Agency”), on behalf of itself and the National Intergovernmental Purchasing Alliance Company, a Delaware corporation d/b/a OMNIA Partners, Public Sector (“OMNIA Partners”), is requesting proposals for Playground Systems, Installation, Related Products, and Services. The intent of this Request for Proposal is any contract between Principal Procurement Agency and Supplier resulting from this Request for Proposal (“Master Agreement”) be made available to other public agencies nationally, including state and local governmental entities, public and private primary, secondary and higher education entities, non-profit entities, and agencies for the public benefit (“Public Agencies”), through OMNIA Partners’ cooperative purchasing program. The Principal Procurement Agency has executed a Principal Procurement Agency Certificate with OMNIA Partners, an example of which is included as Exhibit D, and has agreed to pursue the Master Agreement. Use of the Master Agreement by any Public Agency is preceded by their registration with OMNIA Partners as a Participating Public Agency in OMNIA Partners’ cooperative purchasing program. Registration with OMNIA Partners as a Participating Public Agency is accomplished by Public Agencies entering into a Master Intergovernmental Cooperative Purchasing Agreement, an example of which is attached as Exhibit C, and by using the Master Agreement, any such Participating Public Agency agrees that it is registered with OMNIA Partners, whether pursuant to the terms of the Master Intergovernmental Purchasing Cooperative Agreement or as otherwise agreed to. The terms and pricing established in the resulting Master Agreement between the Supplier and the Principal Procurement Agency will be the same as that available to Participating Public Agencies through OMNIA Partners.

All transactions, purchase orders, invoices, payments etc., will occur directly between the Supplier and each Participating Public Agency individually, and neither OMNIA Partners, any Principal Procurement Agency nor any Participating Public Agency, including their respective agents, directors, employees or representatives, shall be liable to Supplier for any acts, liabilities, damages, etc., incurred by any other Participating Public Agency. Supplier is responsible for knowing the tax laws in each state.

This Exhibit A defines the expectations for qualifying Suppliers based on OMNIA Partners’ requirements to market the resulting Master Agreement nationally to Public Agencies. Each section in this Exhibit A refers to the capabilities, requirements, obligations, and prohibitions of competing Suppliers on a national level in order to serve Participating Public Agencies through OMNIA Partners.

These requirements are incorporated into and are considered an integral part of this RFP. OMNIA Partners reserves the right to determine whether to make the Master Agreement awarded by the Principal Procurement Agency available to Participating Public Agencies, in its sole and absolute discretion, and any party submitting a response to this RFP acknowledges that any award by the Principal Procurement Agency does not obligate OMNIA Partners to make the Master Agreement available to Participating Procurement Agencies.

1.2 Marketing, Sales and Administrative Support

During the term of the Master Agreement OMNIA Partners intends to provide marketing, sales, partnership development and administrative support for Supplier pursuant to this section that directly promotes the Supplier's products and services to Participating Public Agencies through multiple channels, each designed to promote specific products and services to Public Agencies on a national basis.

OMNIA Partners will assign the Supplier a Director of Partner Development who will serve as the main point of contact for the Supplier and will be responsible for managing the overall relationship between the Supplier and OMNIA Partners. The Director of Partner Development will work with the Supplier to develop a comprehensive strategy to promote the Master Agreement and will connect the Supplier with appropriate stakeholders within OMNIA Partners including, Sales, Marketing, Contracting, Training, and Operations & Support.

The OMNIA Partners marketing team will work in conjunction with Supplier to promote the Master Agreement to both existing Participating Public Agencies and prospective Public Agencies through channels that may include:

- A. Marketing collateral (print, electronic, email, presentations)
- B. Website
- C. Trade shows/conferences/meetings
- D. Advertising
- E. Social Media

The OMNIA Partners sales teams will work in conjunction with Supplier to promote the Master Agreement to both existing Participating Public Agencies and prospective Public Agencies through initiatives that may include:

- A. Individual sales calls
- B. Joint sales calls
- C. Communications/customer service
- D. Training sessions for Public Agency teams
- E. Training sessions for Supplier teams

The OMNIA Partners contracting teams will work in conjunction with Supplier to promote the Master Agreement to both existing Participating Public Agencies and prospective Public Agencies through:

- A. Serving as the subject matter expert for questions regarding joint powers authority and state statutes and regulations for cooperative purchasing
- B. Training sessions for Public Agency teams
- C. Training sessions for Supplier teams
- D. Regular business reviews to monitor program success
- E. General contract administration

Suppliers are required to pay an Administrative Fee of Three Percent (3%) of the greater of the Contract Sales under the Master Agreement and Guaranteed Contract Sales under this Request for Proposal. Supplier will be required to execute the OMNIA Partners Administration Agreement (Exhibit B).

1.3 Estimated Volume

The dollar volume purchased under the Master Agreement is estimated to be approximately \$200 million annually. While no minimum volume is guaranteed to Supplier, the estimated annual volume is projected based on the current annual volumes among the Principal Procurement Agency, other Participating Public Agencies that are anticipated to utilize the resulting Master Agreement to be made available to them through OMNIA Partners, and volume growth into other Public Agencies through a coordinated marketing approach between Supplier and OMNIA Partners.

1.4 Award Basis

The basis of any contract award resulting from this RFP made by Principal Procurement Agency will, at OMNIA Partners' option, be the basis of award on a national level through OMNIA Partners. If multiple Suppliers are awarded by Principal Procurement Agency under the Master Agreement, those same Suppliers will be required to extend the Master Agreement to Participating Public Agencies through OMNIA Partners. Utilization of the Master Agreement by Participating Public Agencies will be at the discretion of the individual Participating Public Agency. Certain terms of the Master Agreement specifically applicable to the Principal Procurement Agency (e.g. governing law) are subject to modification for each Participating Public Agency as Supplier, such Participating Public Agency and OMNIA Partners shall agree without being in conflict with the Master Agreement as a condition of the Participating Agency's purchase and not a modification of the Master Agreement applicable to all Participating Agencies. Participating Agencies may request to enter into a separate supplemental agreement to further define the level of service requirements over and above the minimum defined in the Master Agreement (i.e. invoice requirements, order requirements, specialized delivery, diversity requirements such as minority and woman owned businesses, historically underutilized business, governing law, etc.) ("Supplemental Agreement"). It shall be the responsibility of the Supplier to comply, when applicable, with the prevailing wage legislation in effect in the jurisdiction of the Participating Agency. It shall further be the responsibility of the Supplier to monitor the prevailing wage rates as established by the appropriate department of labor for any increase in rates during the term of the Master Agreement and adjust wage rates accordingly. In instances where supplemental terms and conditions create additional risk and cost for Supplier, Supplier and Participating Public Agency may negotiate additional pricing above and beyond the stated contract not-to-exceed pricing so long as the added price is commensurate with the additional cost incurred by the Supplier. Any supplemental agreement developed as a result of

the Master Agreement is exclusively between the Participating Agency and the Supplier (Contract Sales are reported to OMNIA Partners).

All signed Supplemental Agreements and purchase orders issued and accepted by the Supplier may survive expiration or termination of the Master Agreement. Participating Agencies' purchase orders may exceed the term of the Master Agreement if the purchase order is issued prior to the expiration of the Master Agreement. Supplier is responsible for reporting all sales and paying the applicable Administrative Fee for sales that use the Master Agreement as the basis for the purchase order, even though Master Agreement may have expired.

1.5 Objectives of Cooperative Program

This RFP is intended to achieve the following objectives regarding availability through OMNIA Partners' cooperative program:

- A. Provide a comprehensive competitively solicited and awarded national agreement offering the Products covered by this solicitation to Participating Public Agencies;
- B. Establish the Master Agreement as the Supplier's primary go to market strategy to Public Agencies nationwide;
- C. Achieve cost savings for Supplier and Public Agencies through a single solicitation process that will reduce the Supplier's need to respond to multiple solicitations and Public Agencies need to conduct their own solicitation process;
- D. Combine the aggregate purchasing volumes of Participating Public Agencies to achieve cost effective pricing.

2.0 REPRESENTATIONS AND COVENANTS

As a condition to Supplier entering into the Master Agreement, which would be available to all Public Agencies, Supplier must make certain representations, warranties and covenants to both the Principal Procurement Agency and OMNIA Partners designed to ensure the success of the Master Agreement for all Participating Public Agencies as well as the Supplier.

2.1 Corporate Commitment

Supplier commits that (1) the Master Agreement has received all necessary corporate authorizations and support of the Supplier's executive management, (2) the Master Agreement is Supplier's primary "go to market" strategy for Public Agencies, (3) the Master Agreement will be promoted to all Public Agencies, including any existing customers, and Supplier will transition existing customers, upon their request, to the Master Agreement, and (4) that the Supplier has read and agrees to the terms and conditions of the Administration Agreement with OMNIA Partners and will execute such agreement concurrent with and as a condition of its execution of the Master Agreement with the Principal Procurement Agency. Supplier will identify an executive corporate sponsor and a separate national account manager within the RFP response that will be responsible for the overall management of the Master Agreement.

2.2 Pricing Commitment

Supplier commits the not-to-exceed pricing provided under the Master Agreement pricing is its lowest available (net to buyer) to Public Agencies nationwide and further commits that if a Participating Public Agency is eligible for lower pricing through a national, state, regional or local or cooperative contract, the Supplier will match such lower pricing to that Participating Public Agency under the Master Agreement.

2.3 Sales Commitment

Supplier commits to aggressively market the Master Agreement as its go to market strategy in this defined sector and that its sales force will be trained, engaged and committed to offering the Master Agreement to Public Agencies through OMNIA Partners nationwide. Supplier commits that all Master Agreement sales will be accurately and timely reported to OMNIA Partners in accordance with the OMNIA Partners Administration Agreement. Supplier also commits its sales force will be compensated, including sales incentives, for sales to Public Agencies under the Master Agreement in a consistent or better manner compared to sales to Public Agencies if the Supplier were not awarded the Master Agreement.

3.0 SUPPLIER RESPONSE

Supplier must supply the following information for the Principal Procurement Agency to determine Supplier's qualifications to extend the resulting Master Agreement to Participating Public Agencies through OMNIA Partners.

3.1 Company

A. Brief history and description of Supplier to include experience providing similar products and services.

We've been the play, playground, recreation and outdoor fitness industry for 101 years and continue our tradition of partnering with communities to bring them the highest level of play. Between Burke and our Representative partners, we provide a wide array of services including site analysis, playground design, grant database, fundraising kits and, perhaps most importantly, research-based products that help children, families and communities get and stay active outdoors. We do this with a passion and love for play that shows in our work. Whatever the size or scope of a project, we will provide a solution that is on time and on budget.

B. Total number and location of salespersons employed by Supplier.

Burke employs four Regional Sales Managers (RSM) who assist our Representative firms and customers in a variety of ways. Each RSM is assigned a territory within the United States and Canada (Northeast, Southeast, South Central, Western and Midwest). The RSMs assist our Representative Firms by joining them in customer visits, lunch & learns, tradeshow, territory development, training and recruiting. Burke's Sales Support and Marketing Departments provide continuous support to the RSMs and Representatives. This model has proven to be very effective for Burke and demonstrates our commitment to fully support our Representative firms and our customers.

Burke RSMs also handle Burke Direct sales into areas that are not currently covered by a contracted Representative firm. RSMs work closely with Burke Sales Support Staff to ensure exceptional Burke designs, timely submission of proposals and quotes, order placement, order delivery, equipment installation and service.

C. Number and location of support centers (if applicable) and location of corporate office.

Burke has thirty contracted US and Canadian Representative Firms that employ outside and inside sales representatives and administrative staff. The Representative firms are responsible for servicing all markets within their contracted territory. The Representative firms are independent entities that contract with Burke to sell Burke products within their specific territory.

The Burke team is here to help before, during and after the sale – long after. From the initial design through the final installation, Burke works closely with its Representatives and directly with government entities to make sure all the pieces come together. Our focus is not just about Play that Moves Us today; it is about building a relationship with OMNIA Partners and customers for years to come.

Please see the Attachment 19 - Representative Territory Map and Attachment 20 – Burke Representatives and Services to identify coverage of Burke products and services throughout the United States and Canada. Having solid relationships with our Representatives is critical for Burke; in fact it is these very relationships that set Burke apart in the industry from other manufacturers. Bottom line is that the customer needs to be taken care of in a timely manner, and that is what Burke and our Representatives do. It may sound like a simple concept, but it is not common in our industry.

The relationship with our Representatives is based upon a model that consists of shared goals and objectives, mutual dependence, open lines of communication, mutual commitment to customer satisfaction, concerns for others profitability, and trust. Each of these items overlaps the next and must remain in proportional balance in order for Burke and our Representatives to be successful. Burke realizes that the Representative is also our customer and to maintain our model of successful factory/Representative relationship professional respect, continuous improvement initiatives, and investment of effort by top management are a necessity. Burke recognizes and strives to support our Representative Firms' efforts by timely responses and open lines of communication, and in the end this allows Burke and our Representatives to offer superior customer service to the end customer.

D. Annual sales for the three previous fiscal years. a. Submit FEIN and Dunn & Bradstreet report.

Year	Sales
2020	
2019	
2018	

****TRADE SECRET**** See Attachment 21 – Burke Credit Report

E. Describe any green or environmental initiatives or policies.

We all share one earth, and at Burke we want to preserve our planet for future generations of children. We've implemented a variety of practices to help us help keep our shared world a better, greener place.

Manufacturing: Being ISO 14001:2015 certified means we have strict environmental controls built into our manufacturing process. We get 100% of our energy from wind and other renewable resources. This helped us earn the Green Power Partner designation from the US Environmental Protection Agency – the only playground manufacturer to achieve this! Internally, we have a very comprehensive recycling program where we recycle the following:

- Metal products, including stainless steel and copper/brass
- Aluminum
- Cardboard (separate dumpsters on site for this)
- HDPE (High Density Polyethylene)
- Wood pallets
- Paper and aluminum cans and plastic bottles (bins at each person's desk for these)

Additionally, we have an internal EMAP (Environmental Management Action Plan) to try to achieve 100% LED Lighting in the entire facility over a three year span starting in 2019. To date we are over 90% LED fixtures on our campus. In our powder coat system, we utilize phosphate-free chemicals in our cleaning processes, as well as enlist a third-party certified handler to manage any wastes from this process according to State and Federal regulations. We also utilize motion activated lights wherever feasible to reduce the amount of energy consumed in lighting, especially in warehouse and even restroom areas.

Please see Attachment 15 - Sustainability Sell Sheet

Design: We design high-quality products with long life expectancies and quality components to extend the useable life of the play space. Many of our raw materials have recycled content, including our steel tubes and castings. In addition, many other Burke products are made from recycled material. For example, the NaturePlay® ClubHouse™ Board Panels and Roofs are made from 75% post-consumer material and are 100% recyclable after use.

Offices: Our corporate office uses energy efficient LED lighting to help reduce energy use on a daily basis. We also use recycled paper to print our catalogs and created a digital catalog to decrease the amount of paper being used. We abide by the six R's: Reduce, Reuse, Recycle, Repair, Recover and Respect.

Suppliers: To minimize transportation costs and fuel usage, we prefer to work with suppliers located near our manufacturing facility if at all possible.

F. Describe any diversity programs or partners supplier does business with and how Participating Agencies may use diverse partners through the Master Agreement. Indicate how, if at all, pricing changes when using the diversity program. If there are any diversity programs, provide a list of diversity alliances and a copy of their certifications.

BCI Burke is not eligible for WMBE or SBE accreditation, however many of our local Sales Representatives have obtained these accreditations. The number of Representative Firms holding these accreditations is as follows:

- ESB Emerging Small Business – 1 firm
- SBE Small Business Enterprise – 2 firms
- WMBE Woman or Minority Business Entity – 1 firm
- WBE Woman's Based Enterprise Network - 3 firms

In sourcing local subcontractors, Burke is committed to utilizing the number of SBE and/or DBE companies that a public sector client may require.

G. Indicate if supplier holds any of the below certifications in any classified areas and include proof of such certification in the response:

a. Minority Women Business Enterprise

No

If yes, list certifying agency: _____

b. Small Business Enterprise (SBE) or Disadvantaged Business Enterprise (DBE)

No

If yes, list certifying agency: _____

c. Historically Underutilized Business (HUB)

No

If yes, list certifying agency: _____

d. Historically Underutilized Business Zone Enterprise (HUBZone)

No

If yes, list certifying agency: _____

e. Other recognized diversity certificate holder

No

If yes, list certifying agency: _____

H. List any relationships with subcontractors or affiliates intended to be used when providing services and identify if subcontractors meet minority-owned standards. If any, list which certifications subcontractors hold and certifying agency.

- ESB Emerging Small Business – 1 firm
- SBE Small Business Enterprise – 2 firms
- WMBE Woman or Minority Business Entity – 1 firm
- WBE Woman's Based Enterprise Network - 3 firms

I. Describe how supplier differentiates itself from its competitors.

When you work with Burke, you'll see that we think differently. This way of thinking shapes our approach to everything from product and play design to our Representative and industry relationships. Burke is wholly focused on play and this allows us to put all of our resources toward bringing the highest level of play to the communities we serve. We're an agile organization that is easy to do business with and we produce award-winning playgrounds and research-based products. Burke is full of passion for play and it shows in our community, industry and Representative involvement.

J. Describe any present or past litigation, bankruptcy or reorganization involving supplier.

BCI Burke has periodically been involved in litigation, primarily what we construe as nuisance suits, over injuries occurred while using playground equipment. Burke in every case has vigorously defended itself. Burke carries over \$10 million in liability insurance for this very reason.

K. Felony Conviction Notice: Indicate if the supplier

b. is not owned or operated by anyone who has been convicted of a felony; or

L. Describe any debarment or suspension actions taken against supplier

Burke has not had any department or suspension actions taken against them.

3.2 Distribution, Logistics

A. Each offeror awarded an item under this solicitation may offer their complete product and service offering/a balance of line. Describe the full line of products and services offered by supplier.

- Playground Equipment
- Sports & Recreation Equipment
- Site Amenities

- Shade
- Burke Turf and Burke Tiles Surfacing, including plastic borders
- Installation of Burke Equipment & Shade
- Installation of Burke Turf & Burke Tiles
- Delivery of all products
- OMNIA Partner customers will also be able to purchase non-Burke contracted products and services by utilizing the “open market” option. Our Representative firms sell a wide variety of products including water play, bleachers, shelters, surfacing (PIP, EWF etc.), offering a full turn-key solution.

B. Describe how supplier proposes to distribute the products/service nationwide. Include any states where products and services will not be offered under the Master Agreement, including U.S. Territories and Outlying Areas.

The local Burke Representative is the customer’s main contact for shipping and delivery. Our local Representatives receive immediate shipping quotes directly from Burke’s partner carriers.

When an order is placed, it is assigned a ship date and the local Representative will communicate that information to the customer.

As the manufacturing process progresses, the Shipping Team monitors the parts within our system to ensure they are completed in time to be included with the proper order. Each order is packed to maximize the use of space and tracking information is provided to our Representative to be shared with the customer.

If the customer prefers to arrange their own freight, they should contact their local Representative before placing the order to make all necessary arrangements.

Due to fluctuating fuel prices, freight rates are quoted on a per project basis, and are valid for 30 days from the quote date. The freight charge will be clearly indicated on the quote provided by Burke and will be quoted at Burke’s cost.

Burke will use transportation brokers to source out the most cost effective freight rate to ship to Alaska, Hawaii, US Territories and Outlying Areas. The freight charges will be clearly noted on the quote provided by Burke.

C. Describe how Participating Agencies are ensured they will receive the Master Agreement pricing; include all distribution channels such as direct ordering, retail or in-store locations, through distributors, etc. Describe how Participating Agencies verify and audit pricing to ensure its compliance with the Master Agreement.

Each OMNIA Partner customer order is carefully audited by our Accounting Department, Design Department and Sales Department to ensure everything is to the customer’s specifications and according to the terms and conditions of the OMNIA contract. Burke works very closely with our Representatives and customers to ensure total customer satisfaction throughout the entire process.

D. Identify all other companies that will be involved in processing, handling or shipping the products/service to the end user.

The shipping department at Burke will pack and load all shipments leaving the Burke Warehouse. Burke does primarily use ABF Freight company for a majority of their loads. Burke uses several different carriers depending on the final destination of the shipment however, Burke does primarily use ABF Freight company for a majority of their loads.

E. Provide the number, size and location of Supplier's distribution facilities, warehouses and retail network as applicable.

Burke has one Distribution Center located on the Burke Campus located at 665 N Peters Ave, Fond du lac, WI 54937. The distribution center is 40,000 Square Feet.

3.3 Marketing and Sales (Marketing)

A. Provide a detailed ninety-day plan beginning from award date of the Master Agreement describing the strategy to immediately implement the Master Agreement as supplier's primary go to market strategy for Public Agencies to supplier's teams nationwide, to include, but not limited to:

- I. Executive leadership endorsement and sponsorship of the award as the public sector go-to-market strategy within first 10 days
- II. ii. Training and education of Supplier's national sales force with participation from the Supplier's executive leadership, along with the OMNIA Partners team within first 90 days

B. Provide a detailed ninety-day plan beginning from award date of the Master Agreement describing the strategy to market the Master Agreement to current Participating Public Agencies, existing Public Agency customers of Supplier, as well as to prospective Public Agencies nationwide immediately upon award, to include, but not limited to:

- III. i. Creation and distribution of a co-branded press release to trade publications
- IV. ii. Announcement, Master Agreement details and contact information published on the Supplier's website within first 90 days
- V. iii. Design, publication and distribution of co-branded marketing materials within first 90 days
- VI. iv. Commitment to attendance and participation with OMNIA Partners at national (i.e. NIGP Annual Forum, NPI Conference, etc.), regional (i.e. Regional NIGP Chapter Meetings, Regional Cooperative Summits, etc.) and supplier-specific trade shows, conferences and meetings throughout the term of the Master Agreement
- VII. v. Commitment to attend, exhibit and participate at the NIGP Annual Forum in an area reserved by OMNIA Partners for partner suppliers. Booth space will be purchased and staffed by Supplier. In addition, Supplier commits to provide reasonable assistance to the overall promotion and marketing efforts for the NIGP Annual Forum, as directed by OMNIA Partners.
- VIII. vi. Design and publication of national and regional advertising in trade publications throughout the term of the Master Agreement
- IX. vii. Ongoing marketing and promotion of the Master Agreement throughout its term (case studies, collateral pieces, presentations, promotions, etc.)
 - viii. Dedicated OMNIA Partners internet web-based homepage on Supplier's website with:
 - OMNIA Partners standard logo;
 - Copy of original Request for Proposal;
 - Copy of Master Agreement and amendments between Principal Procurement Agency and Supplier;
 - Summary of Products and pricing;

- Marketing Materials
- Electronic link to OMNIA Partners' website including the online registration page

We will use the OMNIA contract to help customers streamline the bid process which can monopolize precious time and resources. By utilizing a cooperative contract, they will have the ability to purchase higher quality, long-lasting products without being forced to grant an award to the lowest-cost provider.

Burke will cooperatively promote this message, the award and partnership of this contract, specifically in the first 10 days and continuing on throughout the first 90 days and beyond. This will start with an onboarding meeting with our executives and the executives of OMNIA Partners to align our goals for this contract. Our goal is to be the "go to" resource for all schools, parks, municipalities, and any additional organizations that may qualify for the OMNIA Partners contract. We will develop and utilize co-branded postcard mailers, email blasts, and Google advertising to dramatically elevate awareness, specifically against US Communities. In addition, each message will be shared via our social media campaign. Burke will also utilize our internal communication platform, Burke Spot, to highlight the newly awarded contract to our Sales Representatives. We will schedule online training with our representatives on utilizing the contract in conjunction with the OMNIA Partners staff.

Direct Mail Campaigns/ Co-branded Collateral/Advertising Schedule

Our marketing team will build in the OMNIA Partners logo and language to co-brand our pieces in our scheduled marketing campaigns. Additionally, we will budget for mailings specific to OMNIA and target high impact states. Direct mail postcards can be sent to our database, along with any database records that OMNIA provides.

We see the biggest impact for marketing efforts in the following states:

- Virginia
- Maryland
- Florida
- Illinois
- Texas
- California
- New York
- Georgia
- North Carolina
- Ohio

Website / Catalog

Burke's two most impactful marketing initiatives are our website and catalog. Burke will maintain a dedicated page within our website outlining our relationship with OMNIA Partners and providing a link to the OMNIA Partners website. OMNIA will also be included in our printed catalog. Print advertising is scheduled in local and national publications for the year and will include OMNIA in our scheduled placements. These publications include, but are not limited to, Parks & Recreation Magazine and Parks and Rec Business Magazine. We also participate in state specific publications such as California Parks and Recreation Society (CPRS) Magazine, and our partnership will also be reflected in those advertisements.

Tradeshaw Participation

Burke has increased our presence in the both local and national tradeshow circuits, especially for the National Recreation and Parks Association (NRPA) Annual Conference in September, and the American Society of Landscape Architects (ASLA) in November. Burke participated in

the 2021 OMNIA Partners Connections Conference in Miami and will continue to attend future conferences as held. Burke also welcomes the opportunity for any OMNIA staff to join us in our booth and at any social opportunities that Burke or our Authorized Representatives sponsor.

Internal Promotion

Burke provides a monthly newsletter to all our employees and our Representative firms. We will send ongoing updates regarding the contract award and reminders to include the OMNIA contract in their communication and sales tactics. We hold an annual Sales Meeting for our Representative Firms that includes continuing education presentations and updates. OMNIA contract details and reminders are included in these presentations. For the past several years we invited our OMNIA Representative to present at this meeting and, if awarded, we will continue to include this in our planning efforts.

C. Describe how Supplier will transition any existing Public Agency customers' accounts to the Master Agreement available nationally through OMNIA Partners. Include a list of current cooperative contracts (regional and national) Supplier holds and describe how the Master Agreement will be positioned among the other cooperative agreements.

Burke finds that entities who are familiar with cooperative purchasing contracts or have used them before are more likely to use them again. By targeting entities that already utilize cooperative purchasing contracts and are familiar with their innerworkings but have not used one for purchasing playground or recreational products, we can tap into the potential of this segment of already comfortable contract users. Burke will work with OMNIA Partners to understand and segment schools or other entities that adopted an cooperative purchasing program for other products and then target those entities for playground and recreational products.

Concurrently, our sales and distribution team will focus on customers that utilize alternative cooperative contracts for purchasing and educate them on the benefits of the OMNIA Partners program. We will also target entities that utilize traditional bid/RFP processes and educate them about the benefits of cooperative purchasing and specifically about the OMNIA Partners program.

OMNIA Partners - Contract# R1710301
Established 5/2017 Expires 4/2022

Equalis Group/Sourcing Alliance - Contract # 2020.05.4A
Established - 9/2020 - Expires August 2025

HGACBuy- Contract # PR11-20
Established - September 2010 - Expires October 2022

Ohio State Contract – Schedule # 800702
Established - January 2012 – Expires March 2022

NJ State Contract – Contract # T0103, 16-FLEET-00134
Established May 2012 – Expires May 2022

Texas BuyBoard – Contract # 592-19
Established March 2015 – Expires September 2022

Sourcewell – Contract 010521-BUR
Established – February 17, 2021 – Expires February 17, 2025

GSA – Contract #'s 47QSMA20D08NL & 47QSMA20D08NM
Established November 2019 – Expires November 2024

CMAS – Contract#'s 4-20-78-0025B & 4-20-78-0025C
Established January 2015 – Expires November 2024

D. Acknowledge Supplier agrees to provide its logo(s) to OMNIA Partners and agrees to provide permission for reproduction of such logo in marketing communications and promotions. Acknowledge that use of OMNIA Partners logo will require permission for reproduction, as well.

Burke acknowledges that we will provide our logo to OMNIA Partners and agree to provide permission for reproduction of our logo in marketing communications and promotions. We acknowledge that the use of the OMNIA Partners logo will require permission for reproduction.

E. Confirm Supplier will be proactive in direct sales of Supplier's goods and services to Public Agencies nationwide and the timely follow up to leads established by OMNIA Partners. All sales materials are to use the OMNIA Partners logo. At a minimum, the Supplier's sales initiatives should communicate:

Burke confirms that we will be proactive in direct sales of Burke products and services to Public Agencies nationwide and will follow up on all leads established by OMNIA Partners in a timely manner. All sales materials will include the OMNIA Partners logo. Burke communicate the above referenced bullet points to current and potential customers.

- i. Master Agreement was competitively solicited and publicly awarded by a Principal Procurement Agency
- ii. Best government pricing
- iii. No cost to participate
- iv. Non-exclusive

F. Confirm Supplier will train its national sales force on the Master Agreement. At a minimum, sales training should include:

- i. Key features of Master Agreement
- ii. Working knowledge of the solicitation process
- iii. Awareness of the range of Public Agencies that can utilize the Master Agreement through OMNIA Partners

Burke commits to continued training of our national sales force on the OMNIA Partners contract and will do this through our yearly sales conference and a minimum of at least one webinar in coordination with the OMNIA Partners team, along with focused meetings with our individual selling representative firms, coordinated by Burke's Regional Sales Team. We also will provide all training materials on our private representative website for our representatives to access.

iv. Knowledge of benefits of the use of cooperative contracts

Our expectations are that Burke and OMNIA Partners will work as a cohesive team to provide OMNIA Partners customers with the highest quality products and services for the best value in the industry. We will commit our resources to immediately train our internal staff, Representatives and current customers regarding the benefits of purchasing through OMNIA Partners. We will market the contract to existing Burke and OMNIA Partner customers. The Burke/OMNIA partnership will continue to grow throughout the term of the contract as we exceed member expectations and bring “Play That Moves You” to communities throughout the world.

G. Provide the name, title, email and phone number for the person(s), who will be responsible for:

i. Executive Support

Michael Phelan, President/CEO
mphelan@bciburke.com
 (920) 933-6700

ii. Marketing

Stacy Johnson, Director of Marketing
sjohnson@bciburke.com
 (920) 204-0963

iii. Sales

Jody Becker, Director of Sales & Business Development
jbecker@bciburke.com
 (920) 204-0966

iv. Sales Support

Marianne Larson, Sales Support Manager
mlarson@bciburke.com
 (920) 979-2721

vi. Accounts Payable

Yvonne Loduha, Accounting Associate
yloduha@bciburke.com
 (920) 933-6702

vii. Contracts

Marianne Larson, Sales Support Manager
mlarson@bciburke.com
 (920) 979-2721

H. Describe in detail how Supplier’s national sales force is structured, including contact information for the highest-level executive in charge of the sales team.

Burke employs four Regional Sales Managers (RSM) who report directly to the Director of Sales & Business Development, Jody Becker (jbecker@bciburke.com). Each RSM is assigned a territory within the United States and Canada (Northeast, Southeast, South Central, Western and Midwest). The RSMs assist our Representative Firms by joining them in customer visits, lunch & learns, tradeshow, territory development, training and recruiting. Burke’s Sales Support and Marketing Departments provide continuous support to the RSMs and Representatives. This model has proven to be very effective for Burke and demonstrates our commitment to fully support our Representative Firms and our collective customers.

Burke RSMs also handle Burke Direct sales into areas that are not currently covered by a contracted Representative firm. RSMs work closely with Burke Sales Support Staff to ensure exceptional Burke designs, timely submission of proposals and quotes, order placement, order delivery, equipment installation and service.

I. Explain in detail how the sales teams will work with the OMNIA Partners team to implement, grow and service the national program.

The Burke sales organization is comprised of exclusive distributor partners across the US who are managed by Burke's Regional Sales team. Each Regional Sales Manager is assigned a geographic region and responsible for growth and strategic development initiatives, such as the utilization of the Omnia contract to grow sales. The RSM's will work with the Omnia sales team in identifying strategic targets in their assigned region, as well as coordinate meetings and trainings with our distribution partners to grow Omnia sales. Internally, Burke is supported by our internal sales team, ensuring the proper procedures and documentation are followed according to the contract.

Explain in detail how Supplier will manage the overall national program throughout the term of the Master Agreement, including ongoing coordination of marketing and sales efforts, timely new Participating Public Agency account set-up, timely contract administration, etc.

Marketing portion: Our marketing department will work closely with OMNIA to produce cobranded materials to drive interest in both Burke and Omnia. We use email, case studies, brochures and tradeshow marketing to inform our joint customers about the benefits of purchasing Burke through Omnia.

J. State the amount of Supplier's Public Agency sales for the previous fiscal year. Provide a list of Supplier's top 10 Public Agency customers, the total purchases for each for the previous fiscal year along with a key contact for each.

K. Describe Supplier's information systems capabilities and limitations regarding order management through receipt of payment, including description of multiple platforms that may be used for any of these functions. (Accounting)

Burke has reporting capabilities through our ERP system, WorkWise. All order activity is tracked through WorkWise, which includes order entry, shipments, invoicing, and payment activities. Contract orders are flagged as such as and more detailed reports are available when necessary

L. Provide the Contract Sales (as defined in Section 12 of the OMNIA Partners Administration Agreement) that Supplier will guarantee each year under the Master Agreement for the initial three years of the Master Agreement ("Guaranteed Contract Sales").

To the extent Supplier guarantees minimum Contract Sales, the Administrative Fee shall be calculated based on the greater of the actual Contract Sales and the Guaranteed Contract Sales.

M. Even though it is anticipated many Public Agencies will be able to utilize the Master Agreement without further formal solicitation, there may be circumstances where Public

Agencies will issue their own solicitations. The following options are available when responding to a solicitation for Products covered under the Master Agreement.

- i. Respond with Master Agreement pricing (Contract Sales reported to OMNIA Partners).
- ii. If competitive conditions require pricing lower than the standard Master Agreement not-to-exceed pricing, Supplier may respond with lower pricing through the Master Agreement. If Supplier is awarded the contract, the sales are reported as Contract Sales to OMNIA Partners under the Master Agreement.
- iii. Respond with pricing higher than Master Agreement only in the unlikely event that the Public Agency refuses to utilize Master Agreement (Contract Sales are not reported to OMNIA Partners).
- iv. If alternative or multiple proposals are permitted, respond with pricing higher than Master Agreement, and include Master Agreement as the alternate or additional proposal. Detail Supplier's strategies under these options when responding to a solicitation.

Exhibit B
Administration Agreement, Example

ADMINISTRATION AGREEMENT

THIS ADMINISTRATION AGREEMENT (this "**Agreement**") is made this ___ day of _____ 20___, between National Intergovernmental Purchasing Alliance Company, a Delaware corporation d/b/a OMNIA Partners, Public Sector ("**OMNIA Partners**"), and _____ ("**Supplier**").

RECITALS

WHEREAS, the _____ (the "**Principal Procurement Agency**") has entered into a Master Agreement effective _____, Agreement No _____, by and between the Principal Procurement Agency and Supplier, (as may be amended from time to time in accordance with the terms thereof, the "**Master Agreement**"), as attached hereto as Exhibit A and incorporated herein by reference as though fully set forth herein, for the purchase of _____ (the "**Product**");

WHEREAS, said Master Agreement provides that any or all public agencies, including state and local governmental entities, public and private primary, secondary and higher education entities, non-profit entities, and agencies for the public benefit (collectively, "**Public Agencies**"), that register (either via registration on the OMNIA Partners website or execution of a Master Intergovernmental Cooperative Purchasing Agreement, attached hereto as Exhibit B) (each, hereinafter referred to as a "**Participating Public Agency**") may purchase Product at prices stated in the Master Agreement;

WHEREAS, Participating Public Agencies may access the Master Agreement which is offered through OMNIA Partners to Public Agencies;

WHEREAS, OMNIA Partners serves as the cooperative contract administrator of the Master Agreement on behalf of Principal Procurement Agency;

WHEREAS, Principal Procurement Agency desires OMNIA Partners to proceed with administration of the Master Agreement; and

WHEREAS, OMNIA Partners and Supplier desire to enter into this Agreement to make available the Master Agreement to Participating Public Agencies and to set forth certain terms and conditions governing the relationship between OMNIA Partners and Supplier.

NOW, THEREFORE, in consideration of the payments to be made hereunder and the mutual covenants contained in this Agreement, OMNIA Partners and Supplier hereby agree as follows:

DEFINITIONS

1. Capitalized terms used in this Agreement and not otherwise defined herein shall have the meanings given to them in the Master Agreement.

TERMS AND CONDITIONS

2. The Master Agreement and the terms and conditions contained therein shall apply to this Agreement except as expressly changed or modified by this Agreement. Supplier acknowledges and agrees that the covenants and agreements of Supplier set forth in the

solicitation and Supplier's response thereto resulting in the Master Agreement are incorporated herein and are an integral part hereof.

3. OMNIA Partners shall be afforded all of the rights, privileges and indemnifications afforded to Principal Procurement Agency by or from Supplier under the Master Agreement, and such rights, privileges and indemnifications shall accrue and apply with equal effect to OMNIA Partners, its agents, employees, directors, and representatives under this Agreement including, but not limited to, Supplier's obligation to obtain appropriate insurance.

4. OMNIA Partners shall perform all of its duties, responsibilities and obligations as the cooperative contract administrator of the Master Agreement on behalf of Principal Procurement Agency as set forth herein, and Supplier hereby acknowledges and agrees that all duties, responsibilities and obligations will be undertaken by OMNIA Partners solely in its capacity as the cooperative contract administrator under the Master Agreement.

5. With respect to any purchases by Principal Procurement Agency or any Participating Public Agency pursuant to the Master Agreement, OMNIA Partners shall not be: (i) construed as a dealer, re-marketer, representative, partner or agent of any type of the Supplier, Principal Procurement Agency or any Participating Public Agency; (ii) obligated, liable or responsible for any order for Product made by Principal Procurement Agency or any Participating Public Agency or any employee thereof under the Master Agreement or for any payment required to be made with respect to such order for Product; and (iii) obligated, liable or responsible for any failure by Principal Procurement Agency or any Participating Public Agency to comply with procedures or requirements of applicable law or the Master Agreement or to obtain the due authorization and approval necessary to purchase under the Master Agreement. OMNIA Partners makes no representation or guaranty with respect to any minimum purchases by Principal Procurement Agency or any Participating Public Agency or any employee thereof under this Agreement or the Master Agreement.

6. OMNIA Partners shall not be responsible for Supplier's performance under the Master Agreement, and Supplier shall hold OMNIA Partners harmless from any liability that may arise from the acts or omissions of Supplier in connection with the Master Agreement.

7. Supplier acknowledges that, in connection with its access to OMNIA Partners confidential information and/or supply of data to OMNIA Partners, it has complied with and shall continue to comply with all laws, regulations and standards that may apply to Supplier, including, without limitation: (a) United States federal and state information security and privacy statutes, regulations and/or best practices, including, without limitation, the Gramm-Leach-Bliley Act, the Massachusetts Data Security Regulations (201 C.M.R. 17.00 et. seq.), the Nevada encryption statute (N.R.S. § 603A), the California data security law (Cal. Civil Code § 1798.80 et. seq.) and California Consumer Privacy Act (Cal. Civil Code § 1798.100 et. seq.); and (b) applicable industry and regulatory standards and best practices (collectively, "**Data Regulations**").

With regard to Personal Information that Supplier collects, receives, or otherwise processes under the Agreement or otherwise in connection with performance of the Agreement, Supplier agrees that it will not: (i) sell, rent, release, disclose, disseminate, make available, transfer, or otherwise communicate orally, in writing, or by electronic or other means, such Personal Information to another business or third party for monetary or other valuable consideration; or (ii) retain, use, or disclose such Personal Information outside of the direct business relationship between Supplier and OMNIA Partners or for any purpose other than for the specific purpose of performance of the Agreement, including retaining, using, or disclosing such Personal Information for a commercial purpose other than for performance of the Agreement. By entering into the Agreement, Supplier certifies that it understands the specific restrictions contained in this Section 7 and will comply with them. For purposes hereof, "**Personal Information**" means information that identifies, relates to, describes, is reasonably capable of

being associated with, or could reasonably be linked, directly or indirectly, with a particular consumer or household, and includes the specific elements of “personal information” as defined under Data Regulations, as defined herein. Supplier will reasonably assist OMNIA Partners in timely responding to any third party “request to know” or “request to delete” (as defined pursuant to Data Regulations) and will promptly provide OMNIA Partners with information reasonably necessary for OMNIA Partners to respond to such requests. Where Supplier collects Personal Information directly from Public Agencies or others on OMNIA Partners’ behalf, Supplier will maintain records and the means necessary to enable OMNIA Partners to respond to such requests to know and requests to delete.

8. WITHOUT LIMITING THE GENERALITY OF THE FOREGOING, OMNIA PARTNERS EXPRESSLY DISCLAIMS ALL EXPRESS OR IMPLIED REPRESENTATIONS AND WARRANTIES REGARDING OMNIA PARTNERS’ PERFORMANCE AS A CONTRACT ADMINISTRATOR OF THE MASTER AGREEMENT. OMNIA PARTNERS SHALL NOT BE LIABLE IN ANY WAY FOR ANY SPECIAL, INCIDENTAL, INDIRECT, CONSEQUENTIAL, EXEMPLARY, PUNITIVE, OR RELIANCE DAMAGES, EVEN IF OMNIA PARTNERS IS ADVISED OF THE POSSIBILITY OF SUCH DAMAGES.

TERM OF AGREEMENT; TERMINATION

9. This Agreement shall be in effect so long as the Master Agreement remains in effect, provided, however, that the provisions of Sections 3 – 8 and 11 – 22, hereof and the indemnifications afforded by the Supplier to OMNIA Partners in the Master Agreement, to the extent such provisions survive any expiration or termination of the Master Agreement, shall survive the expiration or termination of this Agreement.

NATIONAL PROMOTION

10. OMNIA Partners and Supplier shall publicize and promote the availability of the Master Agreement’s products and services to Public Agencies and such agencies’ employees. Supplier shall require each Public Agency to register its participation in the OMNIA Partners program by either registering on the OMNIA Partners website (www.omniapartners.com/publicsector) or executing a Master Intergovernmental Cooperative Purchasing Agreement prior to processing the Participating Public Agency’s first sales order. Upon request, Supplier shall make available to interested Public Agencies a copy of the Master Agreement and such price lists or quotes as may be necessary for such Public Agencies to evaluate potential purchases.

11. Supplier shall provide such marketing and administrative support as set forth in the solicitation resulting in the Master Agreement, including assisting in development of marketing materials as reasonably requested by Principal Procurement Agency and OMNIA Partners. Supplier shall be responsible for obtaining permission or license of use and payment of any license fees for all content and images Supplier provides to OMNIA Partners or posts on the OMNIA Partners website. Supplier shall indemnify, defend and hold harmless OMNIA Partners for use of all such content and images including copyright infringement claims. Supplier and OMNIA Partners each hereby grant to the other party a limited, revocable, non-transferable, non-sublicensable right to use such party’s logo (each, the “**Logo**”) solely for use in marketing the Master Agreement. Each party shall provide the other party with the standard terms of use of such party’s Logo, and such party shall comply with such terms in all material respects. Both parties shall obtain approval from the other party prior to use of such party’s Logo. Notwithstanding the foregoing, the parties understand and agree that except as provided herein neither party shall have any right, title or interest in the other party’s Logo. Upon termination of this Agreement, each party shall immediately cease use of the other party’s Logo.

ADMINISTRATIVE FEE, REPORTING & PAYMENT

12. An “Administrative Fee” shall be defined and due to OMNIA Partners from Supplier in the amount of Three percent (3%) (“**Administrative Fee Percentage**”) multiplied by the total purchase amount paid to Supplier, less refunds, credits on returns, rebates and discounts, for the sale of products and/or services to Principal Procurement Agency and Participating Public Agencies pursuant to the Master Agreement (as amended from time to time and including any renewal thereof) (“**Contract Sales**”). From time to time the parties may mutually agree in writing to a lower Administrative Fee Percentage for a specifically identified Participating Public Agency’s Contract Sales.

13. Supplier shall provide OMNIA Partners with an electronic accounting report monthly, in the format prescribed by OMNIA Partners, summarizing all Contract Sales for each calendar month. The Contract Sales reporting format is provided as Exhibit C (“**Contract Sales Report**”), attached hereto and incorporated herein by reference. Contract Sales Reports for each calendar month shall be provided by Supplier to OMNIA Partners by the 10th day of the following month. Failure to provide a Contract Sales Report within the time and manner specified herein shall constitute a material breach of this Agreement and if not cured within thirty (30) days of written notice to Supplier shall be deemed a cause for termination of the Master Agreement, at Principal Procurement Agency’s sole discretion, and/or this Agreement, at OMNIA Partners’ sole discretion.

14. Administrative Fee payments are to be paid by Supplier to OMNIA Partners at the frequency and on the due date stated in Section 13, above, for Supplier’s submission of corresponding Contract Sales Reports. Administrative Fee payments are to be made via Automated Clearing House (ACH) to the OMNIA Partners designated financial institution identified in Exhibit D. Failure to provide a payment of the Administrative Fee within the time and manner specified herein shall constitute a material breach of this Agreement and if not cured within thirty (30) days of written notice to Supplier shall be deemed a cause for termination of the Master Agreement, at Principal Procurement Agency’s sole discretion, and/or this Agreement, at OMNIA Partners’ sole discretion. All Administrative Fees not paid when due shall bear interest at a rate equal to the lesser of one and one-half percent (1 1/2%) per month or the maximum rate permitted by law until paid in full.

15. Supplier shall maintain an accounting of all purchases made by Participating Public Agencies under the Master Agreement. OMNIA Partners, or its designee, in OMNIA Partners’ sole discretion, reserves the right to compare Participating Public Agency records with Contract Sales Reports submitted by Supplier for a period of four (4) years from the date OMNIA Partners receives such report. In addition, OMNIA Partners may engage a third party to conduct an independent audit of Supplier’s monthly reports. In the event of such an audit, Supplier shall provide all materials reasonably requested relating to such audit by OMNIA Partners at the location designated by OMNIA Partners. In the event an underreporting of Contract Sales and a resulting underpayment of Administrative Fees is revealed, OMNIA Partners will notify the Supplier in writing. Supplier will have thirty (30) days from the date of such notice to resolve the discrepancy to OMNIA Partners’ reasonable satisfaction, including payment of any Administrative Fees due and owing, together with interest thereon in accordance with Section 13, and reimbursement of OMNIA Partners’ costs and expenses related to such audit.

GENERAL PROVISIONS

16. This Agreement, the Master Agreement and the exhibits referenced herein supersede any and all other agreements, either oral or in writing, between the parties hereto with respect to the subject matter hereto and no other agreement, statement, or promise relating to the subject matter of this Agreement which is not contained or incorporated herein shall be valid or binding. In the event of any conflict between the provisions of this Agreement and the Master Agreement, as between OMNIA Partners and Supplier, the provisions of this Agreement shall prevail.

17. If any action at law or in equity is brought to enforce or interpret the provisions of this Agreement or to recover any Administrative Fee and accrued interest, the prevailing party shall be entitled to reasonable attorney’s fees and costs in addition to any other relief to which it may be entitled.

18. This Agreement and OMNIA Partners' rights and obligations hereunder may be assigned at OMNIA Partners' sole discretion to an affiliate of OMNIA Partners, any purchaser of any or all or substantially all of the assets of OMNIA Partners, or the successor entity as a result of a merger, reorganization, consolidation, conversion or change of control, whether by operation of law or otherwise. Supplier may not assign its obligations hereunder without the prior written consent of OMNIA Partners.

19. All written communications given hereunder shall be delivered by first-class mail, postage prepaid, or overnight delivery on receipt to the addresses as set forth below.

A. OMNIA Partners:

OMNIA Partners
Attn: President
840 Crescent Centre Drive
Suite 600
Franklin, TN 37067

B. Supplier:

20. If any provision of this Agreement shall be deemed to be, or shall in fact be, illegal, inoperative or unenforceable, the same shall not affect any other provision or provisions herein contained or render the same invalid, inoperative or unenforceable to any extent whatever, and this Agreement will be construed by limiting or invalidating such provision to the minimum extent necessary to make such provision valid, legal and enforceable.

21. This Agreement may not be amended, changed, modified, or altered without the prior written consent of the parties hereto, and no provision of this Agreement may be discharged or waived, except by a writing signed by the parties. A waiver of any particular provision will not be deemed a waiver of any other provision, nor will a waiver given on one occasion be deemed to apply to any other occasion.

22. This Agreement shall inure to the benefit of and shall be binding upon OMNIA Partners, the Supplier and any respective successor and assign thereto; subject, however, to the limitations contained herein.

23. This Agreement will be construed under and governed by the laws of the State of Delaware, excluding its conflicts of law provisions and any action arising out of or related to this Agreement shall be commenced solely and exclusively in the state or federal courts in Williamson County Tennessee.

24. This Agreement may be executed in counterparts, each of which is an original but all of which, together, shall constitute but one and the same instrument. The exchange of copies of this Agreement and of signature pages by facsimile, or by .pdf or similar electronic transmission, will constitute effective execution and delivery of this Agreement as to the parties and may be used in lieu of the original Agreement for all purposes. Signatures of the

parties transmitted by facsimile, or by .pdf or similar electronic transmission, will be deemed to be their original signatures for any purpose whatsoever.

[INSERT SUPPLIER ENTITY NAME]

**NATIONAL
INTERGOVERNMENTAL
PURCHASING ALLIANCE
COMPANY, A DELAWARE
CORPORATION D/B/A OMNIA
PARTNERS, PUBLIC SECTOR**

Signature

Signature

Name

Sarah Vavra

Title

Name

Sr. Vice President, Public Sector

Date

Contracting

Title

Date

Exhibit C
Master Intergovernmental Cooperative Purchasing Agreement, Example

MASTER INTERGOVERNMENTAL COOPERATIVE PURCHASING AGREEMENT

This Master Intergovernmental Cooperative Purchasing Agreement (this “**Agreement**”) is entered into by and between those certain government agencies that execute a Principal Procurement Agency Certificate (“**Principal Procurement Agencies**”) with National Intergovernmental Purchasing Alliance Company, a Delaware corporation d/b/a OMNIA Partners, Public Sector and/or Communities Program Management, LLC, a California limited liability company d/b/a U.S. Communities (collectively, “**OMNIA Partners**”), in its capacity as the cooperative administrator, to be appended and made a part hereof and such other public agencies (“**Participating Public Agencies**”) who register to participate in the cooperative purchasing programs administered by OMNIA Partners and its affiliates and subsidiaries (collectively, the “**OMNIA Partners Parties**”) by either registering on the OMNIA Partners website (www.omniapartners.com/publicsector or any successor website), or by executing a copy of this Agreement.

RECITALS

WHEREAS, after a competitive solicitation and selection process by Principal Procurement Agencies, in compliance with their own policies, procedures, rules and regulations, a number of suppliers have entered into “**Master Agreements**” (herein so called) to provide a variety of goods, products and services (“**Products**”) to the applicable Principal Procurement Agency and the Participating Public Agencies;

WHEREAS, Master Agreements are made available by Principal Procurement Agencies through the OMNIA Partners Parties and provide that Participating Public Agencies may purchase Products on the same terms, conditions and pricing as the Principal Procurement Agency, subject to any applicable federal and/or local purchasing ordinances and the laws of the State of purchase; and

WHEREAS, in addition to Master Agreements, the OMNIA Partners Parties may from time to time offer Participating Public Agencies the opportunity to acquire Products through other group purchasing agreements.

NOW, THEREFORE, in consideration of the mutual promises contained in this Agreement, and of the mutual benefits to result, the parties hereby agree as follows:

1. Each party will facilitate the cooperative procurement of Products.
2. The Participating Public Agencies shall procure Products in accordance with and subject to the relevant federal, state and local statutes, ordinances, rules and regulations that govern Participating Public Agency’s procurement practices. The Participating Public Agencies hereby acknowledge and agree that it is the intent of the parties that all provisions of this Agreement and that Principal Procurement Agencies’ participation in the program described herein comply with all applicable laws, including but not limited to the requirements of 42 C.F.R. § 1001.952(j), as may be amended from time to time. The Participating Public Agencies further acknowledge and agree that they are solely responsible for their compliance with all applicable “safe harbor” regulations, including but not limited to any and all obligations to fully and accurately report discounts and incentives.
3. The Participating Public Agency represents and warrants that the Participating Public

Agency is not a hospital or other healthcare provider and is not purchasing Products on behalf of a hospital or healthcare provider; provided that the foregoing shall not prohibit Participating Public Agency from furnishing health care services so long as the furnishing of healthcare services is not in furtherance of a primary purpose of the Participating Public Agency.

4. The cooperative use of Master Agreements shall be in accordance with the terms and conditions of the Master Agreements, except as modification of those terms and conditions is otherwise required by applicable federal, state or local law, policies or procedures.

5. The Principal Procurement Agencies will make available, upon reasonable request, Master Agreement information which may assist in improving the procurement of Products by the Participating Public Agencies.

6. The Participating Public Agency agrees the OMNIA Partners Parties may provide access to group purchasing organization ("**GPO**") agreements directly or indirectly by enrolling the Participating Public Agency in another GPO's purchasing program, provided that the purchase of Products through the OMNIA Partners Parties or any other GPO shall be at the Participating Public Agency's sole discretion.

7. The Participating Public Agencies (each a "**Procuring Party**") that procure Products through any Master Agreement or GPO Product supply agreement (each a "**GPO Contract**") will make timely payments to the distributor, manufacturer or other vendor (collectively, "**Supplier**") for Products received in accordance with the terms and conditions of the Master Agreement or GPO Contract, as applicable. Payment for Products and inspections and acceptance of Products ordered by the Procuring Party shall be the exclusive obligation of such Procuring Party. Disputes between Procuring Party and any Supplier shall be resolved in accordance with the law and venue rules of the State of purchase unless otherwise agreed to by the Procuring Party and Supplier.

8. The Procuring Party shall not use this Agreement as a method for obtaining additional concessions or reduced prices for purchase of similar products or services outside of the Master Agreement. Master Agreements may be structured with not-to-exceed pricing, in which cases the Supplier may offer the Procuring Party and the Procuring Party may accept lower pricing or additional concessions for purchase of Products through a Master Agreement.

9. The Procuring Party shall be responsible for the ordering of Products under this Agreement. A non-procuring party shall not be liable in any fashion for any violation by a Procuring Party, and, to the extent permitted by applicable law, the Procuring Party shall hold non-procuring party harmless from any liability that may arise from the acts or omissions of the Procuring Party.

10. WITHOUT LIMITING THE GENERALITY OF THE FOREGOING, THE OMNIA PARTNERS PARTIES EXPRESSLY DISCLAIM ALL EXPRESS OR IMPLIED REPRESENTATIONS AND WARRANTIES REGARDING ANY PRODUCT, MASTER AGREEMENT AND GPO CONTRACT. THE OMNIA PARTNERS PARTIES SHALL NOT BE LIABLE IN ANY WAY FOR ANY SPECIAL, INCIDENTAL, INDIRECT, CONSEQUENTIAL, EXEMPLARY, PUNITIVE, OR RELIANCE DAMAGES, EVEN IF THE OMNIA PARTNERS PARTIES ARE ADVISED OF THE POSSIBILITY OF SUCH DAMAGES. FURTHER, THE PROCURING PARTY ACKNOWLEDGES AND AGREES THAT THE OMNIA PARTNERS PARTIES SHALL HAVE NO LIABILITY FOR ANY ACT OR OMISSION BY A SUPPLIER OR OTHER PARTY UNDER A MASTER AGREEMENT OR GPO CONTRACT.

11. This Agreement shall remain in effect until termination by either party giving thirty (30) days' written notice to the other party. The provisions of Paragraphs 6 - 10 hereof shall survive any such termination.

12. This Agreement shall take effect upon (i) execution of the Principal Procurement Agency Certificate, or (ii) registration on the OMNIA Partners website or the execution of this Agreement by a Participating Public Agency, as applicable.

Participating Public Agency:

OMNIA Partners, as the cooperative administrator on behalf of Principal Procurement Agencies:
NATIONAL INTERGOVERNMENTAL PURCHASING ALLIANCE COMPANY COMMUNITIES PROGRAM MANAGEMENT, LLC

Authorized Signature

Name

Title and Agency Name

Date

Signature
Sarah E. Vavra

Name
Sr. Vice President, Public Sector Contracting

Title

Date

Exhibit D
Principal Procurement Agency Certificate, Example

PRINCIPAL PROCUREMENT AGENCY CERTIFICATE

In its capacity as a Principal Procurement Agency (as defined below) for National Intergovernmental Purchasing Alliance Company, a Delaware corporation d/b/a OMNIA Partners, Public Sector ("**OMNIA Partners**"), [NAME OF PPA] agrees to pursue Master Agreements for Products as specified in the attached Exhibits to this Principal Procurement Agency Certificate.

I hereby acknowledge, in my capacity as _____ of and on behalf of [NAME OF PPA] ("**Principal Procurement Agency**"), that I have read and hereby agree to the general terms and conditions set forth in the attached Master Intergovernmental Cooperative Purchasing Agreement regulating the use of the Master Agreements and purchase of Products that from time to time are made available by Principal Procurement Agencies to Participating Public Agencies nationwide through OMNIA Partners.

I understand that the purchase of one or more Products under the provisions of the Master Intergovernmental Cooperative Purchasing Agreement is at the sole and complete discretion of the Participating Public Agency.

Authorized Signature, [PRINCIPAL PROCUREMENT AGENCY]

Signature

Name

Title

Date

Exhibit F
Federal Funds Certifications

FEDERAL CERTIFICATIONS
ADDENDUM FOR AGREEMENT FUNDED BY U.S. FEDERAL GRANT

TO WHOM IT MAY CONCERN:

Participating Agencies may elect to use federal funds to purchase under the Master Agreement. This form should be completed and returned.

DEFINITIONS

Contract means a legal instrument by which a non-Federal entity purchases property or services needed to carry out the project or program under a Federal award. The term as used in this part does not include a legal instrument, even if the non-Federal entity considers it a contract, when the substance of the transaction meets the definition of a Federal award or subaward

Contractor means an entity that receives a contract as defined in Contract.

Cooperative agreement means a legal instrument of financial assistance between a Federal awarding agency or pass-through entity and a non-Federal entity that, consistent with 31 U.S.C. 6302–6305:

- (a) Is used to enter into a relationship the principal purpose of which is to transfer anything of value from the Federal awarding agency or pass-through entity to the non-Federal entity to carry out a public purpose authorized by a law of the United States (see 31 U.S.C. 6101(3)); and not to acquire property or services for the Federal government or pass-through entity's direct benefit or use;
- (b) Is distinguished from a grant in that it provides for substantial involvement between the Federal awarding agency or pass-through entity and the non-Federal entity in carrying out the activity contemplated by the Federal award.
- (c) The term does not include:
 - (1) A cooperative research and development agreement as defined in 15 U.S.C. 3710a; or
 - (2) An agreement that provides only:
 - (i) Direct United States Government cash assistance to an individual;
 - (ii) A subsidy;
 - (iii) A loan;
 - (iv) A loan guarantee; or
 - (v) Insurance.

Federal awarding agency means the Federal agency that provides a Federal award directly to a non-Federal entity

Federal award has the meaning, depending on the context, in either paragraph (a) or (b) of this section:

- (a)(1) The Federal financial assistance that a non-Federal entity receives directly from a Federal awarding agency or indirectly from a pass-through entity, as described in § 200.101 Applicability; or
- (2) The cost-reimbursement contract under the Federal Acquisition Regulations that a non-Federal entity receives directly from a Federal awarding agency or indirectly from a pass-through entity, as described in § 200.101 Applicability.
- (b) The instrument setting forth the terms and conditions. The instrument is the grant agreement, cooperative agreement, other agreement for assistance covered in paragraph (b) of § 200.40 Federal financial assistance, or the cost-reimbursement contract awarded under the Federal Acquisition Regulations.
- (c) Federal award does not include other contracts that a Federal agency uses to buy goods or services from a contractor or a contract to operate Federal government owned, contractor operated facilities (GOCOs).
- (d) See also definitions of Federal financial assistance, grant agreement, and cooperative agreement.

Non-Federal entity means a state, local government, Indian tribe, institution of higher education (IHE), or nonprofit

organization that carries out a Federal award as a recipient or subrecipient.

Nonprofit organization means any corporation, trust, association, cooperative, or other organization, not including IHEs, that:

- (a) Is operated primarily for scientific, educational, service, charitable, or similar purposes in the public interest;
- (b) Is not organized primarily for profit; and
- (c) Uses net proceeds to maintain, improve, or expand the operations of the organization.

Obligations means, when used in connection with a non-Federal entity's utilization of funds under a Federal award, orders placed for property and services, contracts and subawards made, and similar transactions during a given period that require payment by the non-Federal entity during the same or a future period.

Pass-through entity means a non-Federal entity that provides a subaward to a subrecipient to carry out part of a Federal program.

Recipient means a non-Federal entity that receives a Federal award directly from a Federal awarding agency to carry out an activity under a Federal program. The term recipient does not include subrecipients.

Simplified acquisition threshold means the dollar amount below which a non-Federal entity may purchase property or services using small purchase methods. Non-Federal entities adopt small purchase procedures in order to expedite the purchase of items costing less than the simplified acquisition threshold. The simplified acquisition threshold is set by the Federal Acquisition Regulation at 48 CFR Subpart 2.1 (Definitions) and in accordance with 41 U.S.C. 1908. As of the publication of this part, the simplified acquisition threshold is \$250,000, but this threshold is periodically adjusted for inflation. (Also see definition of § 200.67 Micro-purchase.)

Subaward means an award provided by a pass-through entity to a subrecipient for the subrecipient to carry out part of a Federal award received by the pass-through entity. It does not include payments to a contractor or payments to an individual that is a beneficiary of a Federal program. A subaward may be provided through any form of legal agreement, including an agreement that the pass-through entity considers a contract.

Subrecipient means a non-Federal entity that receives a subaward from a pass-through entity to carry out part of a Federal program; but does not include an individual that is a beneficiary of such program. A subrecipient may also be a recipient of other Federal awards directly from a Federal awarding agency.

Termination means the ending of a Federal award, in whole or in part at any time prior to the planned end of period of performance.

The following certifications and provisions may be required and apply when Participating Agency expends federal funds for any purchase resulting from this procurement process. Pursuant to 2 C.F.R. § 200.326, all contracts, including small purchases, awarded by the Participating Agency and the Participating Agency's subcontractors shall contain the procurement provisions of Appendix II to Part 200, as applicable.

APPENDIX II TO 2 CFR PART 200

(A) Contracts for more than the simplified acquisition threshold currently set at \$250,000, which is the inflation adjusted amount determined by the Civilian Agency Acquisition Council and the Defense Acquisition Regulations Council (Councils) as authorized by 41 U.S.C. 1908, must address administrative, contractual, or legal remedies in instances where contractors violate or breach contract terms, and provide for such sanctions and penalties as appropriate.

Pursuant to Federal Rule (A) above, when a Participating Agency expends federal funds, the Participating Agency reserves all rights and privileges under the applicable laws and regulations with respect to this procurement in the event of breach of contract by either party.

Does offeror agree? YES _____  Initials of Authorized Representative of offeror

(B) Termination for cause and for convenience by the grantee or subgrantee including the manner by which it will be effected and the basis for settlement. (All contracts in excess of \$10,000)

Pursuant to Federal Rule (B) above, when a Participating Agency expends federal funds, the Participating Agency reserves the right to immediately terminate any agreement in excess of \$10,000 resulting from this procurement process in the event of a breach or default of the agreement by Offeror as detailed in the terms of the contract.

Does offeror agree? YES _____  Initials of Authorized Representative of offeror

(C) Equal Employment Opportunity. Except as otherwise provided under 41 CFR Part 60, all contracts that meet the definition of "federally assisted construction contract" in 41 CFR Part 60-1.3 must include the equal opportunity clause provided under 41 CFR 60-1.4(b), in accordance with Executive Order 11246, "Equal Employment Opportunity" (30 CFR 12319, 12935, 3 CFR Part, 1964-1965 Comp., p. 339), as amended by Executive Order 11375, "Amending Executive Order 11246 Relating to Equal Employment Opportunity," and implementing regulations at 41 CFR part 60, "Office of Federal Contract Compliance Programs, Equal Employment Opportunity, Department of Labor."

Pursuant to Federal Rule (C) above, when a Participating Agency expends federal funds on any federally assisted construction contract, the equal opportunity clause is incorporated by reference herein.

Does offeror agree to abide by the above? YES _____  Initials of Authorized Representative of offeror

(D) Davis-Bacon Act, as amended (40 U.S.C. 3141-3148). When required by Federal program legislation, all prime construction contracts in excess of \$2,000 awarded by non-Federal entities must include a provision for compliance with the Davis-Bacon Act (40 U.S.C. 3141-3144, and 3146-3148) as supplemented by Department of Labor regulations (29 CFR Part 5, "Labor Standards Provisions Applicable to Contracts Covering Federally Financed and Assisted Construction"). In accordance with the statute, contractors must be required to pay wages to laborers and mechanics at a rate not less than the prevailing wages specified in a wage determination made by the Secretary of Labor. In addition, contractors must be required to pay wages not less than once a week. The non-Federal entity must place a copy of the current prevailing wage determination issued by the Department of Labor in each solicitation. The decision to award a contract or subcontract must be conditioned upon the acceptance of the wage determination. The non-Federal entity must report all suspected or reported violations to the Federal awarding agency. The contracts must also include a provision for compliance with the Copeland "Anti-Kickback" Act (40 U.S.C. 3145), as supplemented by Department of Labor regulations (29 CFR Part 3, "Contractors and Subcontractors on Public Building or Public Work Financed in Whole or in Part by Loans or Grants from the United States"). The Act provides that each contractor or subrecipient must be prohibited from inducing, by any means, any person employed in the construction, completion, or repair of public work, to give up any part of the compensation to which he or she is otherwise entitled. The non-Federal entity must report all suspected or reported violations to the Federal awarding agency.

Pursuant to Federal Rule (D) above, when a Participating Agency expends federal funds during the term of an award for all contracts and subgrants for construction or repair, offeror will be in compliance with all applicable Davis-Bacon Act provisions.

Does offeror agree? YES _____  Initials of Authorized Representative of offeror

(E) Contract Work Hours and Safety Standards Act (40 U.S.C. 3701-3708). Where applicable, all contracts awarded by the non-Federal entity in excess of \$100,000 that involve the employment of mechanics or laborers must include a provision for compliance with 40 U.S.C. 3702 and 3704, as supplemented by Department of Labor regulations (29 CFR Part 5). Under 40 U.S.C. 3702 of the Act, each contractor must be required to compute the wages of every mechanic and laborer on the basis of a standard work week of 40 hours. Work in excess of the standard work week is permissible provided that the worker is compensated at a rate of not less than one and a half times the basic rate of pay for all hours worked in excess of 40 hours in the work week. The requirements of 40 U.S.C. 3704 are applicable to construction work and provide that no laborer or mechanic must be required to work in surroundings or under working conditions which are unsanitary, hazardous or dangerous. These requirements do not apply to the purchases of supplies or materials or articles ordinarily available on the open market, or contracts for transportation or transmission of intelligence.

Pursuant to Federal Rule (E) above, when a Participating Agency expends federal funds, offeror certifies that offeror will be in compliance with all applicable provisions of the Contract Work Hours and Safety Standards Act during the term of an award for all contracts by Participating Agency resulting from this procurement process.

Does offeror agree? YES _____  Initials of Authorized Representative of offeror

(F) Rights to Inventions Made Under a Contract or Agreement. If the Federal award meets the definition of "funding agreement" under 37 CFR §401.2 (a) and the recipient or subrecipient wishes to enter into a contract with a small business firm or nonprofit organization regarding the substitution of parties, assignment or performance of experimental, developmental, or research work under that "funding agreement," the recipient or subrecipient must comply with the requirements of 37 CFR Part 401, "Rights to Inventions Made by Nonprofit Organizations and Small Business Firms Under Government Grants, Contracts and Cooperative Agreements," and any implementing regulations issued by the awarding agency.

Pursuant to Federal Rule (F) above, when federal funds are expended by Participating Agency, the offeror certifies that during the term of an award for all contracts by Participating Agency resulting from this procurement process, the offeror agrees to comply with all applicable requirements as referenced in Federal Rule (F) above.

Does offeror agree? YES _____  Initials of Authorized Representative of offeror

(G) Clean Air Act (42 U.S.C. 7401-7671q.) and the Federal Water Pollution Control Act (33 U.S.C. 1251-1387), as amended—Contracts and subgrants of amounts in excess of \$150,000 must contain a provision that requires the non-Federal award to agree to comply with all applicable standards, orders or regulations issued pursuant to the Clean Air Act (42 U.S.C. 7401-7671q) and the Federal Water Pollution Control Act as amended (33 U.S.C. 1251- 1387). Violations must be reported to the Federal awarding agency and the Regional Office of the Environmental Protection Agency (EPA)

Pursuant to Federal Rule (G) above, when federal funds are expended by Participating Agency, the offeror certifies that during the term of an award for all contracts by Participating Agency member resulting from this procurement process, the offeror agrees to comply with all applicable requirements as referenced in Federal Rule (G) above.

Does offeror agree? YES _____  Initials of Authorized Representative of offeror

(H) Debarment and Suspension (Executive Orders 12549 and 12689)—A contract award (see 2 CFR 180.220) must not be made to parties listed on the government wide exclusions in the System for Award Management (SAM), in accordance with the Executive Office of the President Office of Management and Budget (OMB) guidelines at 2 CFR 180 that implement Executive Orders 12549 (3 CFR part 1986 Comp., p. 189) and 12689 (3 CFR part 1989 Comp., p. 235), "Debarment and Suspension." SAM Exclusions contains the names of parties debarred, suspended, or otherwise excluded by agencies, as well as parties declared ineligible under statutory or regulatory authority other than Executive Order 12549.

Pursuant to Federal Rule (H) above, when federal funds are expended by Participating Agency, the offeror certifies that during the term of an award for all contracts by Participating Agency resulting from this procurement process, the offeror certifies that neither it nor its principals is presently debarred, suspended, proposed for debarment, declared ineligible, or voluntarily excluded from participation by any federal department or agency. If at any time during the term of an award the offeror or its principals becomes debarred, suspended, proposed for debarment, declared ineligible, or voluntarily excluded from participation by any federal department or agency, the offeror will notify the Participating Agency.

Does offeror agree? YES _____  Initials of Authorized Representative of offeror

(I) Byrd Anti-Lobbying Amendment (31 U.S.C. 1352)—Contractors that apply or bid for an award exceeding \$100,000 must file the required certification. Each tier certifies to the tier above that it will not and has not used Federal appropriated funds to pay any person or organization for influencing or attempting to influence an officer or employee of any agency, a member of Congress, officer or employee of Congress, or an employee of a member of Congress in connection with obtaining any Federal contract, grant or any other award covered by 31 U.S.C. 1352. Each tier must also disclose any lobbying with non-Federal funds that takes place in connection with obtaining any Federal award. Such disclosures are forwarded from tier to tier up to the non-Federal award.

Pursuant to Federal Rule (I) above, when federal funds are expended by Participating Agency, the offeror certifies that during the term and after the awarded term of an award for all contracts by Participating Agency resulting from this procurement process, the offeror certifies that it is in compliance with all applicable provisions of the Byrd Anti-Lobbying Amendment (31 U.S.C. 1352). The undersigned further certifies that:

(1) No Federal appropriated funds have been paid or will be paid for on behalf of the undersigned, to any person for influencing or attempting to influence an officer or employee of any agency, a Member of Congress, an officer or employee of congress, or an employee of a Member of Congress in connection with the awarding of a Federal contract, the making of a Federal grant, the making of a Federal loan, the entering into a cooperative agreement, and the extension, continuation, renewal, amendment, or modification of a Federal contract, grant, loan, or cooperative agreement.

(2) If any funds other than Federal appropriated funds have been paid or will be paid to any person for influencing or attempting to influence an officer or employee of any agency, a Member of Congress, an officer or employee of congress, or an employee of a Member of Congress in connection with this Federal grant or cooperative agreement, the undersigned shall complete and submit Standard Form-LLL, "Disclosure Form to Report Lobbying", in accordance with its instructions.

(3) The undersigned shall require that the language of this certification be included in the award documents for all covered sub-awards exceeding \$100,000 in Federal funds at all appropriate tiers and that all subrecipients shall certify and disclose accordingly.

Does offeror agree? YES _____



Initials of Authorized Representative of offeror

RECORD RETENTION REQUIREMENTS FOR CONTRACTS INVOLVING FEDERAL FUNDS

When federal funds are expended by Participating Agency for any contract resulting from this procurement process, offeror certifies that it will comply with the record retention requirements detailed in 2 CFR § 200.333. The offeror further certifies that offeror will retain all records as required by 2 CFR § 200.333 for a period of three years after grantees or subgrantees submit final expenditure reports or quarterly or annual financial reports, as applicable, and all other pending matters are closed.

Does offeror agree? YES _____



Initials of Authorized Representative of offeror

CERTIFICATION OF COMPLIANCE WITH THE ENERGY POLICY AND CONSERVATION ACT

When Participating Agency expends federal funds for any contract resulting from this procurement process, offeror certifies that it will comply with the mandatory standards and policies relating to energy efficiency which are contained in the state energy conservation plan issued in compliance with the Energy Policy and Conservation Act (42 U.S.C. 6321 et seq.; 49 C.F.R. Part 18).

Does offeror agree? YES _____



Initials of Authorized Representative of offeror

CERTIFICATION OF COMPLIANCE WITH BUY AMERICA PROVISIONS

To the extent purchases are made with Federal Highway Administration, Federal Railroad Administration, or Federal Transit Administration funds, offeror certifies that its products comply with all applicable provisions of the Buy America Act and agrees to provide such certification or applicable waiver with respect to specific products to any Participating Agency upon request. Purchases made in accordance with the Buy America Act must still follow the applicable procurement rules calling for free and open competition.

Does offeror agree? YES _____



Initials of Authorized Representative of offeror

CERTIFICATION OF ACCESS TO RECORDS – 2 C.F.R. § 200.336

Offeror agrees that the Inspector General of the Agency or any of their duly authorized representatives shall have access to any documents, papers, or other records of offeror that are pertinent to offeror's discharge of its obligations under the Contract for the purpose of making audits, examinations, excerpts, and transcriptions. The right also includes timely and reasonable access to offeror's personnel for the purpose of interview and discussion relating to such documents.

Does offeror agree? YES _____



Initials of Authorized Representative of offeror

CERTIFICATION OF APPLICABILITY TO SUBCONTRACTORS

Offeror agrees that all contracts it awards pursuant to the Contract shall be bound by the foregoing terms and conditions.

Does offeror agree? YES _____ Initials of Authorized Representative of offeror

Offeror agrees to comply with all federal, state, and local laws, rules, regulations and ordinances, as applicable. It is further acknowledged that offeror certifies compliance with all provisions, laws, acts, regulations, etc. as specifically noted above.

Offeror's Name: BCI BURKE COMPANY, LLC

Address, City, State, and Zip Code: 727 NORTHWEST WAY, FOND DU LAC, WI 54937

Phone Number: 920 921-9220 Fax Number:
920-921-9564

Printed Name and Title of Authorized Representative: DOUGLAS PIETROWSKI, CFO

Email Address: dpietrowski@BCIburke.com

Signature of Authorized Representative: Douglas Pietrowski Date: 11/10/2021

FEMA SPECIAL CONDITIONS

Awarded Supplier(s) may need to respond to events and losses where products and services are needed for the immediate and initial response to emergency situations such as, but not limited to, water damage, fire damage, vandalism cleanup, biohazard cleanup, sewage decontamination, deodorization, and/or wind damage during a disaster or emergency situation. By submitting a proposal, the Supplier is accepted these FEMA Special Conditions required by the Federal Emergency Management Agency (FEMA).

“Contract” in the below pages under FEMA SPECIAL CONDITIONS is also referred to and defined as the “Master Agreement”.

“Contractor” in the below pages under FEMA SPECIAL CONDITIONS is also referred to and defined as “Supplier” or “Awarded Supplier”.

Conflicts of Interest

No employee, officer, or agent may participate in the selection, award, or administration of a contract supported by a FEMA award if he or she has a real or apparent conflict of interest. Such a conflict would arise when the employee, officer, or agent, any member of his or her immediate family, his or her partner, or an organization which employs or is about to employ any of these parties, has a financial or other interest in or a tangible personal benefit from a firm considered for award. 2 C.F.R. § 200.318(c)(1); See also Standard Form 424D, ¶ 7; Standard Form 424B, ¶ 3. i. FEMA considers a “financial interest” to be the potential for gain or loss to the employee, officer, or agent, any member of his or her immediate family, his or her partner, or an organization which employs or is about to employ any of these parties as a result of the particular procurement. The prohibited financial interest may arise from ownership of certain financial instruments or investments such as stock, bonds, or real estate, or from a salary, indebtedness, job offer, or similar interest that might be affected by the particular procurement. ii. FEMA considers an “apparent” conflict of interest to exist where an actual conflict does not exist, but where a reasonable person with knowledge of the relevant facts would question the impartiality of the employee, officer, or agent participating in the procurement. c. Gifts. The officers, employees, and agents of the Participating Public Agency nor the Participating Public Agency (“NFE”) must neither solicit nor accept gratuities, favors, or anything of monetary value from contractors or parties to subcontracts. However, NFE’s may set standards for situations in which the financial interest is de minimus, not substantial, or the gift is an unsolicited item of nominal value. 2 C.F.R. § 200.318(c)(1). d. Violations. The NFE’s written standards of conduct must provide for disciplinary actions to be applied for violations of such standards by officers, employees, or agents of the NFE. 2 C.F.R. § 200.318(c)(1). For example, the penalty for a NFE’s employee may be dismissal, and the penalty for a contractor might be the termination of the contract.

Contractor Integrity

A contractor must have a satisfactory record of integrity and business ethics. Contractors that are debarred or suspended, as described in and subject to the debarment and suspension regulations implementing Executive Order 12549, *Debarment and Suspension* (1986) and Executive Order 12689, *Debarment and Suspension* (1989) at 2 C.F.R. Part 180 and the Department of Homeland Security’s regulations at 2 C.F.R. Part 3000 (Non-procurement Debarment and Suspension), must be rejected and cannot receive contract awards at any level.

Public Policy

A contractor must comply with the public policies of the Federal Government and state, local government, or tribal government. This includes, among other things, past and current compliance with the:

- a. Equal opportunity and nondiscrimination laws
- b. Five affirmative steps described at 2 C.F.R. § 200.321(b) for all subcontracting under contracts supported by FEMA financial assistance; and FEMA Procurement Guidance June 21, 2016 Page IV- 7
- c. Applicable prevailing wage laws, regulations, and executive orders

Affirmative Steps

For any subcontracting opportunities, Contractor must take the following Affirmative steps:

1. Placing qualified small and minority businesses and women's business enterprises on solicitation lists;
2. Assuring that small and minority businesses, and women's business enterprises are solicited whenever they are potential sources;
3. Dividing total requirements, when economically feasible, into smaller tasks or quantities to permit maximum participation by small and minority businesses, and women's business enterprises;
4. Establishing delivery schedules, where the requirement permits, which encourage participation by small and minority businesses, and women's business enterprises; and
5. Using the services and assistance, as appropriate, of such organizations as the Small Business Administration and the Minority Business Development Agency of the Department of Commerce.

Bid Guarantee

For proposals that are to include construction/reconstruction/renovation and related services, bids must be accompanied by Certified or Cashier's Check or an approved Bid Bond in the amount of not less than five percent (5%) of the total bid. Surety shall provide a copy of the Power of Attorney authorizing the Executing Agent the authority to execute the bid bond documents and bind the Surety to the bid bond conditions. The bid bond shall have a corporate Surety that is licensed to conduct business in the state of the lead agency and authorized to underwrite bonds in the amount of the bid bond.

Prevailing Wage Requirements

When applicable, the awarded Contractor (s) and any and all subcontractor(s) agree to comply with all laws regarding prevailing wage rates including the Davis-Bacon Act, applicable to this solicitation and/or Participating Public Agencies. The Participating Public Agency shall notify the Contractor of the applicable pricing/prevailing wage rates and must apply any local wage rates requested. The Contractor and any subcontractor(s) shall comply with the prevailing wage rates set by the Participating Public Agency.

Federal Requirements

If products and services are issued in response to an emergency or disaster recovery the items below, located in this FEMA Special Conditions section of the Federal Funds Certifications, are activated and required when federal funding may be utilized.

2 C.F.R. § 200.326 and 2 C.F.R. Part 200, Appendix II, Required Contract Clauses

1. REMEDIES

- a. Standard. Contracts for more than the simplified acquisition threshold, currently set at \$250,000, must address administrative, contractual, or legal remedies in instances where contractors violate or breach contract terms, and provide for such sanctions and penalties as appropriate. See 2 C.F.R. Part 200, Appendix II(A).
- b. Applicability. This requirement applies to all FEMA grant and cooperative agreement programs.

2. TERMINATION FOR CAUSE AND CONVENIENCE

- a. Standard. All contracts in excess of \$10,000 must address termination for cause and for

convenience by the non-Federal entity, including the manner by which it will be effected and the basis for settlement. See 2 C.F.R. Part 200, Appendix II(B).

- b. Applicability. This requirement applies to all FEMA grant and cooperative agreement programs.

3. EQUAL EMPLOYMENT OPPORTUNITY

When applicable:

- a. Standard. Except as otherwise provided under 41 C.F.R. Part 60, all contracts that meet the definition of “federally assisted construction contract” in 41 C.F.R. § 60-1.3 must include the equal opportunity clause provided under 41 C.F.R. § 60- 1.4(b), in accordance with Executive Order 11246, *Equal Employment Opportunity* (30 Fed. Reg. 12319, 12935, 3 C.F.R. Part, 1964-1965 Comp., p. 339), as amended by Executive Order 11375, *Amending Executive Order 11246 Relating to Equal Employment Opportunity*, and implementing regulations at 41 C.F.R. Part 60 (Office of Federal Contract Compliance Programs, Equal Employment Opportunity, Department of Labor). See 2 C.F.R. Part 200, Appendix II(C).
- b. Key Definitions.
 - i. Federally Assisted Construction Contract. The regulation at 41 C.F.R. § 60-1.3 defines a “federally assisted construction contract” as any agreement or modification thereof between any applicant and a person for construction work which is paid for in whole or in part with funds obtained from the Government or borrowed on the credit of the Government pursuant to any Federal program involving a grant, contract, loan, insurance, or guarantee, or undertaken pursuant to any Federal program involving such grant, contract, loan, insurance, or guarantee, or any application or modification thereof approved by the Government for a grant, contract, loan, insurance, or guarantee under which the applicant itself participates in the construction work.
 - ii. Construction Work. The regulation at 41 C.F.R. § 60-1.3 defines “construction work” as the construction, rehabilitation, alteration, conversion, extension, demolition or repair of buildings, highways, or other changes or improvements to real property, including facilities providing utility services. The term also includes the supervision, inspection, and other onsite functions incidental to the actual construction.
- c. Applicability. This requirement applies to all FEMA grant and cooperative agreement programs.
- d. Required Language. The regulation at 41 C.F.R. Part 60-1.4(b) requires the insertion of the following contract clause.

During the performance of this contract, the contractor agrees as follows:

(1) The contractor will not discriminate against any employee or applicant for employment because of race, color, religion, sex, sexual orientation, gender identity, or national origin. The contractor will take affirmative action to ensure that applicants are

employed, and that employees are treated during employment without regard to their race, color, religion, sex, sexual orientation, gender identity, or national origin. Such action shall include, but not be limited to the following:

Employment, upgrading, demotion, or transfer; recruitment or recruitment advertising; layoff or termination; rates of pay or other forms of compensation; and selection for training, including apprenticeship. The contractor agrees to post in conspicuous places, available to employees and applicants for employment, notices to be provided setting forth the provisions of this nondiscrimination clause.

(2) The contractor will, in all solicitations or advertisements for employees placed by or on behalf of the contractor, state that all qualified applicants will receive consideration for employment without regard to race, color, religion, sex, sexual orientation, gender identity, or national origin.

(3) The contractor will not discharge or in any other manner discriminate against any employee or applicant for employment because such employee or applicant has inquired about, discussed, or disclosed the compensation of the employee or applicant or another employee or applicant. This provision shall not apply to instances in which an employee who has access to the compensation information of other employees or applicants as a part of such employee's essential job functions discloses the compensation of such other employees or applicants to individuals who do not otherwise have access to such information, unless such disclosure is in response to a formal complaint or charge, in furtherance of an investigation, proceeding, hearing, or action, including an investigation conducted by the employer, or is consistent with the contractor's legal duty to furnish information.

(4) The contractor will send to each labor union or representative of workers with which he has a collective bargaining agreement or other contract or understanding, a notice to be provided advising the said labor union or workers' representatives of the contractor's commitments under this section and shall post copies of the notice in conspicuous places available to employees and applicants for employment.

(5) The contractor will comply with all provisions of Executive Order 11246 of September 24, 1965, and of the rules, regulations, and relevant orders of the Secretary of Labor.

(6) The contractor will furnish all information and reports required by Executive Order 11246 of September 24, 1965, and by rules, regulations, and orders of the Secretary of Labor, or pursuant thereto, and will permit access to his books, records, and accounts by the administering agency and the Secretary of Labor for purposes of investigation to ascertain compliance with such rules, regulations, and orders.

(7) In the event of the contractor's noncompliance with the nondiscrimination clauses of this contract or with any of the said rules, regulations, or orders, this contract may be canceled, terminated, or suspended in whole or in part and the contractor may be declared ineligible for further Government contracts or federally assisted construction contracts in accordance with procedures authorized in Executive Order 11246 of September 24, 1965, and such other sanctions may be imposed and remedies invoked as provided in Executive Order 11246 of September 24, 1965, or by rule, regulation, or order of the Secretary of Labor, or as otherwise provided by law.

(8) The contractor will include the portion of the sentence immediately preceding paragraph (1) and the provisions of paragraphs (1) through (8) in every subcontract or purchase order unless exempted by rules, regulations, or orders of the Secretary of Labor issued pursuant to section 204 of Executive Order 11246 of September 24, 1965, so that such provisions will be binding upon each subcontractor or vendor. The

contractor will take such action with respect to any subcontract or purchase order as the administering agency may direct as a means of enforcing such provisions, including sanctions for noncompliance:

Provided, however, that in the event a contractor becomes involved in, or is threatened with, litigation with a subcontractor or vendor as a result of such direction by the administering agency, the contractor may request the United States to enter into such litigation to protect the interests of the United States.

The applicant further agrees that it will be bound by the above equal opportunity clause with respect to its own employment practices when it participates in federally assisted construction work: *Provided*, That if the applicant so participating is a State or local government, the above equal opportunity clause is not applicable to any agency, instrumentality or subdivision of such government which does not participate in work on or under the contract.

The applicant agrees that it will assist and cooperate actively with the administering agency and the Secretary of Labor in obtaining the compliance of contractors and subcontractors with the equal opportunity clause and the rules, regulations, and relevant orders of the Secretary of Labor, that it will furnish the administering agency and the Secretary of Labor such information as they may require for the supervision of such compliance, and that it will otherwise assist the administering agency in the discharge of the agency's primary responsibility for securing compliance.

The applicant further agrees that it will refrain from entering into any contract or contract modification subject to Executive Order 11246 of September 24, 1965, with a contractor debarred from, or who has not demonstrated eligibility for, Government contracts and federally assisted construction contracts pursuant to the Executive Order and will carry out such sanctions and penalties for violation of the equal opportunity clause as may be imposed upon contractors and subcontractors by the administering agency or the Secretary of Labor pursuant to Part II, Subpart D of the Executive Order. In addition, the applicant agrees that if it fails or refuses to comply with these undertakings, the administering agency may take any or all of the following actions: Cancel, terminate, or suspend in whole or in part this grant (contract, loan, insurance, guarantee); refrain from extending any further assistance to the applicant under the program with respect to which the failure or refund occurred until satisfactory assurance of future compliance has been received from such applicant; and refer the case to the Department of Justice for appropriate legal proceedings.

4. DAVIS-BACON ACT

- a. Standard.** All prime construction contracts in excess of \$2,000 awarded by non-Federal entities must include a provision for compliance with the Davis-Bacon Act (40 U.S.C. §§ 3141-3144 and 3146-3148) as supplemented by Department of Labor regulations at 29 C.F.R. Part 5 (Labor Standards Provisions Applicable to Contracts Covering Federally Financed and Assisted Construction). See 29 C.F.R. Part 200, Appendix II(D). In accordance with the statute, contractors must be required to pay wages to laborers and mechanics at a rate not less than the prevailing wages specified in a wage determination made by the Secretary of Labor. In addition, contractors must be required to pay wages not less than once a week.
- b. Applicability.** The Davis-Bacon Act applies to the Emergency Management Preparedness Grant Program, Homeland Security Grant Program, Nonprofit Security Grant Program, Tribal Homeland Security Grant Program, Port Security Grant Program, and Transit Security Grant Program.

c. Requirements. If applicable, the non-federal entity must do the following:

- i. The non-Federal entity must place a copy of the current prevailing wage determination issued by the Department of Labor in each solicitation. The decision to award a contract or subcontract must be conditioned upon the acceptance of the wage determination. The non-Federal entity must report all suspected or reported violations to the Federal awarding agency.
- ii. Additionally, pursuant 2 C.F.R. Part 200, Appendix II(D), contracts subject to the Davis-Bacon Act, must also include a provision for compliance with the Copeland “Anti-Kickback” Act (40 U.S.C. § 3145), as supplemented by Department of Labor regulations at 29 C.F.R. Part 3 (Contractors and Subcontractors on Public Building or Public Work Financed in Whole or in Part by Loans or Grants from the United States). The Copeland Anti- Kickback Act provides that each contractor or subrecipient must be prohibited from inducing, by any means, any person employed in the construction, completion, or repair of public work, to give up any part of the compensation to which he or she is otherwise entitled. The non-Federal entity must report all suspected or reported violations to FEMA.
- iii. Include a provision for compliance with the Davis-Bacon Act (40 U.S.C. 3141-3144, and 3146-3148) as supplemented by Department of Labor regulations (29 CFR Part 5, “Labor Standards Provisions Applicable to Contracts Covering Federally Financed and Assisted Construction”).

Suggested Language. The following provides a sample contract clause:

Compliance with the Davis-Bacon Act.

- a. All transactions regarding this contract shall be done in compliance with the Davis-Bacon Act (40 U.S.C. 3141- 3144, and 3146-3148) and the requirements of 29C.F.R. pt. 5 as may be applicable. The contractor shall comply with 40 U.S.C. 3141-3144, and 3146-3148 and the requirements of 29 C.F.R. pt. 5 as applicable.
- b. Contractors are required to pay wages to laborers and mechanics at a rate not less than the prevailing wages specified in a wage determination made by the Secretary of Labor.
- c. Additionally, contractors are required to pay wages not less than once a week.

5. COPELAND ANTI-KICKBACK ACT

- a. Standard. Recipient and subrecipient contracts must include a provision for compliance with the Copeland “Anti-Kickback” Act (40 U.S.C. 3145), as supplemented by Department of Labor regulations (29 CFR Part 3, “Contractors and Subcontractors on Public Building or Public Work Financed in Whole or in Part by Loans or Grants from the United States”).
- b. Applicability. This requirement applies to all contracts for construction or repair work above \$2,000 in situations where the Davis-Bacon Act also applies. It DOES NOT apply to the FEMA Public Assistance Program.

- c. Requirements.** If applicable, the non-federal entity must include a provision for compliance with the Copeland “Anti-Kickback” Act (40 U.S.C. § 3145), as supplemented by Department of Labor regulations at 29 C.F.R. Part 3 (Contractors and Subcontractors on Public Building or Public Work Financed in Whole or in Part by Loans or Grants from the United States). Each contractor or subrecipient must be prohibited from inducing, by any means, any person employed in the construction, completion, or repair of public work, to give up any part of the compensation to which he or she is otherwise entitled. The non-Federal entity must report all suspected or reported violations to FEMA. Additionally, in accordance with the regulation, each contractor and subcontractor must furnish each week a statement with respect to the wages paid each of its employees engaged in work covered by the Copeland Anti-Kickback Act and the Davis Bacon Act during the preceding weekly payroll period. The report shall be delivered by the contractor or subcontractor, within seven days after the regular payment date of the payroll period, to a representative of a Federal or State agency in charge at the site of the building or work.

Sample Language. The following provides a sample contract clause:

Compliance with the Copeland “Anti-Kickback” Act.

- a. Contractor. The contractor shall comply with 18 U.S.C. §874, 40 U.S.C. § 3145, and the requirements of 29 C.F.R. pt. 3 as may be applicable, which are incorporated by reference into this contract.
- b. Subcontracts. The contractor or subcontractor shall insert in any subcontracts the clause above and such other clauses as FEMA may by appropriate instructions require, and also a clause requiring the subcontractors to include these clauses in any lower tier subcontracts. The prime contractor shall be responsible for the compliance by any subcontractor or lower tier subcontractor with all of these contract clauses.
- c. Breach. A breach of the contract clauses above may be grounds for termination of the contract, and for debarment as a contractor and subcontractor as provided in 29 C.F.R. §5.12.”

6. CONTRACT WORK HOURS AND SAFETY STANDARDSACT

- a. Standard. Where applicable (see 40 U.S.C. §§ 3701-3708), all contracts awarded by the non-Federal entity in excess of \$100,000 that involve the employment of mechanics or laborers must include a provision for compliance with 40 U.S.C. §§ 3702 and 3704, as supplemented by Department of Labor regulations at 29 C.F.R. Part 5. See 2 C.F.R. Part 200, Appendix II(E). Under 40 U.S.C. § 3702, each contractor must be required to compute the wages of every mechanic and laborer on the basis of a standard work week of 40 hours. Work in excess of the standard work week is permissible provided that the worker is compensated at a rate of not less than one and a half times the basic rate of pay for all hours worked in excess of 40 hours in the work week. Further, no laborer or mechanic must be required to work in surroundings or under working conditions which are unsanitary, hazardous, or dangerous.
- b. Applicability. This requirement applies to all FEMA contracts awarded by the non- federal entity in excess of \$100,000 under grant and cooperative agreement programs that involve the employment of mechanics or laborers. It is applicable to construction work. These

requirements do not apply to the purchase of supplies or materials or articles ordinarily available on the open market, or contracts for transportation or transmission of intelligence.

- c. Suggested Language. The regulation at 29 C.F.R. § 5.5(b) provides contract clause language concerning compliance with the Contract Work Hours and Safety Standards Act. FEMA suggests including the following contract clause:

Compliance with the Contract Work Hours and Safety Standards Act.

(1) *Overtime requirements*. No contractor or subcontractor contracting for any part of the contract work which may require or involve the employment of laborers or mechanics shall require or permit any such laborer or mechanic in any workweek in which he or she is employed on such work to work in excess of forty hours in such workweek unless such laborer or mechanic receives compensation at a rate not less than one and one-half times the basic rate of pay for all hours worked in excess of forty hours in such workweek.

(2) *Violation; liability for unpaid wages; liquidated damages*. In the event of any violation of the clause set forth in paragraph (b)(1) of this section the contractor and any subcontractor responsible therefor shall be liable for the unpaid wages. In addition, such contractor and subcontractor shall be liable to the United States (in the case of work done under contract for the District of Columbia or a territory, to such District or to such territory), for liquidated damages. Such liquidated damages shall be computed with respect to each individual laborer or mechanic, including watchmen and guards, employed in violation of the clause set forth in paragraph (b)(1) of this section, in the sum of \$27 for each calendar day on which such individual was required or permitted to work in excess of the standard workweek of forty hours without payment of the overtime wages required by the clause set forth in paragraph (b)(1) of this section.

(3) *Withholding for unpaid wages and liquidated damages*. The Federal agency or loan/grant recipient shall upon its own action or upon written request of an authorized representative of the Department of Labor withhold or cause to be withheld, from any moneys payable on account of work performed by the contractor or subcontractor under any such contract or any other Federal contract with the same prime contractor, or any other federally-assisted contract subject to the Contract Work Hours and Safety Standards Act, which is held by the same prime contractor, such sums as may be determined to be necessary to satisfy any liabilities of such contractor or subcontractor for unpaid wages and liquidated damages as provided in the clause set forth in paragraph (b)(2) of this section.

(4) *Subcontracts*. The contractor or subcontractor shall insert in any subcontracts the clauses set forth in paragraph (b)(1) through (4) of this section and also a clause requiring the subcontractors to include these clauses in any lower tier subcontracts. The prime contractor shall be responsible for compliance by any subcontractor or lower tier subcontractor with the clauses set forth in paragraphs (b)(1) through (4) of this section.

7. RIGHTS TO INVENTIONS MADE UNDER A CONTRACT OR AGREEMENT

- a. Standard. If the FEMA award meets the definition of “funding agreement” under 37C.F.R. § 401.2(a) and the non-Federal entity wishes to enter into a contract with a small business firm or nonprofit organization regarding the substitution of parties, assignment or performance of experimental, developmental, or research work under that “funding

agreement,” the non- Federal entity must comply with the requirements of 37 C.F.R. Part 401 (Rights to Inventions Made by Nonprofit Organizations and Small Business Firms Under Government Grants, Contracts and Cooperative Agreements), and any implementing regulations issued by FEMA. See 2 C.F.R. Part 200, Appendix II(F).

- b.** Applicability. This requirement applies to “*funding agreements*,” but it DOES NOT apply to the Public Assistance, Hazard Mitigation Grant Program, Fire Management Assistance Grant Program, Crisis Counseling Assistance and Training Grant Program, Disaster Case Management Grant Program, and Federal Assistance to Individuals and Households – Other Needs Assistance Grant Program, as FEMA awards under these programs do not meet the definition of “funding agreement.”
- c.** Funding Agreements Definition. The regulation at 37 C.F.R. § 401.2(a) defines “funding agreement” as any contract, grant, or cooperative agreement entered into between any Federal agency, other than the Tennessee Valley Authority, and any contractor for the performance of experimental, developmental, or research work funded in whole or in part by the Federal government. This term also includes any assignment, substitution of parties, or subcontract of any type entered into for the performance of experimental, developmental, or research work under a funding agreement as defined in the first sentence of this paragraph.

8. CLEAN AIR ACT AND THE FEDERAL WATER POLLUTION CONTROL ACT

- a.** Standard. If applicable, contracts must contain a provision that requires the contractor to agree to comply with all applicable standards, orders, or regulations issued pursuant to the Clean Air Act (42 U.S.C. §§ 7401-7671q.) and the Federal Water Pollution Control Act as amended (33 U.S.C. §§ 1251-1387). Violations must be reported to FEMA and the Regional Office of the Environmental Protection Agency. See 2 C.F.R. Part 200, Appendix II(G).
- b.** Applicability. This requirement applies to contracts awarded by a non-federal entity of amounts in excess of \$150,000 under a federal grant.
- c.** Suggested Language. The following provides a sample contract clause.

Clean Air Act

1. The contractor agrees to comply with all applicable standards, orders or regulations issued pursuant to the Clean Air Act, as amended, 42 U.S.C. § 7401 et seq.
2. The contractor agrees to report each violation to the Participating Public Agency and understands and agrees that the Participating Public Agency will, in turn, report each violation as required to assure notification to the Federal Emergency Management Agency, and the appropriate Environmental Protection Agency Regional Office.
3. The contractor agrees to include these requirements in each subcontract exceeding \$150,000 financed in whole or in part with Federal assistance provided by FEMA.

Federal Water Pollution Control Act

1. The contractor agrees to comply with all applicable standards, orders, or regulations issued pursuant to the Federal Water Pollution Control Act, as amended, 33 U.S.C. 1251 et seq.
2. The contractor agrees to report each violation to the Participating Public Agency and understands and agrees that the Participating Public Agency will, in turn, report each violation as required to assure notification to the Federal Emergency Management Agency, and the appropriate Environmental Protection Agency Regional Office.
3. The contractor agrees to include these requirements in each subcontract exceeding \$150,000 financed in whole or in part with Federal assistance provided by FEMA.

9. DEBARMENT AND SUSPENSION

- a. Standard. Non-Federal entities and contractors are subject to the debarment and suspension regulations implementing Executive Order 12549, *Debarment and Suspension* (1986) and Executive Order 12689, *Debarment and Suspension* (1989) at 2 C.F.R. Part 180 and the Department of Homeland Security's regulations at 2 C.F.R. Part 3000 (Non-procurement Debarment and Suspension).
- b. Applicability. This requirement applies to all FEMA grant and cooperative agreement programs.
- c. Requirements.
 - i. These regulations restrict awards, subawards, and contracts with certain parties that are debarred, suspended, or otherwise excluded from or ineligible for participation in Federal assistance programs and activities. See 2 C.F.R. Part 200, Appendix II(H); and 2 C.F.R. § 200.213. A contract award must not be made to parties listed in the SAM Exclusions. SAM Exclusions is the list maintained by the General Services Administration that contains the names of parties debarred, suspended, or otherwise excluded by agencies, as well as parties declared ineligible under statutory or regulatory authority other than Executive Order 12549. SAM exclusions can be accessed at www.sam.gov. See 2 C.F.R. § 180.530.
 - ii. In general, an "excluded" party cannot receive a Federal grant award or a contract within the meaning of a "covered transaction," to include subawards and subcontracts. This includes parties that receive Federal funding indirectly, such as contractors to recipients and subrecipients. The key to the exclusion is whether there is a "covered transaction," which is any non-procurement transaction (unless excepted) at either a "primary" or "secondary" tier. Although "covered transactions" do not include contracts awarded by the Federal Government for purposes of the non-procurement common rule and DHS's implementing regulations, it does include some contracts awarded by recipients and subrecipients.
 - iii. Specifically, a covered transaction includes the following contracts for goods or services:

1. The contract is awarded by a recipient or subrecipient in the amount of at least \$25,000.
 2. The contract requires the approval of FEMA, regardless of amount.
 3. The contract is for federally-required audit services.
 4. A subcontract is also a covered transaction if it is awarded by the contractor of a recipient or subrecipient and requires either the approval of FEMA or is in excess of \$25,000.
- d. Suggested Language. The following provides a debarment and suspension clause. It incorporates an optional method of verifying that contractors are not excluded or disqualified.

Suspension and Debarment

- (1) This contract is a covered transaction for purposes of 2 C.F.R. pt. 180 and 2 C.F.R. pt. 3000. As such, the contractor is required to verify that none of the contractor's principals (defined at 2 C.F.R. § 180.995) or its affiliates (defined at 2 C.F.R. § 180.905) are excluded (defined at 2 C.F.R. § 180.940) or disqualified (defined at 2 C.F.R. § 180.935).
- (2) The contractor must comply with 2 C.F.R. pt. 180, subpart C and 2 C.F.R. pt. 3000, subpart C, and must include a requirement to comply with these regulations in any lower tier covered transaction it enters into.
- (3) This certification is a material representation of fact relied upon by the Participating Public Agency. If it is later determined that the contractor did not comply with 2 C.F.R. pt. 180, subpart C and 2 C.F.R. pt. 3000, subpart C, in addition to remedies available to the Participating Public Agency, the Federal Government may pursue available remedies, including but not limited to suspension and/or debarment.
- (4) The bidder or proposer agrees to comply with the requirements of 2 C.F.R. pt. 180, subpart C and 2 C.F.R. pt. 3000, subpart C while this offer is valid and throughout the period of any contract that may arise from this offer. The bidder or proposer further agrees to include a provision requiring such compliance in its lower tier covered transactions.

10. BYRD ANTI-LOBBYING AMENDMENT

- a. Standard. Each tier certifies to the tier above that it will not and has not used Federal appropriated funds to pay any person or organization for influencing or attempting to influence an officer or employee of any agency, a Member of Congress, officer or employee of Congress, or an employee of a Member of Congress in connection with obtaining any Federal contract, grant or any other award covered by 31 U.S.C. § 1352. FEMA's regulation at 44 C.F.R. Part 18 implements the requirements of 31 U.S.C. § 1352 and provides, in Appendix A to Part 18, a copy of the certification that is required to be completed by each entity as described in 31 U.S.C. § 1352. Each tier must also disclose any lobbying with non-Federal funds that takes place in connection with obtaining any Federal award. Such disclosures are forwarded from tier to tier up to the Federal awarding agency.

- b. Applicability. This requirement applies to all FEMA grant and cooperative agreement programs. Contractors that apply or bid for a contract of \$100,000 or more under a federal grant must file the required certification. See 2 C.F.R. Part 200, Appendix II(I); 31 U.S.C. § 1352; and 44 C.F.R. Part 18.
- c. Suggested Language.

Byrd Anti-Lobbying Amendment, 31 U.S.C. § 1352 (as amended)

Contractors who apply or bid for an award of \$100,000 or more shall file the required certification. Each tier certifies to the tier above that it will not and has not used Federal appropriated funds to pay any person or organization for influencing or attempting to influence an officer or employee of any agency, a Member of Congress, officer or employee of Congress, or an employee of a Member of Congress in connection with obtaining any Federal contract, grant, or any other award covered by 31 U.S.C. § 1352. Each tier shall also disclose any lobbying with non-Federal funds that takes place in connection with obtaining any Federal award. Such disclosures are forwarded from tier to tier up to the recipient who in turn will forward the certification(s) to the awarding agency.

- d. Required Certification. If applicable, contractors must sign and submit to the non-federal entity the following certification.

APPENDIX A, 44 C.F.R. PART 18 – CERTIFICATION REGARDING LOBBYING

Certification for Contracts, Grants, Loans, and Cooperative Agreements

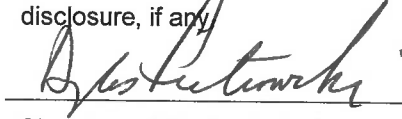
The undersigned certifies, to the best of his or her knowledge and belief, that:

1. No Federal appropriated funds have been paid or will be paid, by or on behalf of the undersigned, to any person for influencing or attempting to influence an officer or employee of an agency, a Member of Congress, an officer or employee of Congress, or an employee of a Member of Congress in connection with the awarding of any Federal contract, the making of any Federal grant, the making of any Federal loan, the entering into of any cooperative agreement, and the extension, continuation, renewal, amendment, or modification of any Federal contract, grant, loan, or cooperative agreement.
2. If any funds other than Federal appropriated funds have been paid or will be paid to any person for influencing or attempting to influence an officer or employee of any agency, a Member of Congress, an officer or employee of Congress, or an employee of a Member of Congress in connection with this Federal contract, grant, loan, or cooperative agreement, the undersigned shall complete and submit Standard Form-LLL, "Disclosure Form to Report Lobbying," in accordance with its instructions.
3. The undersigned shall require that the language of this certification be included in the award documents for all subawards at all tiers (including subcontracts, subgrants, and contracts under grants, loans, and cooperative agreements) and that all subrecipients shall certify and disclose accordingly.

This certification is a material representation of fact upon which reliance was placed

when this transaction was made or entered into. Submission of this certification is a prerequisite for making or entering into this transaction imposed by section 1352, title 31, U.S. Code. Any person who fails to file the required certification shall be subject to a civil penalty of not less than \$10,000 and not more than \$100,000 for each such failure.

The Contractor, BEL BANK COMPANY, LLC, certifies or affirms the truthfulness and accuracy of each statement of its certification and disclosure, if any. In addition, the Contractor understands and agrees that the provisions of 31 U.S.C. Chap. 38, Administrative Remedies for False Claims and Statements, apply to this certification and disclosure, if any.



Signature of Contractor's Authorized Official

DOUGLAS PIETROWSKI CFO

Name and Title of Contractor's Authorized Official

11/10/2021

Date

11. PROCUREMENT OF RECOVERED MATERIALS

- a. Standard. A non-Federal entity that is a state agency or agency of a political subdivision of a state and its contractors must comply with Section 6002 of the Solid Waste Disposal Act, as amended by the Resource Conservation and Recovery Act. See 2 C.F.R. Part 200, Appendix II(J); and 2 C.F.R. §200.322.
- b. Applicability. This requirement applies to all contracts awarded by a non- federal entity under FEMA grant and cooperative agreement programs.
- c. Requirements. The requirements of Section 6002 include procuring only items designated in guidelines of the EPA at 40 C.F.R. Part 247 that contain the highest percentage of recovered materials practicable, consistent with maintaining a satisfactory level of competition, where the purchase price of the item exceeds \$10,000 or the value of the quantity acquired by the preceding fiscal year exceeded \$10,000; procuring solid waste management services in a manner that maximizes energy and resource recovery; and establishing an affirmative procurement program for procurement of recovered materials identified in the EPA guidelines.
- d. Suggested Language.
 - i. In the performance of this contract, the Contractor shall make maximum use of products containing recovered materials that are EPA-designated items unless the product cannot be acquired—
 1. Competitively within a timeframe providing for compliance with the contract performance schedule;
 2. Meeting contract performance requirements; or
 3. At a reasonable price.
 - ii. Information about this requirement, along with the list of EPA- designated items, is available at EPA's Comprehensive Procurement Guidelines web site, <https://www.epa.gov/smm/comprehensive-procurement-guideline-cpg-program>.
 - iii. The Contractor also agrees to comply with all other applicable requirements of Section 6002 of the Solid Waste Disposal Act.”

12. ACCESS TO RECORDS

- a. Standard. All recipients, subrecipients, successors, transferees, and assignees must acknowledge and agree to comply with applicable provisions governing DHS access to records, accounts, documents, information, facilities, and staff. Recipients must give DHS/FEMA access to, and the right to examine and copy, records, accounts, and other documents and sources of information related to the federal financial assistance award and permit access to facilities, personnel, and other individuals and information as may be necessary, as required by DHS regulations *and* other applicable laws or program guidance. See DHS Standard Terms and Conditions: Version 8.1 (2018). Additionally, Section 1225 of the Disaster Recovery Reform Act of 2018 prohibits FEMA from providing reimbursement to any state, local, tribal, or territorial government, or private non-profit for activities made pursuant to a contract that purports to prohibit audits or internal reviews by the FEMA administrator or ComptrollerGeneral.

Access to Records. The following access to records requirements apply to this contract:

- i. The Contractor agrees to provide Participating Public Agency, the FEMA Administrator, the Comptroller General of the United States, or any of their authorized representatives access to any books, documents, papers, and records of the Contractor which are directly pertinent to this contract for the purposes of making audits, examinations, excerpts, and transcriptions.
- ii. The Contractor agrees to permit any of the foregoing parties to reproduce by any means whatsoever or to copy excerpts and transcriptions as reasonably needed.
- iii. The Contractor agrees to provide the FEMA Administrator or his authorized representatives access to construction or other work sites pertaining to the work being completed under the contract.
- iv. In compliance with the Disaster Recovery Act of 2018, the Participating Public Agency and the Contractor acknowledge and agree that no language in this contract is intended to prohibit audits or internal reviews by the FEMA Administrator or the Comptroller General of the United States.

13. CHANGES

- a. Standard. To be eligible for FEMA assistance under the non-Federal entity's FEMA grant or cooperative agreement, the cost of the change, modification, change order, or constructive change must be allowable, allocable, within the scope of its grant or cooperative agreement, and reasonable for the completion of project scope.
- b. Applicability. FEMA recommends, therefore, that a non-Federal entity include a changes clause in its contract that describes how, if at all, changes can be made by either party to alter the method, price, or schedule of the work without breaching the contract. The language of the clause may differ depending on the nature of the contract and the end-item procured.

14. DHS SEAL, LOGO, AND FLAGS

- a. Standard. Recipients must obtain permission prior to using the DHS seal(s), logos, crests, or reproductions of flags or likenesses of DHS agency officials. See DHS Standard Terms and Conditions: Version 8.1 (2018).
- b. Applicability. FEMA recommends that all non-Federal entities place in their contracts a provision that a contractor shall not use the DHS seal(s), logos, crests, or reproductions of flags or likenesses of DHS agency officials without specific FEMA pre-approval.
- c. "The contractor shall not use the DHS seal(s), logos, crests, or reproductions of flags or likenesses of DHS agency officials without specific FEMA pre-approval.

15. COMPLIANCE WITH FEDERAL LAW, REGULATIONS, AND EXECUTIVE ORDERS

- a. Standard. The recipient and its contractors are required to comply with all Federal laws, regulations, and executive orders.
- b. Applicability. FEMA recommends that all non-Federal entities place into their contracts an acknowledgement that FEMA financial assistance will be used to fund the contract along with the requirement that the contractor will comply with all applicable Federal law, regulations, executive orders, and FEMA policies, procedures, and directives.
- c. "This is an acknowledgement that FEMA financial assistance will be used to fund all or a portion of the contract. The contractor will comply with all applicable Federal law, regulations, executive orders, FEMA policies, procedures, and directives."

16. NO OBLIGATION BY FEDERAL GOVERNMENT

- a. Standard. FEMA is not a party to any transaction between the recipient and its contractor. FEMA is not subject to any obligations or liable to any party for any matter relating to the contract.
- b. Applicability. FEMA recommends that the non-Federal entity include a provision in its contract that states that the Federal Government is not a party to the contract and is not subject to any obligations or liabilities to the non-Federal entity, contractor, or any other party pertaining to any matter resulting from the contract.
- c. "The Federal Government is not a party to this contract and is not subject to any obligations or liabilities to the non-Federal entity, contractor, or any other party pertaining to any matter resulting from the contract."

17. PROGRAM FRAUD AND FALSE OR FRAUDULENT STATEMENTS OR RELATED ACTS

- a. Standard. Recipients must comply with the requirements of The False Claims Act (31 U.S.C. §§ 3729-3733) which prohibits the submission of false or fraudulent claims for payment to the federal government. See DHS Standard Terms and Conditions: Version 8.1 (2018); and 31 U.S.C. §§ 3801-3812, which details the administrative remedies for false claims and statements made. The non-Federal entity must include a provision in its contract that the contractor acknowledges that 31 U.S.C. Chap. 38 (Administrative Remedies for False Claims and Statements) applies to its actions pertaining to the contract.
- b. Applicability. FEMA recommends that the non-Federal entity include a provision in its contract that the contractor acknowledges that 31 U.S.C. Chap. 38 (Administrative Remedies for False Claims and Statements) applies to its actions pertaining to the contract.
- c. "The Contractor acknowledges that 31 U.S.C. Chap. 38 (Administrative Remedies for False Claims and Statements) applies to the Contractor's actions pertaining to this contract."

Offeror agrees to comply with all terms and conditions outlined in the FEMA Special Conditions section of this solicitation.

Offeror's Name: BCT BURKE COMPANY, LLC

Address, City, State, and Zip Code: 727 NORTHWEST WAY FOND DU LAC, WI 54937

Phone Number: 920 921 9220 Fax Number: 920 921 9566

Printed Name and Title of Authorized Representative: DOUGLAS PIETROWSKI CFO

Email Address: dpietrowski@BCTBURKE.COM

Signature of Authorized Representative: Douglas Pietrowski

Date: 11/10/2021

Exhibit G
New Jersey Business Compliance

NEW JERSEY BUSINESS COMPLIANCE

Suppliers intending to do business in the State of New Jersey must comply with policies and procedures required under New Jersey statutes. All offerors submitting proposals must complete the following forms specific to the State of New Jersey. Completed forms should be submitted with the offeror's response to the RFP. Failure to complete the New Jersey packet will impact OMNIA Partners' ability to promote the Master Agreement in the State of New Jersey.

- DOC #1 Ownership Disclosure Form
- DOC #2 Non-Collusion Affidavit
- DOC #3 Affirmative Action Affidavit
- DOC #4 Political Contribution Disclosure Form
- DOC #5 Stockholder Disclosure Certification
- DOC #6 Certification of Non-Involvement in Prohibited Activities in Iran
- DOC #7 New Jersey Business Registration Certificate

New Jersey suppliers are required to comply with the following New Jersey statutes when applicable:

- all anti-discrimination laws, including those contained in N.J.S.A. 10:2-1 through N.J.S.A. 10:2-14, N.J.S.A. 10:5-1, and N.J.S.A. 10:5-31 through 10:5-38;
- Prevailing Wage Act, N.J.S.A. 34:11-56.26, for all contracts within the contemplation of the Act;
- Public Works Contractor Registration Act, N.J.S.A. 34:11-56.26; and
- Bid and Performance Security, as required by the applicable municipal or state statutes.

STATEMENT OF OWNERSHIP DISCLOSURE

N.J.S.A. 52:25-24.2 (P.L. 1977, c.33, as amended by P.L. 2016, c.43)

This statement shall be completed, certified to, and included with all bid and proposal submissions. Failure to submit the required information is cause for automatic rejection of the bid or proposal.

Name of Organization: BCI Burke Company, LLC

Organization Address: 727 Northwest Way Fowd du Lac, WI 54937

Part I Check the box that represents the type of business organization:

- Sole Proprietorship (skip Parts II and III, execute certification in Part IV)
- Non-Profit Corporation (skip Parts II and III, execute certification in Part IV)
- For-Profit Corporation (any type) Limited Liability Company (LLC)
- Partnership Limited Partnership Limited Liability Partnership (LLP)
- Other (be specific): _____

Part II

- The list below contains the names and addresses of all stockholders in the corporation who own 10 percent or more of its stock, of any class, or of all individual partners in the partnership who own a 10 percent or greater interest therein, or of all members in the limited liability company who own a 10 percent or greater interest therein, as the case may be. **(COMPLETE THE LIST BELOW IN THIS SECTION)**

OR

- No one stockholder in the corporation owns 10 percent or more of its stock, of any class, or no individual partner in the partnership owns a 10 percent or greater interest therein, or no member in the limited liability company owns a 10 percent or greater interest therein, as the case may be. **(SKIP TO PART IV)**

(Please attach additional sheets if more space is needed):

Name of Individual or Business Entity	Home Address (for Individuals) or Business Address
THE HALIFAX Group	1133 CONNECTICUT AVE. N.W. SUITE 300 WASHINGTON DC 20036

--	--

Part III DISCLOSURE OF 10% OR GREATER OWNERSHIP IN THE STOCKHOLDERS, PARTNERS OR LLC MEMBERS LISTED IN PART II

If a bidder has a direct or indirect parent entity which is publicly traded, and any person holds a 10 percent or greater beneficial interest in the publicly traded parent entity as of the last annual federal Security and Exchange Commission (SEC) or foreign equivalent filing, ownership disclosure can be met by providing links to the website(s) containing the last annual filing(s) with the federal Securities and Exchange Commission (or foreign equivalent) that contain the name and address of each person holding a 10% or greater beneficial interest in the publicly traded parent entity, along with the relevant page numbers of the filing(s) that contain the information on each such person. **Attach additional sheets if more space is needed.**


Website (URL) containing the last annual SEC (or foreign equivalent) filing	Page #'s

Please list the names and addresses of each stockholder, partner or member owning a 10 percent or greater interest in any corresponding corporation, partnership and/or limited liability company (LLC) listed in Part II **other than for any publicly traded parent entities referenced above.** The disclosure shall be continued until names and addresses of every noncorporate stockholder, and individual partner, and member exceeding the 10 percent ownership criteria established pursuant to N.J.S.A. 52:25-24.2 has been listed. **Attach additional sheets if more space is needed.**

Stockholder/Partner/Member and Corresponding Entity Listed in Part II	Home Address (for Individuals) or Business Address

Part IV Certification

I, being duly sworn upon my oath, hereby represent that the foregoing information and any attachments thereto to the best of my knowledge are true and complete. I acknowledge: that I am authorized to execute this certification on behalf of the bidder/proposer; that the **<name of contracting unit>** is relying on the information contained herein and that I am under a continuing obligation from the date of this certification through the completion of any contracts with **<type of contracting unit>** to notify the **<type of contracting unit>** in writing of any changes to the information contained herein; that I am aware that it is a criminal offense to make a false statement or misrepresentation in this certification, and if I do so, I am subject to criminal prosecution under the law and that it will constitute a material breach of my agreement(s) with the, permitting the **<type of contracting unit>** to declare any contract(s) resulting from this certification void and unenforceable.

Full Name (Print):		Title:	CFO
--------------------	---	--------	-----

Signature:	<i>[Handwritten Signature]</i>	Date:	<i>11/10/2021</i>
------------	--------------------------------	-------	-------------------

DOC #2

NON-COLLUSION AFFIDAVIT

STANDARD BID DOCUMENT REFERENCE	
	Reference: VII-H
Name of Form:	NON-COLLUSION AFFIDAVIT
Statutory Reference:	No specific statutory reference State Statutory Reference N.J.S.A. 52:34-15
Instructions Reference:	Statutory and Other Requirements VII-H
Description:	The Owner's use of this form is optional. It is used to ensure that the bidder has not participated in any collusion with any other bidder or Owner representative or otherwise taken any action in restraint of free and competitive bidding.

NON-COLLUSION AFFIDAVIT

State of New Jersey
County of _____

ss:

I, Douglas Pietrowski residing in
Fond du Lac, WI (name of municipality) (name of affiant)

in the County of Fond du Lac and State of
WISCONSIN of full age, being duly sworn according to law on my oath depose
and say that:

I am CFO of the firm of
BCI Buckle Company, LLC (title of position) (name of firm)

_____ the bidder making this Proposal for the bid
entitled SOLICITATION Number #22-02, and that I executed the said proposal with
(title of bid proposal)

full authority to do so that said bidder has not, directly or indirectly entered into any
agreement, participated in any collusion, or otherwise taken any action in restraint of free,
competitive bidding in connection with the above named project; and that all statements
contained in said proposal and in this affidavit are true and correct, and made with full
knowledge that the Region 4 ESC relies upon the truth of
(name of contracting unit)

and in the statements contained in this affidavit in awarding the contract for the said project.

I further warrant that no person or selling agency has been employed or retained to solicit or
secure such contract upon an agreement or understanding for a commission, percentage,
brokerage, or contingent fee, except bona fide employees or bona fide established
commercial or selling agencies maintained by
BCI Buckle Company, LLC.

Subscribed and sworn to

before me this day

Douglas Pietrowski
Signature Douglas Pietrowski

Nov. 10 2021
Wonne S. Lodeha
(Type or print name of affiant under signature)

Wonne S. Lodeha
Notary public of State of Wisconsin
County of Fond du Lac

My Commission expires 10-17-25

(Seal)

**AFFIRMATIVE ACTION AFFIDAVIT
(P.L. 1975, C.127)**

Company Name: BET BURKE COMPANY, LLC
Street: 727 NORTHWEST WAY
City, State, Zip Code: FOND DU LAC, WI 54937

Proposal Certification:

Indicate below company's compliance with New Jersey Affirmative Action regulations. Company's proposal will be accepted even if company is not in compliance at this time. No contract and/or purchase order may be issued, however, until all Affirmative Action requirements are met.

Required Affirmative Action Evidence:

Procurement, Professional & Service Contracts (Exhibit A)

Vendors must submit with proposal:

1. A photo copy of their Federal Letter of Affirmative Action Plan Approval


OR
2. A photo copy of their Certificate of Employee Information Report

OR
3. A complete Affirmative Action Employee Information Report (AA302)

Public Work – Over \$50,000 Total Project Cost:

- A. No approved Federal or New Jersey Affirmative Action Plan. We will complete Report Form AA201-A upon receipt from the
- B. Approved Federal or New Jersey Plan – certificate enclosed

I further certify that the statements and information contained herein, are complete and correct to the best of my knowledge and belief.

 CFO
11/10/2021
Date

Authorized Signature and Title

P.L. 1995, c. 127 (N.J.A.C. 17:27)
MANDATORY AFFIRMATIVE ACTION LANGUAGE
PROCUREMENT, PROFESSIONAL AND SERVICE
CONTRACTS

During the performance of this contract, the contractor agrees as follows:

The contractor or subcontractor, where applicable, will not discriminate against any employee or applicant for employment because of age, race, creed, color, national origin, ancestry, marital status, sex, affectional or sexual orientation. The contractor will take affirmative action to ensure that such applicants are recruited and employed, and that employees are treated during employment, without regard to their age, race, creed, color, national origin, ancestry, marital status, sex, affectional or sexual orientation. Such action shall include, but not be limited to the following: employment, upgrading, demotion, or transfer; recruitment or recruitment advertising; layoff or termination; rates of pay or other forms of compensation; and selection for training, including apprenticeship. The contractor agrees to post in conspicuous places, available to employees and applicants for employment, notices to be provided by the Public Agency Compliance Officer setting forth provisions of this non-discrimination clause.

The contractor or subcontractor, where applicable will, in all solicitations or advertisement for employees placed by or on behalf of the contractor, state that all qualified applicants will receive consideration for employment without regard to age, race, creed, color, national origin, ancestry, marital status, sex, affectional or sexual orientation.

The contractor or subcontractor, where applicable, will send to each labor union or representative of workers with which it has a collective bargaining agreement or other contract or understanding, a notice, to be provided by the agency contracting officer advising the labor union or workers' representative of the contractor's commitments under this act and shall post copies of the notice in conspicuous places available to employees and applicants for employment.

The contractor or subcontractor, where applicable, agrees to comply with any regulations promulgated by the Treasurer pursuant to P.L. 1975, c. 127, as amended and supplemented from time to time and the Americans with Disabilities Act.

The contractor or subcontractor agrees to attempt in good faith to employ minority and female workers trade consistent with the applicable county employment goal prescribed by N.J.A.C. 17:27-5.2 promulgated by the Treasurer pursuant to P.L. 1975, C.127, as amended and supplemented from time to time or in accordance with a binding determination of the applicable county employment goals determined by the Affirmative Action Office pursuant to N.J.A.C. 17:27-5.2 promulgated by the Treasurer pursuant to P.L. 1975, C.127, as amended and supplemented from time to time.

The contractor or subcontractor agrees to inform in writing appropriate recruitment agencies in the area, including employment agencies, placement bureaus, colleges, universities, labor unions, that it does not discriminate on the basis of age, creed, color, national origin, ancestry, marital status, sex, affectional or sexual orientation, and that it will discontinue the use of any recruitment agency which engages in direct or indirect discriminatory practices.


The contractor or subcontractor agrees to revise any of it testing procedures, if necessary, to assure that all personnel testing conforms with the principles of job-related testing, as established by the statutes and court decisions of the state of New Jersey and as established by applicable Federal law and applicable Federal court decisions.

The contractor or subcontractor agrees to review all procedures relating to transfer, upgrading, downgrading and lay-off to ensure that all such actions are taken without regard to age, creed, color, national origin, ancestry, marital status, sex, affectional or sexual orientation, and conform with the applicable employment goals, consistent with the statutes and court decisions of the State of New Jersey, and applicable Federal law and applicable Federal court decisions.

The contractor and its subcontractors shall furnish such reports or other documents to the Affirmative Action Office as may be requested by the office from time to time in order to carry out the purposes of these regulations, and public agencies shall furnish such information as may be requested by the Affirmative Action Office for conducting a compliance investigation pursuant to Subchapter 10 of the Administrative Code (NJAC 17:27).

A handwritten signature in black ink, appearing to read "Dps Antovich". The signature is written in a cursive style with a large initial "D".

Signature of Procurement Agent



State of New Jersey

DEPARTMENT OF THE TREASURY
DIVISION OF PURCHASE AND PROPERTY
CONTRACT COMPLIANCE & AUDIT UNIT
EEO MONITORING PROGRAM
33 WEST STATE STREET
P. O. BOX 206
TRENTON, NEW JERSEY 08625-0206

ELIZABETH MAHER MUOIO
State Treasurer

MAURICE A. GRIFFIN
Acting Director

PHILIP D. MURPHY
Governor

SHEILA Y. OLIVER
Lt. Governor

ISSUANCE CERTIFICATE OF EMPLOYEE INFORMATION REPORT

Enclosed is your Certificate of Employee information Report (hereinafter referred to as the "Certificate" and issued based on the Employee Information Report (AA-302) form completed by a representative of your company or firm. Immediately upon receipt, this certificate should be forwarded to the person in your company or firm responsible for ensuring equal employment opportunity and/or overseeing the company or firm's contracts with public agencies. Typically, this person may be your company or firm's Human Resources Manager, Equal Employment Opportunity Officer or Contract Administrator. If you do not know to whom the certificate should be forward, kindly forward it to the head of your company or firm. Copies of the certificate should also be distributed to all facilities of your company or firm who engage in bidding on public contracts in New Jersey and who use the same federal identification number and company name. The certificate should be retained in your records until the date it expires. This is very important since a request for a duplicate/replacement certificate will result in a \$75.00 fee.

On future successful bids on public contracts, your company or firm must present a photocopy of the certificate to the public agency awarding the contract after notification of the award but prior to execution of a goods and services or professional services contract. Failure to present the certificate within the time limits prescribed may result in the awarded contract being rescinded in accordance with N.J.A.C. 17:27-4.3b.

Please be advised that this certificate has been approved only for the time periods stated on the certificate. As early as ninety (90) days prior to its expiration, the Division will forward a renewal notification. Upon the Division's receipt of a properly completed renewal application and \$150.00 application fee, it will issue a renewal certificate. In addition, representatives from the Division may conduct periodic visits and/or request additional information to monitor and evaluate the continued equal employment opportunity compliance of your company or firm. Moreover, the Division may provide your company or firm with technical assistance, as required. Please be sure to notify the Division immediately if your company's federal identification number, name or address changes.

If you have any questions, please call (609) 292-5473 and a representative will be available to assist you.

STATE OF NEW JERSEY
Division of Purchase & Property
Contract Compliance Audit Unit
EEO Monitoring Program

EMPLOYEE INFORMATION REPORT

IMPORTANT-READ INSTRUCTIONS CAREFULLY BEFORE COMPLETING FORM. FAILURE TO PROPERLY COMPLETE THE ENTIRE FORM AND TO SUBMIT THE REQUIRED \$150.00 FEE MAY DELAY ISSUANCE OF YOUR CERTIFICATE. DO NOT SUBMIT EEO-1 REPORT FOR SECTION B, ITEM 11. For Instructions on completing the form, go to: http://www.state.nj.us/treasury/contract_compliance/pdf/aa302ins.pdf

SECTION A - COMPANY IDENTIFICATION

1. FID. NO. OR SOCIAL SECURITY 39-1900568	2. TYPE OF BUSINESS <input checked="" type="checkbox"/> 1. MFG <input type="checkbox"/> 2. SERVICE <input type="checkbox"/> 3. WHOLESALE <input type="checkbox"/> 4. RETAIL <input type="checkbox"/> 5. OTHER	3. TOTAL NO. EMPLOYEES IN THE ENTIRE COMPANY 137
4. COMPANY NAME BCI Burke Company, LLC.		
5. STREET PO Box 549	CITY Fond du Lac	COUNTY Fond du Lac
	STATE WI	ZIP CODE 54936
6. NAME OF PARENT OR AFFILIATED COMPANY (IF NONE, SO INDICATE)		
7. CHECK ONE: IS THE COMPANY: <input checked="" type="checkbox"/> SINGLE-ESTABLISHMENT EMPLOYER <input type="checkbox"/> MULTI-ESTABLISHMENT EMPLOYER		
8. IF MULTI-ESTABLISHMENT EMPLOYER, STATE THE NUMBER OF ESTABLISHMENTS IN NJ		
9. TOTAL NUMBER OF EMPLOYEES AT ESTABLISHMENT WHICH HAS BEEN AWARDED THE CONTRACT		
10. PUBLIC AGENCY AWARDED CONTRACT		
Official Use Only		
DATE RECEIVED	INAUG DATE	ASSIGNED CERTIFICATION NUMBER

SECTION B - EMPLOYMENT DATA

11. Report all permanent, temporary and part-time employees ON YOUR OWN PAYROLL. Enter the appropriate figures on all lines and in all columns. Where there are no employees in a particular category, enter a zero. Include ALL employees, not just those in minority/non-minority categories, in columns 1, 2, & 3. **DO NOT SUBMIT AN EEO-1 REPORT.**

JOB CATEGORIES	ALL EMPLOYEES			PERMANENT MINORITY/NON-MINORITY EMPLOYEE BREAKDOWN											
	COL. 1 TOTAL (Cols. 2 & 3)	COL. 2 MALE	COL. 3 FEMALE	***** MALE *****					***** FEMALE *****						
				BLACK	HISPANIC	AMER. INDIAN	ASIAN	NON MIN.	BLACK	HISPANIC	AMER. INDIAN	ASIAN	NON MIN.		
Officials/ Managers	13	9	4					9							4
Professionals	22	15	7				1	14							7
Technicians	13	5	8					5				1			7
Sales Workers	5	3	2		1			2							2
Office & Clerical	14	3	11					3							11
Craftworkers (Skilled)	2	2	0					2							
Operatives (Semi-skilled)	30	28	2		2			26							2
Laborers (Unskilled)	38	32	6	1	2			29			1				5
Service Workers															
TOTAL	137	97	40	1	5		1	90			1	1			38
Total employment From previous Report (if any)	112	83	29	1	3			79			1			1	27
Temporary & Part-Time Employees	The data below shall NOT be included in the figures for the appropriate categories above.														

12. HOW WAS INFORMATION AS TO RACE OR ETHNIC GROUP IN SECTION B OBTAINED? <input type="checkbox"/> 1. Visual Survey <input checked="" type="checkbox"/> 2. Employment Record <input type="checkbox"/> 3. Other (Specify)	14. IS THIS THE FIRST Employee Information Report Submitted? 1. YES <input type="checkbox"/> 2. NO <input checked="" type="checkbox"/>	15. IF NO, DATE LAST REPORT SUBMITTED MO. DAY YEAR 7 18 2017
13. DATES OF PAYROLL PERIOD USED From: 8/10/2020 To: 8/22/2020		

SECTION C - SIGNATURE AND IDENTIFICATION

16. NAME OF PERSON COMPLETING FORM (Print or Type) Michelle Kissinger	SIGNATURE 	TITLE Human Resources Manager	DATE MO. DAY YEAR 9 1 2020		
17. ADDRESS NO. & STREET PO Box 549	CITY Fond du Lac	COUNTY Fond du Lac	STATE WI	ZIP CODE 54936	PHONE (AREA CODE, NO., EXTENSION) 920 - 933 - 6710

C. 271 POLITICAL CONTRIBUTION DISCLOSURE FORM

Public Agency Instructions

This page provides guidance to public agencies entering into contracts with business entities that are required to file Political Contribution Disclosure forms with the agency. **It is not intended to be provided to contractors.** What follows are instructions on the use of form local units can provide to contractors that are required to disclose political contributions pursuant to N.J.S.A. 19:44A-20.26 (P.L. 2005, c. 271, s.2). Additional information on the process is available in Local Finance Notice 2006-1 (http://www.nj.gov/dca/divisions/dlgs/resources/lfns_2006.html). Please refer back to these instructions for the appropriate links, as the Local Finance Notices include links that are no longer operational.

1. The disclosure is required for all contracts in excess of \$17,500 that are **not awarded** pursuant to a “fair and open” process (N.J.S.A. 19:44A-20.7).
2. Due to the potential length of some contractor submissions, the public agency should consider allowing data to be submitted in electronic form (i.e., spreadsheet, pdf file, etc.). Submissions must be kept with the contract documents or in an appropriate computer file and be available for public access. **The form is worded to accept this alternate submission.** The text should be amended if electronic submission will not be allowed.
3. The submission must be **received from the contractor and** on file at least 10 days prior to award of the contract. Resolutions of award should reflect that the disclosure has been received and is on file.
4. The contractor must disclose contributions made to candidate and party committees covering a wide range of public agencies, including all public agencies that have elected officials in the county of the public agency, state legislative positions, and various state entities. The Division of Local Government Services recommends that contractors be provided a list of the affected agencies. This will assist contractors in determining the campaign and political committees of the officials and candidates affected by the disclosure.
 - a. The Division has prepared model disclosure forms for each county. They can be downloaded from the “County PCD Forms” link on the Pay-to-Play web site at <http://www.nj.gov/dca/divisions/dlgs/programs/lpcl.html#12>. They will be updated from time-to-time as necessary.
 - b. A public agency using these forms **should edit them to properly reflect the correct legislative district(s)**. As the forms are county-based, **they list all legislative districts in each county. Districts that do not represent the public agency should be removed from the lists.**
 - c. Some contractors may find it easier to provide a single list that covers all contributions, regardless of the county. These submissions are appropriate and should be accepted.
 - d. The form may be used “as-is”, subject to edits as described herein.
 - e. The “Contractor Instructions” sheet is intended to be provided with the form. It is recommended that the Instructions and the form be printed on the same piece of paper. The form notes that the Instructions are printed on the back of the form; where that is not the case, the text should be edited accordingly.
 - f. The form is a Word document and can be edited to meet local needs, and posted for download on web sites, used as an e-mail attachment, or provided as a printed document.
5. It is recommended that the contractor also complete a “Stockholder Disclosure Certification.” This will assist the local unit in its obligation to ensure that contractor did not make any prohibited contributions to the committees listed on the Business Entity Disclosure Certification in the 12 months prior to the contract (See Local Finance Notice 2006-7 for additional information on this obligation at http://www.nj.gov/dca/divisions/dlgs/resources/lfns_2006.html). A sample Certification form is part of this package and the instruction to complete it is included in the Contractor Instructions. NOTE: This section is not applicable to Boards of Education.

C. 271 POLITICAL CONTRIBUTION DISCLOSURE FORM

Contractor Instructions

Business entities (contractors) receiving contracts from a public agency that are NOT awarded pursuant to a “fair and open” process (defined at N.J.S.A. 19:44A-20.7) are subject to the provisions of P.L. 2005, c. 271, s.2 (N.J.S.A. 19:44A-20.26). This law provides that 10 days prior to the award of such a contract, the contractor shall disclose contributions to:

- any State, county, or municipal committee of a political party
- any legislative leadership committee*
- any continuing political committee (a.k.a., political action committee)
- any candidate committee of a candidate for, or holder of, an elective office:
 - of the public entity awarding the contract
 - of that county in which that public entity is located
 - of another public entity within that county
 - or of a legislative district in which that public entity is located or, when the public entity is a county, of any legislative district which includes all or part of the county

The disclosure must list reportable contributions to any of the committees that exceed \$300 per election cycle that were made during the 12 months prior to award of the contract. See N.J.S.A. 19:44A-8 and 19:44A-16 for more details on reportable contributions.

N.J.S.A. 19:44A-20.26 itemizes the parties from whom contributions must be disclosed when a business entity is not a natural person. This includes the following:

- individuals with an “interest” ownership or control of more than 10% of the profits or assets of a business entity or 10% of the stock in the case of a business entity that is a corporation for profit
- all principals, partners, officers, or directors of the business entity or their spouses
- any subsidiaries directly or indirectly controlled by the business entity
- IRS Code Section 527 New Jersey based organizations, directly or indirectly controlled by the business entity and filing as continuing political committees, (PACs).

When the business entity is a natural person, “a contribution by that person’s spouse or child, residing therewith, shall be deemed to be a contribution by the business entity.” [N.J.S.A. 19:44A-20.26(b)] The contributor must be listed on the disclosure.

Any business entity that fails to comply with the disclosure provisions shall be subject to a fine imposed by ELEC in an amount to be determined by the Commission which may be based upon the amount that the business entity failed to report.

The enclosed list of agencies is provided to assist the contractor in identifying those public agencies whose elected official and/or candidate campaign committees are affected by the disclosure requirement. It is the contractor’s responsibility to identify the specific committees to which contributions may have been made and need to be disclosed. The disclosed information may exceed the minimum requirement.

The enclosed form, a content-consistent facsimile, or an electronic data file containing the required details (along with a signed cover sheet) may be used as the contractor’s submission and is disclosable to the public under the Open Public Records Act.

The contractor must also complete the attached Stockholder Disclosure Certification. This will assist the agency in meeting its obligations under the law. **NOTE: This section does not apply to Board of Education contracts.**

* N.J.S.A. 19:44A-3(s): “The term “legislative leadership committee” means a committee established, authorized to be established, or designated by the President of the Senate, the Minority Leader of the Senate, the Speaker of the General Assembly or the Minority Leader of the General Assembly pursuant to

section 16 of P.L.1993, c.65 (C.19:44A-10.1) for the purpose of receiving contributions and making expenditures.”

List of Agencies with Elected Officials Required for Political Contribution Disclosure
N.J.S.A. 19:44A-20.26

County Name:

State: Governor, and Legislative Leadership Committees

Legislative District #s:

State Senator and two members of the General Assembly per district.

County:

Freeholders

{County Executive}

County Clerk

Surrogate

Sheriff

Municipalities (Mayor and members of governing body, regardless of title):

**USERS SHOULD CREATE THEIR OWN FORM, OR DOWNLOAD FROM
THE PAY TO PLAY SECTION OF THE DLGS WEBSITE A COUNTY-
BASED, CUSTOMIZABLE FORM.**

STOCKHOLDER DISCLOSURE CERTIFICATION

Name of Business:

I certify that the list below contains the names and home addresses of all stockholders holding 10% or more of the issued and outstanding stock of the undersigned.

OR

I certify that no one stockholder owns 10% or more of the issued and outstanding stock of the undersigned.

Check the box that represents the type of business organization:

Partnership

Corporation

Sole Proprietorship

Limited Partnership

Limited Liability Corporation

Limited Liability Partnership

Subchapter S Corporation

Sign and notarize the form below, and, if necessary, complete the stockholder list below.

Stockholders:

Table with 3 rows and 2 columns for stockholder information (Name, Home Address).

Subscribed and sworn before me this 10th day of November, 2021

(Notary Public)

My Commission expires:

Yvonne D. Ledelka
10-17-25

Douglas Pietrowski (Affiant)

Douglas Pietrowski, CFO (Print name & title of affiant)

(Corporate Seal)

State of Wisconsin
County of Fond du Lac

Certification of Non-Involvement in Prohibited Activities in Iran

Pursuant to N.J.S.A. 52:32-58, Offerors must certify that neither the Offeror, nor any of its parents, subsidiaries, and/or affiliates (as defined in N.J.S.A. 52:32 – 56(e) (3)), is listed on the Department of the Treasury's List of Persons or Entities Engaging in Prohibited Investment Activities in Iran and that neither is involved in any of the investment activities set forth in N.J.S.A. 52:32 – 56(f).

Offerors wishing to do business in New Jersey through this contract must fill out the Certification of Non-Involvement in Prohibited Activities in Iran here:

http://www.state.nj.us/humanservices/dfd/info/standard/fdc/disclosure_investmentact.pdf.

Offerors should submit the above form completed with their proposal.

**STATE OF NEW JERSEY – DIVISION OF PURCHASE AND PROPERTY
DISCLOSURE OF INVESTMENT ACTIVITIES IN IRAN**

Quote Number: _____

Bidder/Offeror: _____

BCI Burke Company, LLC

PART 1: CERTIFICATION

BIDDERS MUST COMPLETE PART 1 BY CHECKING EITHER BOX.

FAILURE TO CHECK ONE OF THE BOXES WILL RENDER THE PROPOSAL NON-RESPONSIVE.

Pursuant to Public Law 2012, c. 25, any person or entity that submits a bid or proposal or otherwise proposes to enter into or renew a contract must complete the certification below to attest, under penalty of perjury, that neither the person or entity, nor any of its parents, subsidiaries, or affiliates, is identified on the Department of Treasury's Chapter 25 list as a person or entity engaging in investment activities in Iran. The Chapter 25 list is found on the Division's website at <http://www.state.nj.us/treasury/purchase/pdf/Chapter25List.pdf>. Bidders must review this list prior to completing the below certification. Failure to complete the certification will render a bidder's proposal non-responsive. If the Director finds a person or entity to be in violation of law, s/he shall take action as may be appropriate and provided by law, rule or contract, including but not limited to, imposing sanctions, seeking compliance, recovering damages, declaring the party in default and seeking debarment or suspension of the party

PLEASE CHECK THE APPROPRIATE BOX:



I certify, pursuant to Public Law 2012, c. 25, that neither the bidder listed above nor any of the bidder's parents, subsidiaries, or affiliates is listed on the N.J. Department of the Treasury's list of entities determined to be engaged in prohibited activities in Iran pursuant to P.L. 2012, c. 25 ("Chapter 25 List"). I further certify that I am the person listed above, or I am an officer or representative of the entity listed above and am authorized to make this certification on its behalf. I will skip Part 2 and sign and complete the Certification below.

OR



I am unable to certify as above because the bidder and/or one or more of its parents, subsidiaries, or affiliates is listed on the Department's Chapter 25 list. I will provide a detailed, accurate and precise description of the activities in Part 2 below and sign and complete the Certification below. Failure to provide such will result in the proposal being rendered as non-responsive and appropriate penalties, fines and/or sanctions will be assessed as provided by law.

PART 2: PLEASE PROVIDE FURTHER INFORMATION RELATED TO INVESTMENT ACTIVITIES IN IRAN

You must provide a detailed, accurate and precise description of the activities of the bidding person/entity, or one of its parents, subsidiaries or affiliates, engaging in the investment activities in Iran outlined above by completing the boxes below.

EACH BOX WILL PROMPT YOU TO PROVIDE INFORMATION RELATIVE TO THE ABOVE QUESTIONS. PLEASE PROVIDE THOROUGH ANSWERS TO EACH QUESTION. IF YOU NEED TO MAKE ADDITIONAL ENTRIES, CLICK THE "ADD AN ADDITIONAL ACTIVITIES ENTRY" BUTTON.

Name _____	Relationship to Bidder/Offeror _____
Description of Activities _____ _____	
Duration of Engagement _____	Anticipated Cessation Date _____
Bidder/Offeror Contact Name _____	Contact Phone Number _____

ADD AN ADDITIONAL ACTIVITIES ENTRY

Certification: I, being duly sworn upon my oath, hereby represent and state that the foregoing information and any attachments thereto to the best of my knowledge are true and complete. I attest that I am authorized to execute this certification on behalf of the above-referenced person or entity. I acknowledge that the State of New Jersey is relying on the information contained herein and thereby acknowledge that I am under a continuing obligation from the date of this certification through the completion of any contracts with the State to notify the State in writing of any changes to the answers of information contained herein. I acknowledge that I am aware that it is a criminal offense to make a false statement or misrepresentation in this certification, and if I do so, I recognize that I am subject to criminal prosecution under the law and that it will also constitute a material breach of my agreement(s) with the State of New Jersey and that the State at its option may declare any contract(s) resulting from this certification void and unenforceable.

Full Name (Print): DOUGLAS Pietrowski

Signature: *Douglas Pietrowski*

Title: CEO

Date: 11/10/2021

DOC #7

**NEW JERSEY BUSINESS REGISTRATION CERTIFICATE
(N.J.S.A. 52:32-44)**

Offerors wishing to do business in New Jersey must submit their State Division of Revenue issued Business Registration Certificate with their proposal here. Failure to do so will disqualify the Offeror from offering products or services in New Jersey through any resulting contract.

<https://www.njportal.com/DOR/BusinessRegistration/>

08/30/18

Taxpayer Identification# **391-900-568/000**

Dear Business Representative:

Congratulations! You are now registered with the New Jersey Division of Revenue.

Use the Taxpayer Identification Number listed above on all correspondence with the Divisions of Revenue and Taxation, as well as with the Department of Labor (if the business is subject to unemployment withholdings). Your tax returns and payments will be filed under this number, and you will be able to access information about your account by referencing it.

Additionally, please note that State law requires all contractors and subcontractors with Public agencies to provide proof of their registration with the Division of Revenue. The law also amended Section 92 of the Casino Control Act, which deals with the casino service industry.

We have attached a Proof of Registration Certificate for your use. To comply with the law, if you are currently under contract or entering into a contract with a State agency, you must provide a copy of the certificate to the contracting agency.

If you have any questions or require more information, feel free to call our Registration Hotline at (609)292-9292.

I wish you continued success in your business endeavors.

Sincerely,



James J. Fruscione
Director
New Jersey Division of Revenue

**STATE OF NEW JERSEY
BUSINESS REGISTRATION CERTIFICATE**

DEPARTMENT OF TREASURY/
DIVISION OF REVENUE
PO BOX 252
TRENTON, N J 08646-0252

TAXPAYER NAME:

BCI BURKE COMPANY, LLC

ADDRESS:

**660 VAN DYNE RD
FOND DU LAC WI 54937-1447**

EFFECTIVE DATE:

10/22/01

TRADE NAME:

SEQUENCE NUMBER:

0850164

ISSUANCE DATE:

08/30/18



Director
New Jersey Division of Revenue

FORM-BRC

(04-08), D205846V

This Certificate is NOT assignable or transferable. It must be conspicuously displayed at above address.

DOC #8

EEOAA EVIDENCE

Equal Employment Opportunity/Affirmative Action
Goods, Professional Services & General Service Projects

EEO/AA Evidence

Vendors are required to submit evidence of compliance with N.J.S.A. 10:5-31 et seq. and N.J.A.C. 17:27 in order to be considered a responsible vendor.


One of the following must be included with submission:

- Copy of Letter of Federal Approval
- Certificate of Employee Information Report
- Fully Executed Form AA302
- Fully Executed EEO-1 Report

See the guidelines at: http://www.state.nj.us/treasury/contract_compliance/pdf/pa.pdf for further information.

I certify that my bid package includes the required evidence per the above list and State website.

Name: DOUGLAS Pietrowski Title: CFO

Signature:  Date: 11/10/2021

CERTIFICATE OF EMPLOYEE INFORMATION REPORT RENEWAL

This is to certify that the contractor listed below has submitted an Employee Information Report pursuant to N.J.A.C. 17:27-1.1 et. seq. and the State Treasurer has approved said report. This approval will remain in effect for the period of **15-OCT-2020** to **15-OCT-2023**

BCI BURKE COMPANY, LLC
PO BOX 549
FOND DU LAC WI 54936



A handwritten signature in cursive script, reading "Elizabeth Maher Muoio", is positioned above the printed name.

ELIZABETH MAHER MUOIO
State Treasurer

DOC #9
MCBRIDE-PRINCIPLES



STATE OF NEW JERSEY DEPARTMENT OF THE TREASURY
DIVISION OF PURCHASE AND PROPERTY

33 WEST STATE STREET, P.O. BOX 230
TRENTON, NEW JERSEY 08625-0230

MACBRIDE PRINCIPALS FORM

BID SOLICITATION #: #22-02

VENDOR/BIDDER: BCI BURKE COMPANY, LLC

VENDOR'S/BIDDER'S REQUIREMENT
TO PROVIDE A CERTIFICATION IN COMPLIANCE WITH THE MACBRIDE PRINCIPALS
AND NORTHERN IRELAND ACT OF 1989

Pursuant to Public Law 1995, c. 134, a responsible Vendor/Bidder selected, after public bidding, by the Director of the Division of Purchase and Property, pursuant to N.J.S.A. 52:34-12, must complete the certification below by checking one of the two options listed below and signing where indicated. If a Vendor/Bidder that would otherwise be awarded a purchase, contract or agreement does not complete the certification, then the Director may determine, in accordance with applicable law and rules, that it is in the best interest of the State to award the purchase, contract or agreement to another Vendor/Bidder that has completed the certification and has submitted a bid within five (5) percent of the most advantageous bid. If the Director finds contractors to be in violation of the principals that are the subject of this law, he/she shall take such action as may be appropriate and provided by law, rule or contract, including but not limited to, imposing sanctions, seeking compliance, recovering damages, declaring the party in default and seeking debarment or suspension of the party.

I, the undersigned, on behalf the Vendor/Bidder, certify pursuant to N.J.S.A. 52:34-12.2 that:

CHECK THE APPROPRIATE BOX



The Vendor/Bidder has no business operations in Northern Ireland; or

OR



The Vendor/Bidder will take lawful steps in good faith to conduct any business operations it has in Northern Ireland in accordance with the MacBride principals of nondiscrimination in employment as set forth in section 2 of P.L. 1987, c. 177 (N.J.S.A. 52:18A-89.5) and in conformance with the United Kingdom's Fair Employment (Northern Ireland) Act of 1989, and permit independent monitoring of its compliance with those principals.

CERTIFICATION

I, the undersigned, certify that I am authorized to execute this certification on behalf of the Vendor/Bidder, that the foregoing information and any attachments hereto, to the best of my knowledge are true and complete. I acknowledge that the State of New Jersey is relying on the information contained herein, and that the Vendor/Bidder is under a continuing obligation from the date of this certification through the completion of any contract(s) with the State to notify the State in writing of any changes to the information contained herein; that I am aware that it is a criminal offense to make a false statement or misrepresentation in this certification. If I do so, I will be subject to criminal prosecution under the law, and it will constitute a material breach of my agreement(s) with the State, permitting the State to declare any contract(s) resulting from this certification to be void and unenforceable.

Signature

Douglas Pietrowski

Print Name and Title

CFO

Date

11/10/2021

Exhibit H

Advertising Compliance Requirement

Pursuant to certain state notice provisions, including but not limited to Oregon Revised Statutes Chapter 279A.220, the following public agencies and political subdivisions of the referenced public agencies are eligible to register with OMNIA Partners and access the Master Agreement contract award made pursuant to this solicitation, and are hereby given notice of the foregoing request for proposals for purposes of complying with the procedural requirements of said statutes:

Nationwide:

State of Alabama	State of Hawaii	Commonwealth of Massachusetts	State of New Mexico	State of South Dakota
State of Alaska	State of Idaho	State of Michigan	State of New York	State of Tennessee
State of Arizona	State of Illinois	State of Minnesota	State of North Carolina	State of Texas
State of Arkansas	State of Indiana	State of Mississippi	State of North Dakota	State of Utah
State of California	State of Iowa	State of Missouri	State of Ohio	State of Vermont
State of Colorado	State of Kansas	State of Montana	State of Oklahoma	Commonwealth of Virginia
State of Connecticut	Commonwealth of Kentucky	State of Nebraska	State of Oregon	State of Washington
State of Delaware	State of Louisiana	State of Nevada	Commonwealth of Pennsylvania	State of West Virginia
State of Florida	State of Maine	State of New Hampshire	State of Rhode Island	State of Wisconsin
State of Georgia	State of Maryland	State of New Jersey	State of South Carolina	State of Wyoming
District of Columbia				

Lists of political subdivisions and local governments in the above referenced states / districts may be found at http://www.usa.gov/Agencies/State_and_Territories.shtml and <https://www.usa.gov/local-governments>.

Certain Public Agencies and Political Subdivisions:

b) Performance Capability

- i. Include a detailed response to Appendix D, Exhibit A, OMNIA Partners Response for National Cooperative Contract. Responses should highlight experience, demonstrate a strong national presence, describe how Offeror will educate its national sales force about the Contract, describe how products and services will be distributed nationwide, include a plan for marketing the products and services nationwide, and describe how volume will be tracked and reported to OMNIA Partners.

See Appendix D in Tab 3 Performance Capability Folder

- ii. The successful Offeror will be required to sign Appendix D, Exhibit B, OMNIA Partners Administration Agreement prior to Contract award. Offerors should have any reviews required to sign the document prior to submitting a response. Offeror's response should include any proposed exceptions to OMNIA Partners Administration Agreement on Appendix B, Terms and Conditions Acceptance Form.

- ii. Include completed Appendix D, Exhibits F. Federal Funds Certifications and G. New Jersey Business Compliance.

See Appendix D Document in Tab 3 Performance Capability Folder

- iv. Describe how Offeror responds to emergency orders

We understand that customers may run into deadlines due to budget, weather or other timelines. Burke will strive to meet every customer deadline as our manufacturing and vendors allow. Burke scheduling allows production time for emergency orders, which allows us to move production if needed to meet the customers needs. If Burke can not meet the customers timeline we will communicate what our best ship date would be to allow the customer to plan their schedule accordingly. Burke does carry a variety of site amenities and free standing equipment that can be shipped within 5-10 business days if needed.

- v. What is Offeror's average Fill Rate? (Production)

Burke is very proud that even with the vast supply chain issues across the US our fill rate for 2021 YTD for shipping complete orders with nothing backordered is 97.5%.

- vi. What is Offeror's average on time delivery rate? Describe Offeror's history of meeting the shipping and delivery timelines.

Burke has recorded a 94.5% on time shipments of orders so far in 2021 in which 100% of orders that did not ship on time are shipped within 5 days of the original ship date. Burke's lead times have reduced significantly in the last 30 days.

- vii. Describe Offeror's return and restocking policy.

If products are returned to Burke due to an error in ordering or the customer has changed their mind, parts that can go directly into stock with no additional work are simply put into stock and the customer is credited for those parts. Parts that need additional processing or re-powder coating are assessed a 25% re-stocking charge. If

parts are not able to be used (as determined by the Quality Manager) and have to be scrapped, the customer will not receive credit for those items.

viii. Describe Offeror's ability to meet service and warranty needs.

Customers will work directly with their local Sales Representative to assist with any service or warranty repairs. For areas serviced directly by Burke our Customer Service Department will assist with the repair or, if needed, will contact a Certified Playground Inspector to assist. Most repairs can be completed in the field by the customer utilizing Burke's Installation Prints and with assistance from Burke's Customer Service Department.

ix. Describe Offeror's customer service/problem resolution process. Include hours of operation, number of services, etc.

Burke stands behind our products like no other playground manufacturer. It starts with Burke Built® quality that is backed by the longest and strongest warranty in the industry – the Burke's Generations Warranty®. See Attachment 1 – Burke Generations Warranty and Attachment 12 – Burke Built Quality Sell Sheet. We don't pro-rate your warranty and if a plastic play event needs replacement during the warranty period due to manufacturing defect, we'll replace it for free and give you a brand-new warranty on the part.

Burke's hand-crafted quality also means less maintenance is required, which keeps your operating costs low and your playground open for play.

The Burke Generations Warranty is the longest and strongest in the industry and shows our commitment to creating spaces that will serve communities for years to come.

Labor is not included in Burke's warranty. However, numerous Burke Representatives include a supplemental warranty for labor related to warrant repairs on Burke equipment.

Each warranty claim is reviewed on a case-by-case basis to ensure the full scope of the claim is understood and documented. It is during this review that a decision is made on the cost of labor and if it is to be covered in relation to the claim. See Burke Warranty Attachment.

Customer service is a cornerstone of Burke and we employ three full-time Customer Service Representatives that work 7:30 AM-4:30 PM CST. After-hour phone calls are recorded and are returned / answered the following business day. Additionally, our Representatives have access to our website 24/7. The website offers our Representatives a large amount of product-related information they can access before, during or after our normal hours of operation. If needed, other company resources such as the Quality and Engineering and Product Development Managers can assist to meet customer needs and answer questions.

Burke has a toll-free Customer Service telephone number available for customers to call the factory direct. Our Customer Service staff has the ability to process requests almost immediately and we can ship service parts the same day in many cases, including Next Day Air service if the situation requires it. Customer Service requests are forwarded directly to the Production Manager and his staff for immediate processing.

Burke is committed to providing superior customer service. Not only do we evaluate our processes internally, but we also regularly send Customer Satisfaction Surveys to recent order recipients. We request feedback on quality, appearance, and the ease of installation. The survey also requests input on our selection of products, service provided by our Sales Representatives, and suggestion for improvement. These responses are then documented and reviewed by our Management, Quality and Customer Service departments. This data is used to evaluate opportunities for continual improvement of system effectiveness and customer satisfaction.

- x. Describe Offeror's invoicing process. Include payment terms and acceptable methods of payments. Offerors shall describe any associated fees pertaining to credit cards/p-cards.

Invoicing occurs the day after the customer order ships from Burke's manufacturing facilities. All OMNIA Partners customers will receive net 30-day payment terms. Burke accepts payments via check, ACH and credit card. To assist with financing, Burke has partnered with NewLane Finance Company to offer payment plans for approved customers. Burke does offer payments via credit cards. There is a 3% fee off the total order if paid after the order has shipped. The 3% credit card fee is waived if the order is pre-paid prior to the order shipment. Burke does not currently accept payments by P-Card.

- xi. Describe Offeror's contract implementation/customer transition plan.

Burke sells its products through an extensive network of exclusive distributor partners. Our growth strategy includes aggressive plans to continue to increase market share by working closely with our distributors and help them grow their businesses in the local government, K-12, and higher education market segments with introductions of the industry's most innovative new products, best-in-class marketing/sales tools, aggressive promotional marketing, and actively promoting the use of cooperative purchasing contracts such as the OMNIA Partners contract.

We will continue to work with the OMNIA Partners team to understand where they have a concentration of resources and focus to drive continued growth and new geographic markets (business development, etc.). We will continue to align areas where OMNIA already has strength with the territories that have the highest revenue generating potential for recreational products including playgrounds. We will continue to work closely with the OMNIA team to conduct joint marketing campaigns to promote Burke's products and the use of the contract. Concurrently we will jointly continue to develop a list of key target customers in each territory and develop tactics to convert these customers to Burke via the Omnia contract.

- xii. Describe the financial condition of Offeror.

BCI Burke FEIN#: 39-1900568
NCAIS #: 332300 Architectural & Structural Metals Manufacturing
Industry Type: Manufacturing
Sub Type: Fabricated Metal Product Manufacturing

Burke is a privately held company that is growing rapidly and has a strong financial position. We are pleased to provide the attached references to demonstrate our financial strength.

BCI Burke has entered its 101st year of continuous operation in 2021 making us the oldest commercial playground equipment manufacturer in the United States. Achieving longevity such as this can only be accomplished through continued operational discipline and financial strength.

xiii. Provide a website link in order to review website ease of use, availability, and capabilities related to ordering, returns and reporting. Describe the website's capabilities and functionality.

www.bciburke.com

The Burke website is professionally designed and maintained with full functionality and capabilities. We use SEO and keywords to drive web traffic to our site and keep people engaged by providing an easy to navigate site, useful information, professional photography and videos.

xiv. Describe the Offeror's safety record.

Burke certainly recognizes the need for a safe and compliant workplace and works hard to assure that we meet all regulatory demands, but more important that every employee goes home injury free. Our safety track record as measured by our workers compensation experience mod has improved from 1.44 in 2017 to 1.26 in 2020 and we continue to make strides towards a safer work environment through new investments, employee training, an active safety committee and work place assessments. In many cases, Burke has engineered in light curtains, machine guards and lift assists to further mitigate the risk of injury. Burke has also contracted with JJ Keller to consult on workplace compliance and safety program management. Between our internal actions and outside assistance, Burke looks to maintain the highest standard of compliance and safety in the most cost-efficient manner and foster a culture of accountability, delegation and enforcement.

xv. Provide any additional information relevant to this section.

Burke References

CHARLOTTE COUNTY

Charlotte County Community Services – 1120 Centennial Blvd., Port Charlotte, FL 33953
Lacey Solomon, Project Coordinator, (941) 833-3840, lacey.solomon@charlottecountyfl.gov

Burke has provided seven Burke playgrounds for Charlotte County over the last three years. The most recent project was North Charlotte Regional Park, which was a \$320,000. Burke and our representative in Florida, Top Line Recreation continue to work with Charlotte County purchasing through cooperative contracts.

CITY OF SPARKS

City of Sparks – 98 Richards Way, Sparks, NV 89431
Brian Carson, Capital Projects Manager, (775) 353-4083, bcason@cityofsparks.us

Burke has provided eight playgrounds in the last ten years for the City of Sparks. The purchases included equipment, rubber tiles and site furnishings for all eight sites and continues to work with them purchasing currently under OMNIA.

DOWNERS GROVE SCHOOL DISTRICT #58

Downers Grove School District #58 – 1435 Prairie Ave., Downers Grove, IL, 60515
Kevin Barto, Director of Buildings and Grounds, (630) 719-5858, kbarto@dg58.org

Downers Grove School District has worked with Burke since 2016. They have purchased four new playground structures for four different schools and new swings and swing bays for another school. This is an ongoing relationship that will continue as they are updating their playgrounds for their 14 schools.

ROCHESTER COMMUNITY SCHOOLS

Rochester Community Schools – 501 W University Drive, Rochester, MI 48307
Pete Muscio, Director Capital Programs & Facilities, (248) 726-3150, PMuscio@rochester.k12.mi.us

Snider Recreation, Burke's exclusive representative for Michigan, has been working with Rochester Community Schools since 1982, and has recently been utilizing the OMNIA contract since 2016 for all materials, labor, surfacing and playground upgrades and replacements for 11 of their 13 Elementary Schools.

MECKLENBURG COUNTY PARKS & RECREATION

Mecklenburg County Parks & Recreation – 5841 Brookshire Blvd, Charlotte, NC 28216
James Rainey, Park Operations, (980) 314-1043, james.rainey@mecklenburgcountync.gov

Burke and Barrs Recreation have been working with Mecklenburg County since 2014. The county has over 200 parks and they are renovating 7-10 playgrounds each year, in which 22 of them have Burke Equipment in them, and 3 more Parks will soon be equipped with Burke Play Equipment. Mecklenburg County has been purchasing through OMNIA for the last three years.

NORTH KANSAS CITY SCHOOL DISTRICT

North Kansas City School District – 200 NE 46th Street, Kansas City, MO 64116
Jeff Vandel, Executive Director, Facilities, (816) 321-5000, jeff.vandel@nkcschools.org

Burke and ABCreative started working together in 1988 and since then they have purchased and renovated playgrounds for all of their 18 Elementary Schools in which four of them were recently purchased through OMNIA. They are in the process of updating approximately 2-3 schools a year including structures and turf surfacing. ABCreative is now the sole distributor of playground equipment for North Kansas School District as of 2019.

WICHITA PUBLIC SCHOOLS

Wichita Public Schools – 3850 N Hydraulic Ave, Wichita, KS 67219
John Dorsett, Supervisor of Construction Projects, (316) 209-9096, jdorsett@usd259.net

Burke and their authorized representee, ABCreative have been working with Wichita Public Schools since 1992. Wichita Public Schools currently has 54 Elementary Schools. The school district purchases approximately 4-5 playground structures a year and have recently been adding Pre-K Structures at many of their schools to accommodate the 4-K and Kindergarten programs.

GALLUP MCKINLEY COUNTY SCHOOLS

Gallup McKinley County Schools – 640 South Boardman Avenue, Gallup, NM 87301
Roxy Flanders, Director of Maintenance and Construction, (505) 728-7690, rflander@gmcs.org

Gallup McKinley County Schools currently has 18 Elementary Schools. Burke's local representative AKSales has been working with this school district for the last 5 years updating many of their outdated playgrounds in which three schools have purchased playgrounds in 2021.

POE ELEMENTARY SCHOOL

Houston Independent School District – Poe Elementary School – 5100 Hazard Street, Houston, TX 77098
Jeff Amerson, Principal, (713) 535-3780, jamerson@houstonisd.org

Burke and our representative firm fun abounds worked with Houston Independent School District at Poe Elementary School. This school district has 160 Elementary Schools in which with the OMNIA contract we are hoping to create great new playspaces for these schools.

SANTA FE INDEPENDENT SCHOOL DISTRICT

Santa Fe Independent School District – 4133 Warpath, Santa Fe, TX 77510
Chris Wheeler, Director of Maintenance & Operations, (409) 925-9202, chris.wheeler@sfisd.org

Santa Fe Independent School District and fun abounds have collaborated on projects for the last 5 years. There are three elementary schools and one junior school. It is a small district but the longevity and relationship has helped fun abounds acquire relationships with nearby school districts.

c) Qualification and Experience

i. Provide a brief history of the Offeror, including year it was established and corporate office location.

JE Burke Company was incorporated in 1920 as a weather-stripping company that quickly expanded to include the design and production of designer radiator furniture. After receiving a request to fabricate a slide for a family friend, JE Burke entered the playground industry and soon playground products were the company's main focus. The company remained family-owned and operated under the JE Burke company name until it was purchased from Greg Burke in 1997 and was incorporated as BCI Burke Company, LLC. The BCI Burke World Headquarters are located in Fond du Lac, Wisconsin. All operations including product design and development, IPEMA testing, sales, marketing, manufacturing, packaging and shipping are conducted at our Fond du Lac, Wisconsin campus. [See Attachment 13 – Burke History Sell Sheet](#)

ii. Describe Offeror's reputation in the marketplace.

Burke upholds a reputation for innovation, customer service and quality and maintains solid, mutually beneficial relationships with our Representatives (distributors) and our customers. Our passion, mission and business is play and everything we do is to bring a higher level of play to the communities we serve. We do research with some the best partners and institutions and this research informs our product and playspace design and helps us continue to innovate new ways to engage children, families and communities.

iii. Describe Offeror's reputation of products and services in the marketplace.

Burke's reputation in the marketplace stems from our commitment to quality, meeting and exceeding standards and design play events and environments that engage entire communities and provide play equity for people of all abilities. At Burke, we design and test our products to all applicable safety standards. We are participants in the International Play Equipment Manufacturer's Association (IPEMA) certification program, and our facility and processes are audited by IPEMA and their third-party verifier to participate in the program and maintain certified products. Burke's Director of Product Development, Scott Liebelt, is a director on the IPEMA Board of Directors. He attends ASTM and IPEMA meetings to participate in writing, revising, and interpreting the IPEMA procedures and ASTM-1487 standard, which is the consumer safety performance specification for playground equipment for public use. We have six Burke employees from a variety of departments that are Certified Playground Safety Inspectors (CPSI) through the National Recreation and Park Association (NRPA). The design of our playspaces also promotes safety, well-being and accessibility by focusing on not just access but Universal Design. This means designing spaces to be useable for everyone in the community, regardless of ability, level of concentration or age. Not only do we provide a variety of play events that are designed with these principles, but the overall play environment design has the Universal Design lens with play variety and equity as important considerations. In order to create spaces for the well-being and development of all people, we need to design them with engagement, excitement, socialization and community for everyone.

iv. Describe the experience and qualification of key employees.

Sales Management

Michael E. Phelan

President / CEO
Tenure with Burke: 9 years
Executive Leadership

Jody Becker

Director of Sales & Business Development
Tenure with Burke: 1 year
Manages Burke Sales Team

Regional Sales Managers working with Representatives in the Field:

Jill Hagen

Regional Sales Manager
Tenure with Burke: 6 years
Tenure in Playground Industry: 14 years

James Ferguson

Regional Sales Manager
Tenure with Burke: 5 years
Tenure in Playground Industry: 6 years

Managing Relationship with Burke's
Eastern Representatives

Managing Relationship with Burke's
Western Representatives

Luke Tautges

Regional Sales Manager
Tenure with Burke: 9 years
Tenure in Playground Industry: 9 years

Managing Relationship with Burke's Midwestern Representatives

Sales Support Team

Marianne Larson

Sales Support Manager
Tenure with Burke: 9 years

Jessica Westphal

Sales Support Coordinator
Tenure with Burke: 7 years

Contract Management / Supporting
Burke's Representatives and Internal
Sales Teams

Issuing Member Quotes / Answering Sales
Related Questions

Marketing & Collateral Development & Approval

Brian Johnson

Chief Operating Officer
Tenure with Burke: 13 years
Tenure in Playground Industry: 21 years

Stacy Johnson

Director of Marketing
Tenure with Burke: Less than 1 year

Manages overall strategy for Design
Team, New Product Development and
Marketing and
serves as a company officer

Manages Marketing Team and is Primary
Point of Contact for Developing &
Implementing Go-To-Market Strategy

Accounting & Reporting

Kristyn Kaehler

Accounting Manager
Tenure with Burke: 1 year

Mercedes Miles

Senior Order Specialist
Tenure with Burke: 6 years

Manages Accounting Team and monthly financial reporting

Order entry, accounts receivable, and order/sales reporting

v. Describe Offeror's experience working with the government sector.

BCI Burke sells its products through an extensive network of exclusive Representative partners. Our growth strategy includes aggressive plans to increase market share by working closely with our Representatives and help them grow their businesses in the local government, K-12, and higher education market segments with introductions of the industry's most innovative new products, best-in-class marketing/sales tools, aggressive promotional marketing, and actively promoting the use of cooperative purchasing contracts such as OMNIA Partners.

Additionally, if we are awarded this contract, we plan to work closely with the OMNIA Partners team to conduct joint marketing campaigns to promote Burke's products and the use of the contract. Tactics include cobranded marketing initiatives, including email blasts, postcards and case studies to promote the benefits of the OMNIA contract and the successes our joint customers have experienced. Another strategy we plan to employ includes cooperatively developing a list of key target customers in each territory and developing tactics to convert these customers to Burke using the contract.

vi. Describe past litigation, bankruptcy, reorganization, state investigations of entity or current officers and directors.

BCI Burke has periodically been involved in litigation, primarily what we construe as nuisance suits, over injuries that occurred while using playground equipment. Burke in every case has vigorously defended itself. Burke carries over \$10 million in liability insurance for this very reason.

vii. Provide a minimum of 10 customer references relating to the products and services within this RFP. Include entity name, contact name and title, contact phone and email, city, state, years serviced, description of services and annual volume.

Please see Attachment 14 – Burke References

viii. Experiences with Region 4 ESC and entities that evaluation committee members represent may be taken into consideration when evaluating qualifications and experience.

Burke has held a cooperative contract (OMNIA, NIPA, OMNIA) with Region 4 ESC as the lead agency since 2012. We have grown our sales under this contract and continue to be the fastest ascending playground brand in the industry! Additionally, Burke and their local representative have worked with School Districts which are part of Region 4 ESC such as Santa Fe Independent School District and Houston Independent School District for several years servicing new playground equipment and services.

ix. Provide any additional information relevant to this section.

d) Value Add

i. Provide any additional information related to products and services Offeror proposes to enhance and add value to the Contract. (Marketing)

BCI Burke is a long-standing company with 101 years in business. We continue to evolve our products, designs, and processes to bring the best in play to the communities we serve.

Our designs and products are influenced by both primary and secondary research. We partner with leading institutions to research how play helps children develop and what types of play influence different ages and abilities. Most importantly, how to put it all together in both product and space design. This helps us be the best partner for you – someone you can count on to be a resource.

Play That Moves You® is the driving force behind all that we do. It's getting and keeping kids, families and communities moving and providing a place to gather and engage. This infiltrates everything our everyday – the products we bring to market, the people and Representatives we partner with and the recreation spaces we design. It means we bring quality to the game because spaces can't move people if they aren't functioning. Burke's playgrounds are handcrafted by artisans in Fond du Lac, WI using high quality materials, including compounded plastics with UV-20 and aluminum connectors to protect your investment. Burke's exclusive KoreKconnect® direct-bolt clamp system is the very best in the industry and our EZKconnect® system features a self-leveling platform design that eases installation. [See Attachment 15 – Burke Product Specifications.](#)

We all share one earth, and at Burke we want to preserve our planet for future generations of children. We've implemented a variety of practices to help us help keep our shared world a better, greener place. We get 100% of our energy from wind and other renewable resources. This helped us earn the Green Power Partner designation from the US Environmental Protection Agency – the only playground manufacturer to achieve this! [See Attachment 16 – Sustainability Sell Sheet.](#)

Being part of the play community helps us stay abreast of industry needs and shape trends. We are part of IPEMA and Voice of Play, an IPEMA initiative, in a variety of ways, including board and committee positions and product certifications. We hold a Steering Committee position with the US Play Coalition, an international organization dedicated to promoting play throughout life. Numerous local organizations, including the Boys & Girls Club of Fond du Lac and the Fond du Lac Family YMCA, are also part of our network and we work with them to create community close to home.

Playground safety is of the utmost importance for us and we demonstrate that in a variety of ways. We offer a free Safety Kit with every modular play structure order. Written and developed by the National Program for Playground Safety, this kit teaches playground supervision to teachers, caregivers, parents and volunteers. Maintaining your play area is a must for playground safety. Your new Burke modular play structure comes complete with a free Maintenance Kit to help keep your playground providing community fun for years to come.

e) Project Management

Region 4 ESC requires a project management function as part of the services delivered by the Contractor. Offerors must describe their competencies to manage and coordinate project activities, resources, and communications. Offerors must address their capabilities in areas to include but not limited to:

- Project management methodologies and tool / Project planning & communications

BCI Burke and its Authorized Representatives coordinate and manage the installation of thousands of playgrounds each year. Our experience varies from small rural schools and parks to large municipalities such as the Chicago Park District, Culver City, CA Unified School District and Wichita, KS Public Schools. Whether a school district has an enrollment of 150 or 750,000 students, Burke provides overarching customer service.

Burke's Authorized Representatives offer a full turn-key solution for OMNIA Partners customers and manage projects on a daily basis. Projects range from the most basic that include a small piece of playground equipment, to complete park projects, including playground equipment, surfacing, splash pads, pavilions, bleachers and other site amenities. Each firm distributes a wide variety of complementary products and services and has built strong relationships with local installers and contractors. Project changes are managed by effective communication between all contracted parties and is consistently handled effectively and efficiently.

OMNIA members are able to purchase non-Burke contracted products and services through our network of Authorized Representatives. Burke will provide line item quotations for these "open market" items on the OMNIA quote, and will clearly indicate that these are "open market" goods and/or services. OMNIA members will be required to sign the quotation, which is an indication that they agree to the products and services as quoted.

- Quality assurance procedures

Burke has been imagining, designing and creating custom Burke Built™ play systems for over 101 years. Our years of experience and professional expertise allow Burke to provide exceptional quality at an affordable price. Play systems may look similar from a distance, but up close there are quality details and safeguards on a Burke play system that others do not have. Burke play systems are built with the highest quality materials available, including high-strength steel and thick, double wall, rotationally molded plastics with UV-20 protection. OMNIA members can be confident that our play systems are Burke Built in our Fond du Lac, Wisconsin facility and backed by the Generations™ Warranty.

Burke is committed to the following principles:

- We will provide innovative and superior quality park, playground and recreation equipment to our customers by using materials and processes that minimize the creation of waste and pollution.
- We will ship products to our customers complete, correct and on time.
- We will provide excellent customer service before and after the sale to ensure complete customer satisfaction.
- We will train our employees so they can best serve our customers and conduct all facility activities in an environmentally sound manner.
- We will comply with or exceed all applicable environmental laws, regulations and other requirements to which we subscribe.

- We will consistently examine our processes and products to ensure the continual improvement of our Quality and Environmental Management System.
- Burke's quality program consists of four parts:
 - The President/CEO is ultimately responsible for the operation of the quality system. This position approves operating procedures, monitors the quality system for effectiveness, and delegates other quality program responsibilities.
 - The Quality Manager is responsible for daily manufacturing quality and has the ability to quickly modify any manufacturing processes that do meet our quality standards.
 - Our Engineering Team is responsible for designing quality parts and components. They ensure that Burke playground equipment meets, and is in compliance with, all applicable standards and regulations.
 - The Quality Technician manages the document and record keeping portion of the quality system, tracking and maintaining the corrective/preventative action portion of the quality system, scheduling and conducting internal audits, and regularly reporting on the status of the quality system.

- Project management experience with large school districts (80,000+ full time students)

Burke has been in business for over 100 years, with a large percentage of sales selling to school districts, both large and small. The sale transaction is typically done through our exclusive distribution partners, along with the project management and installation. Steps in the project management are supported by Burke's equipment delivery, customer service, internal and external sales teams.

- Project management experience as a single vendor or "prime" systems integrator

Burke has numerous customers who purchase direct on a nationwide basis, with equipment supplied by Burke and shipped directly to the end user location. Shipments are generally coordinated in conjunction with the project schedule, with the installation and project management typically performed by a local authorized installer or the end user.

- Project change control

Burke typically provides equipment to our distribution partners, who coordinate the installation and project management. While project and equipment changes occur occasionally, Burke and its inside sales, order entry and customer service departments are best in industry at meeting our customer's demands as these events occur. Burke's shipping and receiving department ensures flexibility with meeting changes in project dates.

- Complex, infrastructure project experience

Most playground installations would not be considered as complex infrastructure, however many are part of "master plans" for park and recreation space, where some projects large in scope, may be scheduled to be completed in phases over months or years. Burke's responsibility is to coordinate designs and supply equipment in conjunction with the master plan and vision.

Please describe your company experience with other Public Agencies, City, County, State Parks, etc. and work with landscaping architects in the design and layout of the facilities planning.

Burke and our Authorized Representatives are experienced in partnering with Public Agencies, City, County, State Parks and other agencies served by OMNIA. An example of this is Cherry Hill School in New Lenox, IL. When Cherry Hill School changed its primary focus to students with varying abilities, many of the school's new student population used wheelchairs or walkers and were unable to comfortably use the existing playground. Further, there wasn't an inclusive playspace within the community that they could use. The team at Cherry Hill School, led by Principal Emily Schissler, saw this as the perfect opportunity to bring play to all children, enhance their learning and help to get them moving physically. The Cherry Hill school team understands the importance of play and the role it has in development of everything from physical to emotional to cognitive skills and, after products were chosen and designs completed, the focus turned to purchasing the playground in the simplest way possible and guaranteeing that the vision developed by the team at Cherry Hill School and Play Illinois wasn't compromised by having to send this project to bid and incur the added cost and paperwork. Cherry Hill School worked with BCI Burke and Burke's local Representative Play Illinois to purchase the new playground on the OMNIA contract. [See Attachment 17 - Cherry Hill Case Study.](#)

Working with landscape architects and designers is part of Burke's passion to bringing a higher level of play design to communities around the world. With a staff of playground designers of various backgrounds, we are equipped to provide the level of play design required. One example is a Case Study published in LASN in June of 2016. Here Burke partnered with our local Representative Child's Play, la terra studioSM and the customer to create a playspace that allowed children to learn outside of the traditional classroom while providing a beautifully designed, unique space that fit into the landscape perfectly and reflects a high level of attention to detail. [Please see Attachment 18 – Learning Outside the Traditional Classroom.](#)

Appendix C
ADDITIONAL REQUIRED DOCUMENTS

- DOC #1 Acknowledgment and Acceptance of Region 4 ESC's Open Records Policy
- DOC #2 Antitrust Certification Statements (Tex. Government Code § 2155.005)
- DOC #3 Implementation of House Bill 1295 Certificate of Interested Parties (Form 1295)
- DOC #4 Texas Government Code 2270 Verification Form

ACKNOWLEDGMENT AND ACCEPTANCE
OF REGION 4 ESC's OPEN RECORDS POLICY

OPEN RECORDS POLICY

All proposals, information and documents submitted are subject to the Public Information Act requirements governed by the State of Texas once a Contract(s) is executed. If an Offeror believes its response, or parts of its response, may be exempted from disclosure, the Offeror must specify page-by-page and line-by-line the parts of the response, which it believes, are exempt and include detailed reasons to substantiate the exemption. Price is not confidential and will not be withheld. Any unmarked information will be considered public information and released, if requested under the Public Information Act.

The determination of whether information is confidential and not subject to disclosure is the duty of the Office of Attorney General (OAG). Region 4 ESC must provide the OAG sufficient information to render an opinion and therefore, vague and general claims to confidentiality by the Offeror are not acceptable. Region 4 ESC must comply with the opinions of the OAG. Region 4 ESC assumes no responsibility for asserting legal arguments on behalf of any Offeror. Offeror is advised to consult with their legal counsel concerning disclosure issues resulting from this procurement process and to take precautions to safeguard trade secrets and other proprietary information.

Signature below certifies complete acceptance of Region 4 ESC's Open Records Policy, except as noted below (additional pages may be attached, if necessary).

Check one of the following responses to the Acknowledgment and Acceptance of Region 4 ESC's Open Records Policy below:

- We acknowledge Region 4 ESC's Open Records Policy and declare that no information submitted with this proposal, or any part of our proposal, is exempt from disclosure under the Public Information Act.
- We declare the following information to be a trade secret or proprietary and exempt from disclosure under the Public Information Act.

(Note: Offeror must specify page-by-page and line-by-line the parts of the response, which it believes, are exempt. In addition, Offeror must include detailed reasons to substantiate the exemption(s). Price is not confidential and will not be withheld. All information believed to be a trade secret or proprietary must be listed. It is further understood that failure to identify such information, in strict accordance with the instructions, will result in that information being considered public information and released, if requested under the Public Information Act.)

Date

11/10/2021


Authorized Signature & Title

Please note the following items are listed as trade secret due to information regarding Burke's Market Share and financials/sales which is proprietary information. These are marked in the bid in yellow and marked ***TRADE SECRET** by each area.

Tab 4 Qualifications & Experience

Page 3 Line 15

v. Describe Offeror's experience working with the government sector

Tab 4 Qualifications & Experience

Page 3 Line 32

viii. Experiences with Region 4 ESC and entities that evaluation committee members represent may be taken into consideration when evaluating qualifications and experience.

Tab 3 Performance Capability

Appendix C

3.1 Company

Page 2 Lines 14-17 and Dunn & Bradstreet Report

D. Annual sales for the three previous fiscal years. a. Submit FEIN and Dunn & Bradstreet report.

Tab 3 Performance Capability

Appendix C

3.3 Sales and Marketing

Page 11-12 Lines 24-34

J. State the amount of Supplier's Public Agency sales for the previous fiscal year. Provide a list of Supplier's top 10 Public Agency customers, the total purchases for each for the previous fiscal year along with a key contact for each

Tab 3 Performance Capability

Appendix C

3.3 Sales and Marketing

Page 12 Lines 15-17

L. Provide the Contract Sales (as defined in Section 12 of the OMNIA Partners Administration Agreement) that Supplier will guarantee each year under the Master Agreement for the initial three years of the Master Agreement ("Guaranteed Contract Sales").

ANTITRUST CERTIFICATION STATEMENTS
(Tex. Government Code § 2155.005)
Attorney General Form


I affirm under penalty of perjury of the laws of the State of Texas that:

1. I am duly authorized to execute this Contract on my own behalf or on behalf of the company, corporation, firm, partnership or individual (Company) listed below;
2. In connection with this proposal, neither I nor any representative of the Company has violated any provision of the Texas Free Enterprise and Antitrust Act, Tex. Bus. & Comm. Code Chapter 15;
3. In connection with this proposal, neither I nor any representative of the Company has violated any federal antitrust law; and
4. Neither I nor any representative of the Company has directly or indirectly communicated any of the contents of this proposal to a competitor of the Company or any other company, corporation, firm, partnership or individual engaged in the same line of business as the Company.

Company

BCI Burke Company, LLC

Contact



Signature

Marianne Larson

Printed Name

Sales Support Manager

Position with Company

Address

727 Northwest Way

**Official
Authorizing
Proposal**



Signature

Douglas Pietrowski

Printed Name

Chief Financial Officer

Position with Company

Phone

(920) 921-9220

Fax

(920) 921-9566

Implementation of House Bill 1295

Certificate of Interested Parties (Form 1295):

In 2015, the Texas Legislature adopted House Bill 1295, which added section 2252.908 of the Government Code. The law states that a governmental entity or state agency may not enter into certain contracts with a business entity unless the business entity submits a disclosure of interested parties to the governmental entity or state agency at the time the business entity submits the signed contract to the governmental entity or state agency. The law applies only to a contract of a governmental entity or state agency that either (1) requires an action or vote by the governing body of the entity or agency before the contract may be signed or (2) has a value of at least \$1 million. The disclosure requirement applies to a contract entered into on or after January 1, 2016.

The Texas Ethics Commission was required to adopt rules necessary to implement that law, prescribe the disclosure of interested parties form, and post a copy of the form on the commission's website. The commission adopted the Certificate of Interested Parties form (Form 1295) on October 5, 2015. The commission also adopted new rules (Chapter 46) on November 30, 2015, to implement the law. The commission does not have any additional authority to enforce or interpret House Bill 1295.

Filing Process:

Starting on January 1, 2016, the commission made available on its website a new filing application that must be used to file Form 1295. A business entity must use the application to enter the required information on Form 1295 and print a copy of the completed form, which will include a certification of filing that will contain a unique certification number. An authorized agent of the business entity must sign the printed copy of the form. The completed Form 1295 with the certification of filing must be filed with the governmental body or state agency with which the business entity is entering into the contract.

The governmental entity or state agency must notify the commission, using the commission's filing application, of the receipt of the filed Form 1295 with the certification of filing not later than the 30th day after the date the contract binds all parties to the contract. This process is known as acknowledging the certificate. The commission will post the acknowledged Form 1295 to its website within seven business days after receiving notice from the governmental entity or state agency. The posted acknowledged form does not contain the declaration of signature information provided by the business.

A certificate will stay in the pending state until it is acknowledged by the governmental agency. Only acknowledged certificates are posted to the commission's website.

Electronic Filing Application:

https://www.ethics.state.tx.us/whatsnew/elf_info_form1295.htm

Frequently Asked Questions:

https://www.ethics.state.tx.us/resources/FAQs/FAQ_Form1295.php

Changes to Form 1295: <https://www.ethics.state.tx.us/data/filinginfo/1295Changes.pdf>

CERTIFICATE OF INTERESTED PARTIES

FORM 1295

1 of 1

Complete Nos. 1 - 4 and 6 if there are interested parties.
Complete Nos. 1, 2, 3, 5, and 6 if there are no interested parties.

OFFICE USE ONLY CERTIFICATION OF FILING

1 Name of business entity filing form, and the city, state and country of the business entity's place of business.
BCI Burke Company, LLC
Fond du Lac, WI United States

Certificate Number:
2021-816757

Date Filed:
10/26/2021

Date Acknowledged:

2 Name of governmental entity or state agency that is a party to the contract for which the form is being filed.
Region 4 Education Service Center

3 Provide the identification number used by the governmental entity or state agency to track or identify the contract, and provide a description of the services, goods, or other property to be provided under the contract.

Solicitation Number #22-02
Playground Systems, Installation, Service and Related Items

4	Name of Interested Party	City, State, Country (place of business)	Nature of interest (check applicable)	
			Controlling	Intermediary

5 Check only if there is NO Interested Party.

6 UNSWORN DECLARATION

My name is Douglas Pietrowski, and my date of birth is 11/4/1960.

My address is 472 LEDGEWOOD DRIVE, Fond du Lac, WI, 54937, USA.
(street) (city) (state) (zip code) (country)

I declare under penalty of perjury that the foregoing is true and correct.

Executed in Fond du Lac County, State of Wisconsin, on the 10th day of Nov., 2021.
(month) (year)

Douglas Pietrowski
Signature of authorized agent of contracting business entity
(Declarant)

Texas Government Code 2270 Verification Form

House Bill 89 (85R Legislative Session), which adds Chapter 2270 to the Texas Government Code, provides that a governmental entity may not enter into a contract with a company without verification that the contracting vendor does not and will not boycott Israel during the term of the contract.

Furthermore, Senate Bill 252 (85R Legislative Session), which amends Chapter 2252 of the Texas Government Code to add Subchapter F, prohibits contracting with a company engaged in business with Iran, Sudan or a foreign terrorist organization identified on a list prepared by the Texas Comptroller.

I, Doug Pietrowski, as an authorized representative of

BCI Burke Company, LLC, a contractor engaged by


Insert Name of Company

Region 4 Education Service Center, 7145 West Tidwell Road, Houston, TX 77092, verify by this writing that the above-named company affirms that it (1) does not boycott Israel; and (2) will not boycott Israel during the term of this contract, or any contract with the above-named Texas governmental entity in the future.

Also, our company is not listed on and we do not do business with companies that are on the Texas Comptroller of Public Accounts list of Designated Foreign Terrorists Organizations found at <https://comptroller.texas.gov/purchasing/docs/foreign-terrorist.pdf>.

I further affirm that if our company's position on this issue is reversed and this affirmation is no longer valid, that the above-named Texas governmental entity will be notified in writing within one (1) business day and we understand that our company's failure to affirm and comply with the requirements of Texas Government Code 2270 et seq. shall be grounds for immediate contract termination without penalty to the above-named Texas governmental entity.

I swear and affirm that the above is true and correct.



Signature of Named Authorized Company Representative

11/10/2021

Date

BURKE GENERATIONS WARRANTY®

The Longest and Strongest warranty in the industry

BCI Burke Company, LLC ("Burke") warrants that all standard products are warranted to be free from defects in materials and workmanship, under normal use and service, for a period of one (1) year from the date of shipment.

We stand behind our products.

In addition, the following products are warranted, under normal use and service from the date of shipment as follows:

- One Hundred (100) Year Limited Warranty on aluminum and steel upright posts (including Intensity®, Synergy™, Nucleus®, Voltage®, Little Buddies®, ELEVATE®, ACTIVATE®, INVIGORATE™) against structural failure due to corrosion, deterioration or workmanship.
- One Hundred (100) Year Limited Warranty on KoreKconnect® clamps against structural failure due to corrosion, deterioration or workmanship.
- One Hundred (100) Year Limited Warranty on Hardware (nuts, bolts, washers)
- One Hundred (100) Year Limited Warranty on bolt-through fastening and clamp systems (Synergy™, Intensity®, Nucleus®, Voltage®, Little Buddies®, ELEVATE®).
- Twenty-Five (25) Year Limited Warranty on spring assemblies and aluminum cast animals.
- Fifteen (15) Year Limited Warranty on structure platforms and decks, metal roofs, table tops, bench tops, railings and barriers against structural failure due to materials or workmanship.
- Fifteen (15) Year Limited Warranty on all plastic components including StoneBorders against structural failure due to materials or workmanship.
- Ten (10) Year Limited Warranty on ShadePlay Canopies fabric, threads, and cables against degradation, cracking or material breakdown resulting from ultra-violet exposure, natural deterioration or manufacturing defects. This warranty is limited to the design loads as stated in the specifications.
- Ten (10) Year Limited Warranty on NaturePlay® Boulders and GFRC products against structural failure due to natural deterioration or workmanship. Natural wear, which may occur with any concrete product with age, is excluded from this warranty
- Ten (10) Year Limited Warranty on Full Color Custom Signage against manufacturing defects that cause delamination or degradation of the sign. Full Color Custom Signs also carry a two (2) year warranty against premature fading of the print and graphics on the signs.
- Five (5) Year Limited Warranty on Intensity® and RopeVenture® cables and LEVEL X® flex bridge against premature wear due to natural deterioration or manufacturing defects. Determination of premature wear will be at the manufacturer's discretion.
- Five (5) Year Limited Warranty on moving parts, including swing components, against structural failure due to materials or workmanship.
- Five (5) Year Limited Warranty on PlayEnsemble® cables and mallets against defects in materials and workmanship.
- Three (3) Year Limited Warranty on electronic panel speakers, sound chips and circuit boards against electronic failure caused by manufacturing defects.

The warranty stated above is valid only if the equipment is erected in conformity with the layout plan and/or installation instructions furnished by BCI Burke Company, LLC using approved parts; have been maintained and inspected in accordance with BCI Burke Company, LLC instructions. Burke's liability and your exclusive remedy hereunder will be limited to repair or replacement of those parts found in Burke's reasonable judgment to be defective. Any claim made within the above stated warranty periods must be made promptly after discovery of the defect. A part is covered only for the original warranty period of the applicable part. Replacement parts carry the applicable warranty from the date of shipment of the replacement from Burke. After the expiration of the warranty period, you must pay for all parts, transportation and service charges.

Burke reserves the right to accept or reject any claim in whole or in part. Burke will not accept the return of any product without its prior written approval. Burke will assume transportation charges for shipment of the returned product if it is returned in strict compliance with Burke's written instructions.

THE FOREGOING WARRANTIES ARE EXCLUSIVE AND IN LIEU OF ANY OTHER WARRANTY, EXPRESS OR IMPLIED, INCLUDING BUT NOT LIMITED TO ANY IMPLIED WARRANTY OR MERCHANTABILITY OR FITNESS FOR A PARTICULAR PURPOSE. IF THE FOREGOING DISCLAIMER OF ADDITIONAL WARRANTIES IS NOT GIVEN FULL FORCE AND EFFECT, ANY RESULTING ADDITIONAL WARRANTY SHALL BE LIMITED IN DURATION TO THE EXPRESS WARRANTIES AND BE OTHERWISE SUBJECT TO AND LIMITED BY THE TERMS OF BURKE'S PRODUCT WARRANTY. SOME STATES DO NOT ALLOW THE EXCLUSION OF CERTAIN IMPLIED WARRANTIES, SO THE ABOVE LIMITATION MAY NOT APPLY TO YOU.

Warranty Exclusions: The above stated warranties do not cover: "cosmetic" defects, such as scratches, dents, marring, or fading; damage due to incorrect installation, vandalism, misuse, accident, wear and tear from normal use, exposure to extreme weather; immersion in salt or chlorine water, unauthorized repair or modification, abnormal use, lack of maintenance, or other cause not within Burke's control; and

Limitation of Remedies: Burke is not liable for consequential or incidental damages, including but not limited to labor costs or lost profits resulting from the use of or inability to use the products or from the products being incorporated in or becoming a component of any other product. If, after a reasonable number of repeated efforts, Burke is unable to repair or replace a defective or nonconforming product, Burke shall have the option to accept return of the product, or part thereof, if such does not substantially impair its value, and return the purchase price as the buyer's entire and exclusive remedy. Without limiting the generality of the foregoing, Burke will not be responsible for labor costs involved in the removal of products or the installation of replacement products. Some states do not allow the exclusion of incidental damages, so the above exclusion may not apply to you.

The environment near a saltwater coast can be extremely corrosive. Some corrosion and/or deterioration is considered "normal wear" in this environment. Product installed within 500 yards of a saltwater shoreline will only be covered for half the period of the standard product warranty, up to a maximum of five years, for defects caused by corrosion. Products installed in direct contact with saltwater or that are subjected to salt spray are not covered by the standard warranty for any defects caused by corrosion.

Contact your local Burke Representative for warranty information regarding Burke Turf® and Burke Tile products.

Terms of Sale

Pricing: Prices published in this catalog are in USD, are approximate and do not include shipping & handling, surfacing, installation nor applicable taxes. All prices are subject to change without notice. Contact your Burke representative for current pricing. Payments are to be made in USD.

Weights: Weights are approximate and may vary with actual orders.

Installation: All equipment is shipped unassembled. For a list of factory-certified installers in your area, please contact your Burke representative.

Specifications: Product specifications in this catalog were correct at the time of publication. However, product improvements are ongoing at Burke, and we reserve the right to change or discontinue specifications without notice.

Loss or Damage in Transit: A signed bill of lading is our receipt from a carrier that our shipment to you was complete and in good condition upon arrival. Before you sign, please check the Bill of Lading carefully when the shipment arrives to make sure nothing is missing and there are no damages. Once the shipment leaves our plant, we are no longer responsible for any damage, loss or shortage.

For more information regarding the warranty, call Customer Service at 920-921-9220 or 1-800-356-2070.

01/2021

PREFERRED PAYMENT PROGRAM

Choose the term that best fits your budget.

💰 CHOOSE A PAYMENT

EQUIPMENT COST	24 MONTHS	36 MONTHS	48 MONTHS	60 MONTHS
\$15,000	\$734	\$527	\$408	\$345
\$25,000	\$1,213	\$825	\$645	\$540
\$40,000	\$1,940	\$1,320	\$1,032	\$864
\$50,000	\$2,316	\$1,592	\$1,253	\$1,050
\$75,000	\$3,441	\$2,415	\$1,901	\$1,587

**Rates are subject to approval. Offer only available to companies located in the United States.*

THE NEWLANE WAY

At **NewLane Finance** we live by our core values of integrity and transparency to ensure that everything we do advances our mission of **business lending done right**.

Powered by the **financial strength of a \$12B bank**, we are building a best-in-class small business lending platform by delivering:

- ✓ Simple application process
- ✓ No hidden fees
- ✓ Credit decision in less than 2 hours
- ✓ Custom financing solutions

Are you ready to partner with a lender who is committed to helping you grow your business? If so, please contact me to experience **The NewLane Way**.

www.newlanefinance.com

123 S. Broad Street, 17th Fl Philadelphia, PA 19109

Burke TILES



PLAY THAT MOVES YOU®

A Burke Tiles surface is the perfect landscape on which to build your incredible playground! This slip-resistant, cushiony-soft surface helps protect children from injury, and that means playtime is more fun and carefree for everybody. These eco-friendly tiles are easy to install and simple to maintain. Burke Tiles, extremely durable and wear-resistant, are available in a beautiful palette of appealing colors.

Superior Construction - The unique design and superior construction of Burke Tiles sets them apart from all others on the market. The result is a better performing, longer lasting product that is easier to install. Each tile features an alignment footer for easy orientation during installation. Every tile is formed in a precision die using premium materials. Look no further than Burke Tiles for your playground surfacing needs.

Safety and Accessibility - Every Burke Tile meets the ASTM 1292 requirements for impact attenuation. It's also an ideal surfacing solution for accessibility and meets the ADA standards for playground surfacing.

Environmentally Friendly - As an ISO 14001:2015 certified company, Burke is committed to producing environmentally friendly products. Burke Tiles are 100% recyclable and can be used to refresh an existing playground or become the surfacing option for a new playground.

Warranty - BCI Burke offers a 10-year warranty on Burke Tiles from the date of purchase. Contact your local Burke Representative for details.

BCIBURKE.COM


Burke
PLAY THAT MOVES YOU.

800.266.1250

Trademark(s) are the property of BCI Burke Company. © BCI Burke Company 2020. All rights reserved.

Burke TILES

The Burke Tiles system includes a complete selection of tiles, corners, ramps and beveled edge pieces. Contact your local Burke Representative to obtain the tile layout design for your play environment.



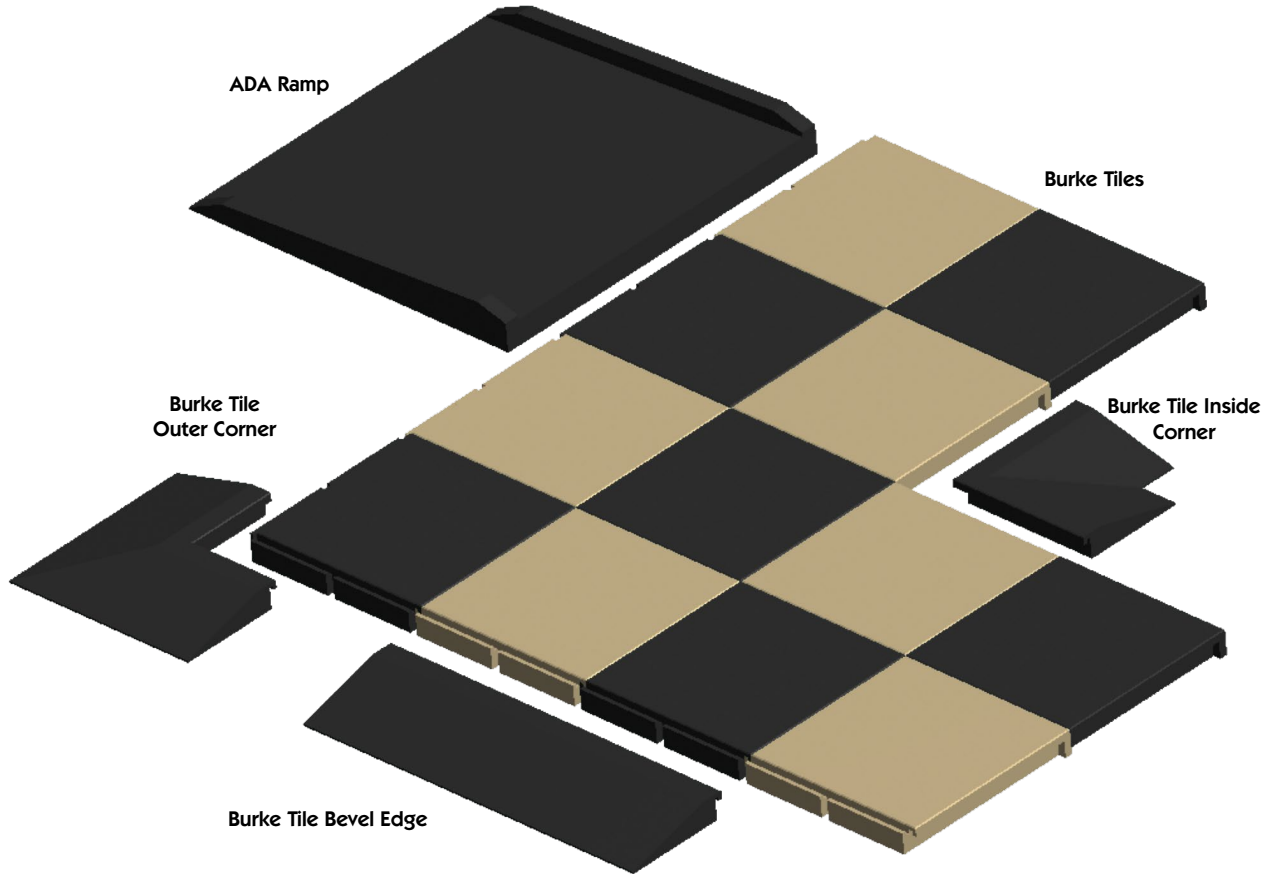
The Full Perimeter Interlocking System adds strength and prevents edge and corner fatigue.



The Base Design maximizes strength which is providing excellent shock absorption properties.



The Alignment Foot ensures fast and accurate installation.



FALL HEIGHT OPTIONS

4 ft. Fall Height

	Size	Unit Weight
Burke Tiles	2' x 2' x 2¼"	27 lbs
Burke Tiles Beveled	14" x 4' x 2¼"	25 lbs
Burke Tiles Outer Corner	2¼"	20 lbs
Burke Tiles Inside Corner	2¼"	15 lbs

8 ft. Fall Height

	Size	Unit Weight
Burke Tiles	2' x 2' x 3¼"	32 lbs
Burke Tiles Beveled	14" x 4' x 3¼"	32 lbs
Burke Tiles Outer Corner	3¼"	25 lbs
Burke Tiles Inside Corner	3¼"	20 lbs

6 ft. Fall Height

	Size	Unit Weight
Burke Tiles	2' x 2' x 2¾"	30 lbs
Burke Tiles Beveled	14" x 4' x 2¾"	29 lbs
Burke Tiles Outer Corner	2¾"	22 lbs
Burke Tiles Inside Corner	2¾"	17 lbs

10 ft. Fall Height

	Size	Unit Weight
Burke Tiles	2' x 2' x 4¼"	39 lbs
Burke Tiles Beveled	14" x 4' x 4¼"	38 lbs
Burke Tiles Outer Corner	4¼"	25 lbs
Burke Tiles Inside Corner	4¼"	20 lbs

Burke TILES

BURKE TILE COLOR OPTIONS


Pigmented using organic powder color coating methods that will not delaminate over time. Sealed with specially formulated polymer agent that bonds pigments into the rubber.



BURKE EPDM COLOR OPTIONS

EPDM granules are used to create options from bright solids to special blends for specific color themes.


Standard Colors



Premium Colors*



EPDM Color Blend Options



EPDM Mixtures include a vibrant 100%, which is 90% EPDM/10% black mesh for standout solids, a 50/50 mix with black mesh and your choice of color.

BCIBURKE.COM

Burke
PLAY THAT MOVES YOU.

800.266.1250

BURKE TURF® SAFETY SURFACING




THE ULTIMATE PLAY SURFACE



Burke Turf



Burke Turf Backing



Burke Turf Infill



Burke Turf Pad

Burke Turf is the perfect surfacing option for your Burke playground. We combine rugged durability with remarkable softness and beauty, with 100% polyethylene fibers and a thatch layer to simulate natural grass. It's **100% recyclable** and has the look of a fine blade fescue or bluegrass lawn and thanks to the latest turf technology, it's tough enough for high-use sports and playground areas as well. In short, it's the perfect green surfacing option for any playground!

Burke Turf's beauty is far more than skin deep. Below the surface you'll find a soft infill that is completely anti-microbial, to provide a lasting, healthy play environment. A shock and drainage pad provides shock absorption and impact protection from falls - the most common source of serious playground injuries. Burke Turf conforms to the latest CPSC, ASTM and ADAAG standards for impact attenuation and accessibility.

Offered in four levels of face weight, Burke Turf will suit all your surfacing needs: Burke Turf Elite, Burke Turf Elite Plus, Burke Turf Pro and Burke Turf Luxury Pro. BCI Burke offers a 10-year limited product warranty on Burke Turf from the date of purchase. Contact your Burke Representative at 800.266.1250 for more information.

Burke Turf is a unique blend of polyethylene monofilament fibers that simulate a fine blade fescue or bluegrass. This combination of fibers gives the turf its soft plush, carpet-like feel. We offer a variety of styles.

- More sanitary than sand, pea gravel, mulch or shredded tire products
- Low maintenance
- System is anti-microbial and not subject to bacteria
- No allergic reactions caused by grass
- Protection from harmful buried debris, muddy conditions, cuts and scrapes
- Fast-drying: Children can resume play minutes after it rains
- 100% recyclable material
- Only produced with American made yarn and components
- Impact attenuation up to 12 feet
- ADA Compliant

Burke Turf Backing is traditional urethane with Eco-friendly options featuring Duraflo backing.

- All polyolefin backing system that is 100% recyclable
- Permeable: More than twice as permeable as traditional urethane and far less likely to clog than hole-punched products
- Dimensionally stable: Polyolefins absorb no moisture, preventing expansion and contraction
- Soft & pliable: Forms to the contours of the land without producing wrinkles

Burke Turf Infill is an anti-microbial, non-flammable, non-toxic product that remains up to 20% cooler than other infill materials. The rounded uniform acrylic-coated infill resists compaction, helping to create a long lasting comfortable playing surface.

- Inhibits the growth of bacteria, fungus and staph due to the microban solution in the coating
- Allows cleaning with power washing, blowing and vacuum
- Will not deteriorate
- Will not absorb moisture
- Recyclable and reusable
- Non-toxic
- No heavy metals
- Non-flammable

The Shock Absorbing Pad is a 100% recyclable turf pad helps to provide shock and impact absorption from falls.

- 100% recycled material
- Allows for more timely project turnaround due to ease of installation
- Enhanced impact absorption
- Reduces need for substantial excavation
- Eliminates the need for costly rubber buffings
- Creates a clean level surface to lay turf on

BCIBURKE.COM

Burke
PLAY THAT MOVES YOU.

800.266.1250

BURKE TURF® SAFETY SURFACING

BURKE TURF ELITE 070-2253 (Infill)

Fiber Type:	100% Polyethylene Omega, S
Thatch:	Green texturized polyethylene
Fiber Mass:	10,800 / 7,300 denier
Pile Height:	1.5 inches
Face Weight:	53 oz. / square yard
Roll Width:	15 feet
Color:	Summer Blend
Primary Backing:	Multi-layered woven polypropylene
Secondary Backing:	Duraflo
Warranty:	10 year / U.V.
Suggested Use:	Playground, Field, Lawn, Landscape



BURKE TURF ELITE PLUS 070-2260 (Infill)

Fiber Type:	100% Polyethylene S
Thatch:	Tan texturized polyethylene
Fiber Mass:	10,800 / 5,000 denier
Pile Height:	1.5 inches
Face Weight:	60 oz. / square yard
Roll Width:	15 feet
Color:	Blend
Primary Backing:	Multi-layered woven polypropylene
Secondary Backing:	Duraflo
Warranty:	10 year / U.V.
Suggested Use:	Playground, Field, Lawn, Landscape



BURKE TURF PRO 070-2300 (Limited Infill)

Fiber Type:	100% Polyethylene 3D X
Thatch:	Tan
Fiber Mass:	10,800 / 5,000 denier
Pile Height:	1.7 inches
Face Weight:	70 oz. / square yard
Roll Width:	15 feet
Color:	Spring Green
Primary Backing:	Multi-layered woven polypropylene
Secondary Backing:	Duraflo
Warranty:	10 year / U.V.
Suggested Use:	Playground, Field, Lawn, Landscape



BURKE TURF LUXURY PRO 070-2281 (Limited Infill)

Fiber Type:	100% Polyethylene S
Thatch:	Tan texturized polyethylene
Fiber Mass:	10,800 / 5,000 denier
Pile Height:	2.125 inches
Face Weight:	80 oz. / square yard
Roll Width:	15 feet
Color:	Blend
Primary Backing:	Multi-layered woven polypropylene
Secondary Backing:	Duraflo
Warranty:	10 year / U.V.
Suggested Use:	Playground, Field, Lawn, Landscape



IPEMA - BCI Burke Company, LLC, is a member in good standing of IPEMA, the International Play Equipment Manufacturers Association. IPEMA is a member-driven international trade organization which represents and promotes an open market for manufacturers of play equipment and surfacing.

In the interest of playground safety, the International Play Equipment Manufacturers Association (IPEMA) provides a Third Party Certification Service whereby a designated independent laboratory, TÜV SÜD America Inc. (TÜV), validates a surfacing manufacturer's certification of conformance to ASTM F1292, Standard Specification for Impact Attenuation Under and Around Playground Equipment, and for an engineered wood fiber manufacturer its certification of conformance, also to ASTM F9075, Standard Specification for Engineered Wood Fiber for use as a Playground Safety Surface Under and Around Playground Equipment, Section 4.4, for testing Sieve Analysis and Section 4.6, for testing the presence of Tramp Metal. The use corresponding logo in Burke's sales flyer signifies that Burke has received written validation from the independent laboratory that the product(s) associated with the use of the logo conforms to the requirements of the indicated standard.

Check IPEMA website www.ipema.org to confirm product validation, its thickness and critical height.



To verify product certification, visit www.ipema.org

BCIBURKE.COM

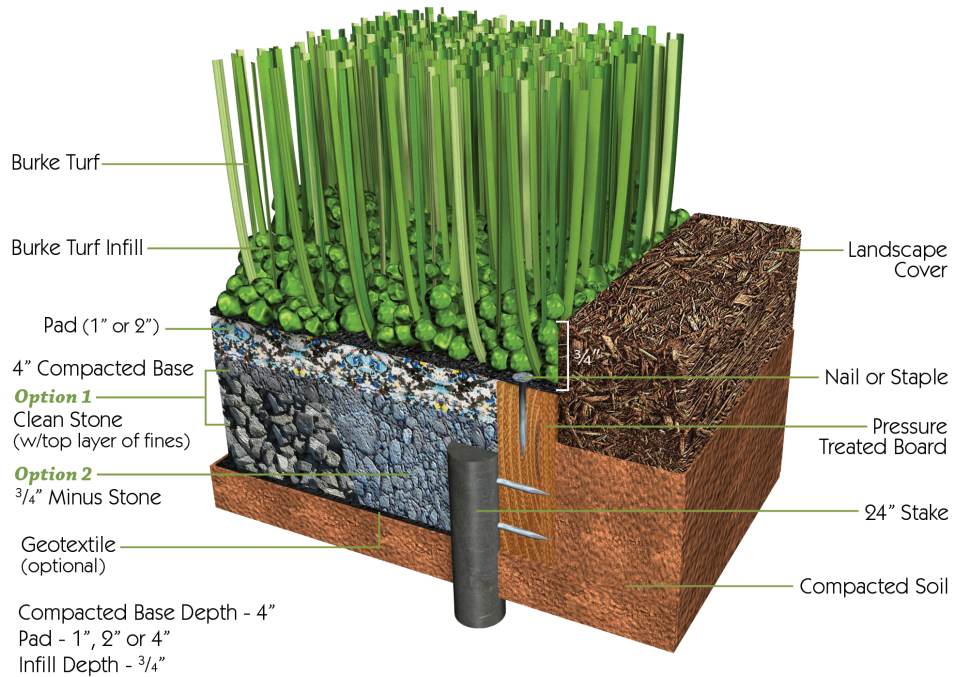
Burke
PLAY THAT MOVES YOU.

800.266.1250

Trademark(s) are the property of BCI Burke Company. © BCI Burke Company 2020. All rights reserved.

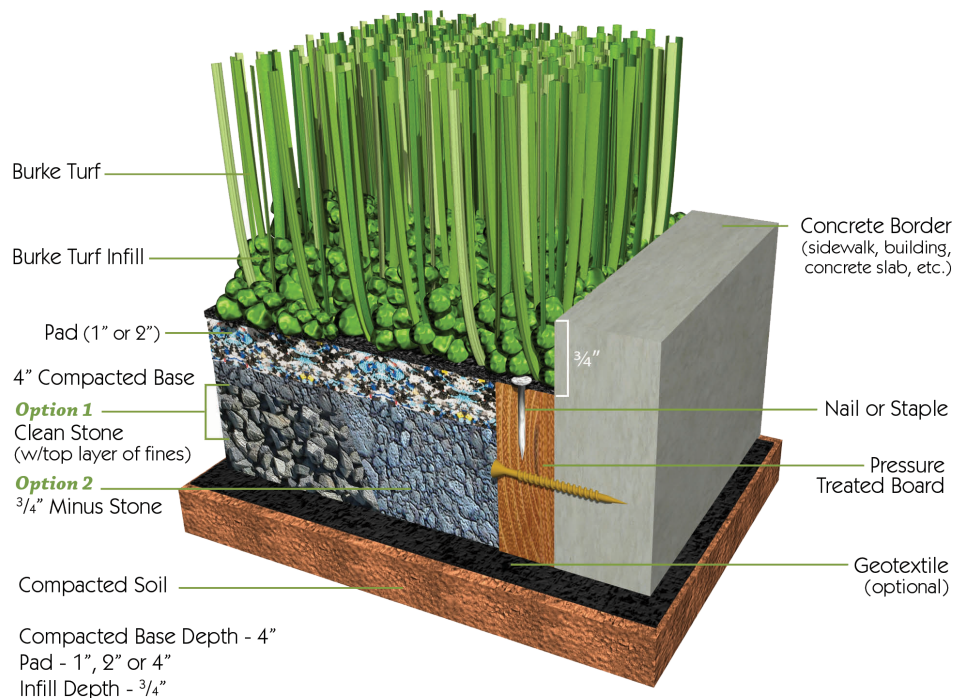
BURKE TURF® SAFETY SURFACING

Burke Turf Installed without Concrete Border



To accommodate this application prepare your site 5 3/4" below grade with 1" Pad, 6 3/4" with 2" Pad or 8 3/4" with 4" Pad.

Burke Turf Installed with Concrete Border



To accommodate this application prepare your site 5 3/4" below grade with 1" Pad, 6 3/4" with 2" Pad or 8 3/4" with 4" Pad.

Burke NUCLEUS® PLAY SYSTEM



5" O.D. POST SYSTEM

Burke's KoreKconnect® direct-bolt clamp system and EZKconnect® deck-mounting system brings new levels of ease and precision to playground design and assembly. Nucleus® also allows for a seamless integration of traditional and fitness-oriented activities and of course, like all Burke products, Nucleus is backed by Burke's unrivaled Generations Warranty®.



BCIBURKE.COM

Burke
PLAY THAT MOVES YOU.

800.266.1250

Trademark(s) are the property of BCI Burke Company. © BCI Burke Company 2020. All rights reserved.

Burke NUCLEUS® PLAY SYSTEM

FEATURES & BENEFITS

5" O.D. Post Features:

- 5" O.D. steel or aluminum posts
- Factory installed aluminum caps
- Premium powder coat finished in 12 color options
- Steel 55,000 psi (tensile strength 50,000 psi & yield strength)
- Aluminum (38,000 psi tensile strength & 35,000 psi yield strength)
- Tamper resistant stainless steel hardware
- 100-Year Generations Warranty

KoreKnect Direct-Bolt Clamp System Features:

- Two recessed, tamper proof, stainless steel mounting bolts per direct-bolt clamp
- Ability to fit more components together in a limited area
- Heat treated, high strength cast aluminum direct-bolt clamps
- Factory CNC drilling of post hole attachment locations
- 100-Year Generations Warranty

EZKnect Mounting and Deck Features:

- Exclusive self-leveling deck attachment system
- Two bolt per corner deck attachment
- Factory CNC forming of decks built from 12 gauge hot rolled sheet steel
- ¼" micro-punched holes
- Textured PVC dripless decks (California Compliant - Free of Most Phthalates)
- 30% thicker coating than most competitors
- 48" wide platforms
- 15-Year Generations Warranty

5" O.D. Post Benefits:

- Durable and dependable
- Corrosion resistant compared to other alloys
- Dependable finishes will not fade or chip
- Meets or exceeds competitive product strengths
- Meets or exceeds competitive product strengths
- Security and stability
- Protects your investment

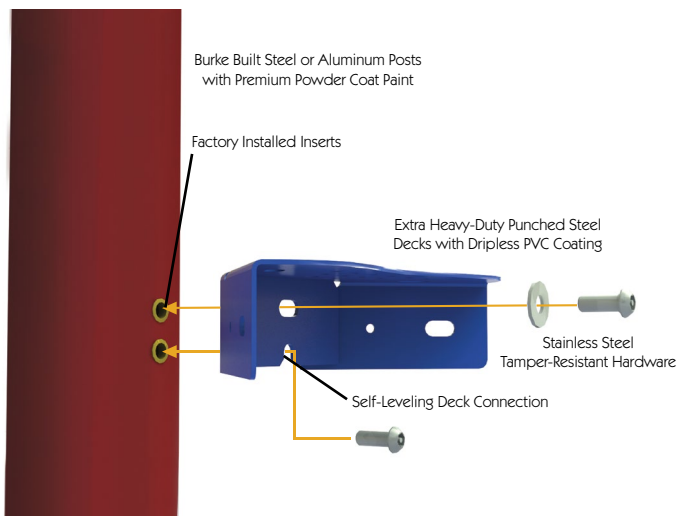
KoreKnect Direct-Bolt Clamp System Benefits:

- Extra strength, stability and security for component attachment compared to competitors that use only one bolt per connector
- Eliminates clamp conflict and maximizes play value
- Superior attachment system for cleaner appearance
- Provides accurate component locations and perfect alignment for easy installation for reduced risk and errors
- Protects your investment

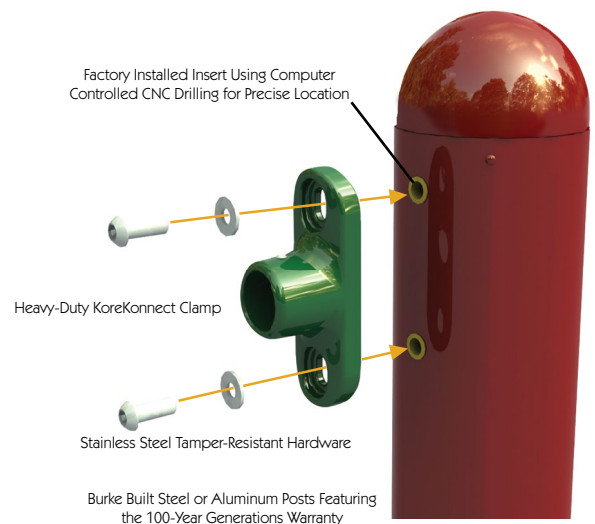
EZKnect Mounting and Deck Features:

- Allows faster location of decks and easier to assemble at install
- Increased Stability and Superior Overall Structure
- Precision sizing for perfect fit at installation - strong, solid structures able to support over 2 tons
- Smaller holes to help prevent injuries to little fingers
- Aesthetically pleasing, high friction surface that resists mildew
- More durable, wear-resistant surface
- More versatile and usable deck space
- Protects your investment

EZKONNECT



KOREKONNECT



Burke NUCLEUS® EVOLUTION®



THE NEXT EVOLUTION IN PLAY

Imagine feeling unstoppable. Imagine developing the skills, determination and resilience to overcome obstacles and achieve anything you want to. Imagine being able to assess risk and learning to plan for success. Imagine doing this in a fun environment that fosters development through play. It is the evolution of Play That Moves You, it is the Nucleus Evolution collection of products that create experiences like no one has ever seen on a playground before. Climbing up ropes to view the world from a different angle. Inspiring new panoramas, creating new vistas. You're protected but it looks open and new. A perspective like nothing you've ever experienced before. It will revolutionize your play experience.



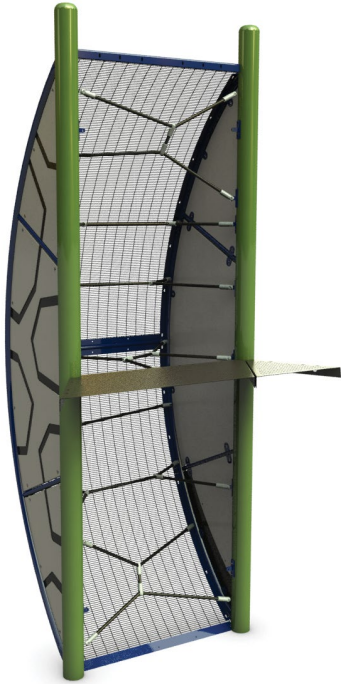
BCIBURKE.COM

Burke
PLAY THAT MOVES YOU.

800.266.1250

Trademark(s) are the property of BCI Burke Company. © BCI Burke Company 2021. All rights reserved.

Burke NUCLEUS® EVOLUTION®




Nucleus Evolution Arch Climber



Nucleus Evolution Barriers



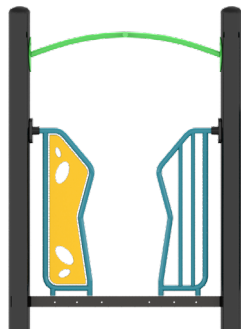
Nucleus Evolution Square Roof



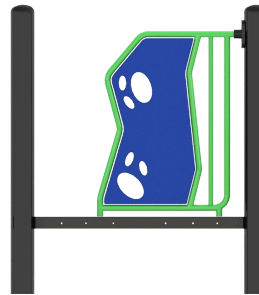
Nucleus Evolution Hexagon Roof



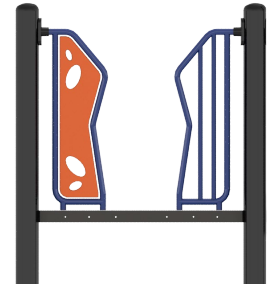
Evolution Barrier



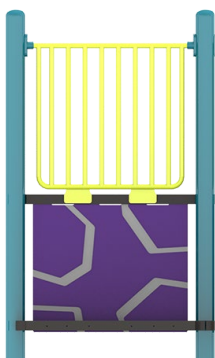
Evolution Stanchion Enclosure



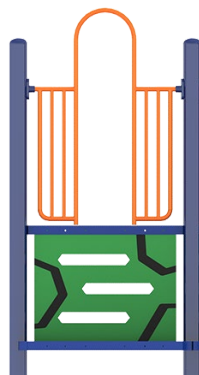
Evolution Offset Enclosure



Evolution Unitary Enclosure



Abstract Platform Offset Barrier



Abstract Platform Ladder



Nucleus Evolution Arch Catwalk Bridge



Nucleus Evolution Transition Stair


BCIBURKE.COM

Burke
PLAY THAT MOVES YOU.


800.266.1250

Trademark(s) are the property of BCI Burke Company. © BCI Burke Company 2021. All rights reserved.


Burke NUCLEUS® EVOLUTION®




Cobra Slide® Spiral



Cobra Slide Corkscrew



Cobra SlideS



Cobra Slide S Fusion



Cobra Slide Corkscrew Fusion



Cobra Slide Spiral Fusion

BCIBURKE.COM

Burke
PLAY THAT MOVES YOU.

800.266.1250

Trademark(s) are the property of BCI Burke Company. © BCI Burke Company 2021. All rights reserved.

Burke NUCLEUS® EVOLUTION®



NUIN-2834



NU-3012

BCIBURKE.COM

Burke
PLAY THAT MOVES YOU.

800.266.1250

Trademark(s) are the property of BCI Burke Company. © BCI Burke Company 2021. All rights reserved.

Burke INTENSITY® FITNESS PLAY



PLAY THAT MOVES YOU.®

Our Intensity fitness play complex greatly increases the benefits and quality of your kids' outdoor playtime! This innovative play system encourages more engaging and challenging physical activity that fosters fitness, promotes cardiovascular health and fights childhood obesity. Intensity's 5" O.D. posts, direct-bolt fastening system and exciting play events offer a broad choice of configurations.



BCIBURKE.COM

Burke
PLAY THAT MOVES YOU.

800.266.1250

Trademark(s) are the property of BCI Burke Company. © BCI Burke Company 2020. All rights reserved.

Burke INTENSITY® FITNESS PLAY



BCIBURKE.COM

Burke
PLAY THAT MOVES YOU.

800.266.1250

Trademark(s) are the property of BCI Burke Company. © BCI Burke Company 2020. All rights reserved.

Burke SYNERGY® PLAY SYSTEM



PLAY THAT MOVES YOU®

Synergy combines design and functionality to create the latest in the play revolution. With scaled components, smaller platforms and post sizes and a full array of components, Synergy is the perfect fit for smaller spaces that still want to pack big play value.

Installation is straightforward with Burke's patented EZKconnect® platform mounting system, exclusive direct-bolt connection system and intuitive design features. Platforms are 36 inch square with a 44" trapezoid option to accommodate larger play events and the 3.5" O.D. posts are available in both steel and aluminum options.

Synergy provides a full offering of innovative and exciting Burke play events to help schools, parks, churches and childcare centers bring Play That Moves You to their communities.



BCIBURKE.COM

Burke
PLAY THAT MOVES YOU.

800.266.1250



Trademark(s) are the property of BCI Burke Company. © BCI Burke Company 2021. All rights reserved.

Burke SYNERGY[®] PLAY SYSTEM



Play Panels



Climbers



Slides



Overhead Events

BCIBURKE.COM

Burke
PLAY THAT MOVES YOU.

800.266.1250



Trademark(s) are the property of BCI Burke Company. © BCI Burke Company 2021. All rights reserved.

Burke SYNERGY[®] PLAY SYSTEM

SY-2909



SY-2919



SY-2908



SY-2907



Burke SYNERGY IMAGINATION®



PLAY THAT MOVES YOU®

Imagination is not only fun but an important part of how children develop a sense of self, see the world and interact with their peers and caregivers. Designing a space that fosters a child's imagination and encourages imaginative play is important at the critical ages of 2-5 while they are beginning to learn how to interact, negotiate and express themselves all through self-directed play.

Synergy Imagination brings children a whimsical space that is designed with them in mind for extra comfort and confidence. With smaller hand grips, steps and platforms, the sizing and spacing is exactly what they need to help them develop, learn, engage and grow. Children will love the opportunity to play in a space with soft, approachable lines and products that are designed and sized especially for them to learn so many important skills that transcend the playground.



BCIBURKE.COM

Burke
PLAY THAT MOVES YOU.

800.266.1250



Trademark(s) are the property of BCI Burke Company. © BCI Burke Company 2021. All rights reserved.

Burke SYNERGY IMAGINATION®



Linx™ Climber



Lil' Novo Playful Furniture™ Complements Synergy Imagination!



Rock 'N' Roll Slide



Crescent Panels



Synergy Counter

BCIBURKE.COM

Burke
PLAY THAT MOVES YOU.

800.266.1250



Trademark(s) are the property of BCI Burke Company. © BCI Burke Company 2021. All rights reserved.

Burke SYNERGY IMAGINATION®

WORK WITH YOUR BURKE
DESIGNER TO CREATE THE
SYNERGY IMAGINATION
PLAY STRUCTURE TO FIT
YOUR CUSTOMER'S NEEDS!

SY-2917



SY-2919



SY-2916



SY-2915



Burke SYNERGY IMAGINATION 4ME®



PLAY THAT MOVES YOU®

Children ages 6-23 months are motivated to learn and explore and Synergy Imagination 4ME meets them where they are and advances development for this early childhood age group. Designed from research with Early Childhood Education Professors, each play event is tied directly to developmental milestones and helps children obtain skills in a natural setting through child-directed play.



BCIBURKE.COM

Burke
PLAY THAT MOVES YOU.

800.266.1250

Trademark(s) are the property of BCI Burke Company. © BCI Burke Company 2021. All rights reserved.

Burke SYNERGY IMAGINATION 4ME®



Bug Activity Arch



Abacus

Spark Slide



Synergy Hammock



Synergy Tunnel

BCIBURKE.COM

Burke
PLAY THAT MOVES YOU.

800.266.1250

Trademark(s) are the property of BCI Burke Company. © BCI Burke Company 2021. All rights reserved.

Burke SYNERGY IMAGINATION 4ME®

FEATURES & BENEFITS

- Synergy Imagination 4ME is designed based on both primary and secondary research focused on the developmental stages of children ages 6-23 months. Each piece is sized for this age group and helps them hit the milestones appropriate for their ages.
- Available in all of Burke's fun and engaging colors, children will love the bright color options for Synergy Imagination 4ME.
- The beauty is in the details! Synergy Imagination 4ME has hand and foot holds that are not only sized for children ages 6-23 months but placed especially for their comfort and challenge as they develop both physically and cognitively through play.
- A whimsical design helps children use their imaginations while discovering the endless play opportunities available within Synergy Imagination 4ME.
- Games, tunnels, panels, spinners, climbers and more invite toddlers in to explore and engage with their environment. It also invites parallel play, the most common type of play for this age group, while providing opportunities to move into cooperative play situations as they develop.
- Synergy Imagination 4ME introduces the Spark Slide! Developed to offer a sliding experience appropriate for this age group, the Spark Slide features high sides to help keep kids on the slide as they develop core strength and balance.
- Synergy Imagination 4ME can be ordered as a portable play structure offering the ability to move the play from place to place and even bring it indoors!
- Burke Built® and backed by Burke's Generations Warranty® with a 100-year limited warranty on posts, 15-year limited warranty on plastics and 5-year limited warranty on moving parts.

DEVELOPMENTAL BENEFITS

Cognitive Skills: Problem Solving, Cognitive Planning, Creativity

Sensory: Visual, Tactile, Proprioception, Vestibular

Physical Skills: Upper Body Strength, Lower Body Strength, Core Strength, Coordination, Balance

Social/Emotional Skills: Cooperative Play, Imaginative Play, Self-expression, Role Playing, Turn-taking, Parallel Play



TO ORDER A SYNERGY IMAGINATION 4ME™ STRUCTURE, CALL 800.266.1250.

BCIBURKE.COM

Burke
PLAY THAT MOVES YOU.

800.266.1250

Trademark(s) are the property of BCI Burke Company. © BCI Burke Company 2021. All rights reserved.

Burke[®]
PLAY THAT MOVES YOU[®]



**Benoit Memorial Park
Town of Hempstead**

October 26, 2021

Matt Biscardi
Town of Hempstead
350 Front Street
Hempstead, NY 11550

Dear Matt Biscardi:

American Recreational Products is delighted to provide Town of Hempstead with this playground equipment proposal.

This design was developed with your specific needs in mind, and we look forward to discussing this project further with you to ensure your complete satisfaction. American Recreational Products is confident that this proposal will satisfy Town of Hempstead's functional, environmental, and safety requirements - and most importantly, bring joy and excitement to the children and families directly benefiting from your new playground.

You have our personal commitment to support this project and your organization in every manner possible. We look forward to continuing to develop a long-standing relationship with Town of Hempstead. We appreciate your consideration and value this opportunity to earn your business.

Sincerely,

Robert Brown
American Recreational Products
144-1 Remington Blvd
Ronkonkoma, NY 11779

BCI Burke Company, LLC
 660 Van Dyne Road, Fond du Lac, WI 54936
 Tel (920) 921-9220 Fax (920) 921-9566
 www.bciburke.com



Date: 11/8/2021
 Quote #XXXX
**Accepted Approved Quotation,
 Terms and Conditions**

In coordination with **American Recreational Products**
 Tel: (844) 222-9990

To: Town of Hempstead
 350 Front Street
 Hempstead, NY 11550

Signed: _____

Date: _____

Project Name: Benoit Memorial Park
Project Location: Sprucewood Dr & Wantagh Ave
 Levittown, NY 11756

Prepared by	Estimated Ship Date	Payment Terms		
Jessica Westphal	4-5 weeks after receipt of order	Net 30 Days		
Item	Description	Unit Price	Quantity	Total
119-145139-1	Burke Nucleus/Intensity Structure including Orb Rocker, Comet II, Music Area, and 3-Bay Arch Swings with (4) Belt and (2) Tot Seats.	110,763.00	1	110,763.00
Discount	10% OMNIA Discount per Contract# XX-XX	(16,614.45)	1	(16,614.45)
Installation	Installation of Burke Equipment	28,500.00	1	28,500.00
Freight	Delivery of Burke Equipment	6,000.00	1	6,000.00
070-2253	Burke Turf Elite 53 oz	3.87	5250	20,317.50
070-2120	Acrylic Sand Burke Lite & Burek Turf (50 lb Bag)	29.36	310	9,101.60
070-0408	Red Stripe Seam Tape - 200' Roll	195.53	2	391.06
070-0410	Turf Claw Adhesive - 4 Gallon	492.08	2	984.16
070-2129	Burke Turf Pad 2.25" x 3.25' x 7.5'	81.43	206	16,774.58
Discount	Omnia Discount per Contract# XX-XX	(2,360.38)	1	(2,360.38)
Installation	Installation of Burke Turf - per sq ft	7.25	5250	38,062.50
Freight	Delivery of Burke Turf	5,575.00	1	5,575.00
TOTAL:				\$ 122,648.55

Jessica Westphal

Title: Sales Support Coordinator, BCI Burke Company, LLC



QUOTE IS VALID FOR 30 DAYS

Thank you for the opportunity to provide this quote.

We look forward to filling your park & playground needs in the months and years to come!

Special Notes: Prices do not include unloading, material storage, site excavation/preparation, removal of existing equipment, removal of excess soil from footing holes, site security, safety surfacing (unless shown in quoted items above), installation (unless shown in quoted items above) or sales tax (if applicable). Prices are based on standard colors per CURRENT YEAR BCI Burke Catalog. Custom colors, where available, would be an extra charge. Freight charges are predicated on all items being ordered and shipped at the same time.

Rock Clause: If excessive underground obstructions such as rock, coral, asphalt, concrete, pipes, drainage systems, root systems, water or any other unknown obstructions are discovered, additional charges will be added to the proposal.

BCI Burke Company, LLC
 "An ISO 9001:2008 and ISO 14001:2004 Certified Company"
 PO Box 549 - Fond du Lac, WI 54936-0549 - Phone (920) 921-9220 - Fax (920) 921-9566 - www.bciburke.com
Play that Moves You®

COLOR KEY

- NAVY
- LIME
- GRANITE
- BLUE
- BLUE/WHITE





PLAY THAT MOVES YOU®

At Burke, movement is our mantra. It drives our purpose and ignites our passion to bring the best in playground design and the most innovative, developmentally rich play, outdoor fitness and recreation products. Our research and testing push us to create new and unique ways to challenge children, families, schools, communities, teams and individuals to move, to grow and to play. Play fosters opportunities for connection between generations and with our peers, provides growth and togetherness and moves us in so many ways. Join Our Movement® and experience the many ways play can move you.

PLAY FOR HEALTH

Movement is life and is one of the most important aspects in overall health and wellness for people of all ages and abilities. Burke has playground and fitness offerings that engage everyone in all stages of life to move. Our Nucleus® and Intensity® playgrounds feature a fusion of play that helps children engage in active play throughout the day for enhanced growth and developmental opportunities. ELEVATE® Fitness Course brings obstacle course fitness to a whole new level and is poised to engage children 5-12, teenagers and adults. ACTIVATE® Fitness Circuit and INVIGORATE® Dynamic Fitness are a great way to add events to a fitness trail or create a space for outdoor exercise. Our variety of fitness equipment will meet you where you are in your fitness journey and challenge you to be more.

PLAY FOR YOUR MIND

Playful experiences are learning experiences and children at play are developing a wide-variety of skills that range from problem solving and cognitive planning to memory and self-regulation. Each and every time a child plays they are contributing positively to their cognitive development and setting themselves up for future success.



PLAY FOR CONNECTION

Play provides us with common experiences, shared laughter and true connection. It brings communities together and helps us return to the simplicity of basic human connection and kindness. Parks and recreation spaces are critical because they lay the groundwork for the intergenerational engagement, interaction and development we all seek. Products such as Novo® Playful Furniture, with interesting pieces that can be used in a variety of ways, foster those opportunities by creating a space where everyone can interact and play together in their own way. The Konnection® Swing revolutionizes connection by promoting face-to-face connections and playing together. Every person of every age and ability brings their own unique experiences that enhance the collective and moves us all through play.

PLAY FOR MOTION

Motion play creates a childhood experience like no other by creating movement for children of all abilities and providing developmental benefits, including increased spatial awareness, inner ear stimulation and balance. Motion can be a source of calm for children with sensory processing differences while providing delight and excitement for children of all ages.

PLAY FOR DEVELOPMENT

Play is the work of childhood and helps children express themselves, monitor their emotions and develop a sense of identity that fuels their self-esteem and shapes their world view. Creating environments that foster this growth is at the heart of what we do at Burke and helps to teach resiliency and perseverance, all skills that transcend the playground and help children to develop into successful and healthy adults.

WORK THAT MOVES US

Our mission is simple – to bring Play That Moves You® to communities around the world. This mission drives us each and every day to innovate the best in play, playgrounds, recreation and outdoor fitness equipment that help everyone find the best of themselves through play. We are passionate about our legacy of customer service and craftsmanship while looking to the future and always striving to be better.

At Burke, play inspires us to create a community of people that are invested in growth, aren't afraid to commit to positive change and seek to enrich and enhance the lives of the people in communities where we serve and live. Researching, innovating and creating products that help communities and people grow and thrive is the core of our purpose. In our own community, we partner with organizations such as the YMCA and Boys and Girls Club of Fond du Lac and we support, on a larger scale, organizations, municipalities, schools, churches and associations to Join Our Movement® and help let play lead the way for change. This is work that moves us and we hope the results move you.

HANDCRAFTED IN AMERICA'S HEARTLAND


Walk through our Fond du Lac, WI manufacturing facility and you will see playgrounds coming to life through the hands of our people. In the age of assembly lines, we work to combine efficiency with a personal touch that makes every playground special. Bringing quality playgrounds to communities like yours is Work That Moves Us, and we hope the playgrounds we make move you too.

SUPERIOR SERVICE

Customer Service is a hallmark of Burke and we take pride in the fact that when you call, we answer. We have factory-direct customer service representatives that are available to answer questions, help with replacement parts or field inquiries about installations.

YOUR BURKE REPRESENTATIVE

We as Burke Representatives are passionate about bringing play to your community and helping you design your perfect play environment! We are knowledgeable and experienced about the entire playground process from site evaluation to design to maintenance and will work with you beyond installation to make sure your playground is, and remains, all you dreamed!



BURKE'S HISTORY



MORE THAN A CENTURY OF PLAY

Guided by our legacy of innovation, customer service and creativity, we are making the very best and most innovative playground, outdoor fitness and recreation products in our history! Our founder J.E. Burke set the course more than a century ago and we're taking his vision and making it even bigger! Through research, analysis and continuous improvement, we're designing products and playspaces that bring Play That Moves You® to communities for more fun, movement, engagement and development! Play is our passion, our mission and our business and we can't wait for you to Join Our Movement.



BURKE BUILT QUALITY

Discover the value of investing in a Burke Playground:

KOREKONNECT® DIRECT-BOLT CLAMP SYSTEM:

Nucleus® features our Industry-leading KoreKonnnect direct-bolt clamp system resulting in the strongest and most accurate connection system ever. Factory located connection points make for easy, precise installation and an error-free fit. Best of all, KoreKonnnect is covered for 100 years under our non-prorated Generations Warranty®.

DIRECT-BOLT CONNECTION SYSTEM:

Intensity®, ELEVATE® Fitness Course, ACTIVATE® Fitness Circuit and Synergy® feature Burke's trusted direct-bolt connection that uses a durable, straightforward direct-bolt system to ensure a trouble-free installation and provide the necessary strength to accommodate the demands of playing children. Like our KoreKonnnect system, Direct-Bolt connections are covered for 100 years under our Generations Warranty.

EZKONNECT® DECK MOUNTING SYSTEM:

Our exclusive self-leveling deck attachment and factory CNC construction allows for faster and more precise location of decks during installation. The 2-bolt per corner deck attachment increases overall structure strength and stability.

PLATFORMS:

Burke's oversized non-slip platforms are constructed of heavy-duty punched steel that can support more than 2 tons. Our vinyl coating is California compliant, free of lead and other hazardous heavy metals.

TAMPER-RESISTANT STAINLESS STEEL HARDWARE:

All hardware is covered for 100 years under our Generations Warranty.

PREMIUM POWDER COATINGS:

Our industry-leading powder coatings and finishes prevent fading, last longer and deter rust. We also offer a "coastal package" powder coat system. This special powder coat system for metal components and upright posts will provide additional corrosion and chemical protection along with added longevity to the color and gloss retention of the powder coated parts. Contact your Burke Representative for more information on colors, price and warranty.

COMPOUND PLASTICS WITH UV-20:

You'll get long wear and bright, vibrant colors that hold up for years thanks to our thick, durable rotomolded plastics with UV-20 protection. This is why we can cover them for 15 years under our non-prorated Generations Warranty.

CLIMBING CABLES:

Our climbing cables are flexible enough to provide movement, yet strong enough to last. Our ropes are made from 6 polyester cords with steel reinforcement wrapped around a synthetic fiber core. Each cord contains 8 galvanized steel strands tightly covered with polyester multi-fibers. Our RopeVenture® cables consist of 6 strands, each containing 24 stainless steel reinforcing strands within a nylon sleeve, wrapped around a solid nylon core.

ALUMINUM CONNECTORS:

Swivel connectors at the end of our ropes allow assembly at any angle with no unwanted twists in the net. The aluminum fittings used to secure the joints are swaged in place to prevent any movement between the rope and fittings that could cause wear.



FREE RESOURCES

NPPS SAFETY KIT

Burke truly gives you the most value for your money. As part of our Total Cost of Ownership Package, we offer value-added resources FREE with every playground structure purchase. The National Program for Playground Safety (NPPS) Playground Supervision Safety Kit helps supervisors and educators be prepared on the playground. Learn more at bciburke.com/safety.

CUSTOM MAINTENANCE KIT

To help maintain a safe, functioning playground we include a custom maintenance schedule, touch-up paint, graffiti remover and carrying case FREE with every playground structure purchase.

PLANNING & FUNDING TOOLS

We provide you with FREE tools to plan your playground from fundraising and design to installing a community build playground. At Burke, we understand the dedication and hard work it takes to raise the funds for playground equipment. That's why we created Funds for Fun, a direct donation fundraising program to help your organization raise the funds it needs for your new playground. We've also partnered with The School Funding Center to provide up-to-date grant information along with expert grant writing services. Learn more at bciburke.com/funding.



**FREE WITH EVERY BURKE
PLAY STRUCTURE PURCHASE**



FREE FUNDRAISING TOOLS!

BIBA® PLAYGROUND GAMES

ADD MORE PLAY, MOVEMENT AND FUN

Biba brings more engagement, more fun and more people to play. It's another way to view and expand Play That Moves You. Biba on a playground brings games to kids, families and communities that meet them where they are and challenges them to spend more time outdoors moving, playing and developing skills that transcend the playground. At its core, Biba features a variety of games including popular and recognizable characters that will engage and expand the play value of Burke playgrounds like never before. Biba brings imagination, movement and fun that can't be found anywhere else! All you need is the Biba App, a Burke playground featuring Biba and the readiness for a whole new kind of playground experience.

PLAY TOGETHER

Engaging kids and families and creating an experience that fosters social, emotional, physical and cognitive development is part of what Biba on a Burke playground offers. When everyone is engaged, more time is spent at the playground getting that much-needed movement, building relationships and having fun outside.

PLAY GAMES

Getting all the latest in playground games from the leader in outdoor mobile gaming is easy – just download the FREE App and find the nearest Biba playground and start having fun!

PLAYGROUND ENHANCEMENT

Breathing new life into your existing playspace comes from finding fresh, innovative and fun ways to use the space. Enter Biba. Taking an existing playground and adding Biba expands the play value of your existing environment and enhances the playground experience so that every adventure is new again.

STATS IN PLAY

Yes, stats in play...you read that right! With Biba on your playground, you can have statistics at your fingertips. These statistics help parents follow along with their children's progress, while helping park managers understand their park usage, comparing playground facility usage and helping provide quantitative data to support future budget requests. Stats and play unite with Biba!

CALL YOUR LOCAL REPRESENTATIVE AT 800.266.1250 OR VISIT BCIBURKE.COM/BIBA TO LEARN MORE.



Trademarks for Biba are the property of Biba Ventures Inc. © Copyright 2021 Biba Ventures Inc.



BCIBURKE.COM

Burke

800.266.1250

COOPERATIVE PURCHASING OPTIONS

PLAYGROUNDS WITHOUT ALL THE PAPERWORK

Purchasing with contracts may sound intimidating, but getting your community playspace doesn't need to be a painful process of writing specifications, issuing RFP's and jumping through hoops – it can be simplified – we promise! As you continue planning for your new commercial playground, review the Purchasing Contracts offered through our partners. Purchasing with one of these contracts simplifies the process and ensures the design and intent remain the same – serving as a place for your community to gather, grow and thrive.

EQUALIS GROUP

Equalis is an innovative cooperative purchasing organization that believes in the power of partnership and that when you work together you achieve more. The basic premise of the Equalis cooperative purchasing organization is to leverage the combined buying power of all members for better pricing and favorable contract terms. Equalis Group uses the lead agency model for competitively bid contracts, provides our participants the savings they expect and offers efficiencies and peace of mind within the procurement process. It is our mission to continuously improve the measurable and meaningful impact of cooperative services for everyone throughout the supply chain.

OMNIA PARTNERS

OMNIA Partners, Public Sector (Subsidiary National IPA) is the largest and most experienced organization in purchasing and supply chain management. Comprised of participants and suppliers in the public sector, we bring together industry-leading buying power and world-class suppliers to offer an extensive portfolio of competitively solicited and publicly awarded contracts and partnerships. OMNIA Partners is proud to offer more value and resources to state and local government, higher education, K-12 education and non-profits.

HGACBUY

Purchasing Burke playground equipment through HGACBuy gives your agency access to volume purchasing agreements and discounts, and there's no need to incur the time and expense of writing specs, issuing RFPs, advertising and evaluating bids. This can shorten your procurement cycle by months, while ensuring compliance with competitive bidding requirements.

SOURCEWELL

As a leader in cooperative purchasing, Sourcewell is passionate about helping members fulfill their public service missions. Sourcewell builds strong relationships with members and vendors to develop practical solutions together.

The easiest way to Join Our Movement is to call your local Representative at 800.266.1250 or visit bciburke.com/rep. Our passion is bringing play to communities like yours and we can't wait to help you get started!



FEATURED PLAY EVENTS




COBRA SLIDE® CORKSCREW

Excitement can't be contained when it comes to COBRA SLIDES! They are twisting, turning, in and out of light and SO MUCH FUN! Fun aside, sliding has a variety of developmental benefits ranging from core strength and balance to taking turns and imagination.



Taktiks® Bow

Using a variety of materials and shapes, Taktiks provides endless climbing, traversing and balancing opportunities for children ages 5-12.



90 Degree Overhead

Overhead events build upper body strength and endurance, improve eye-hand coordination and elevate children's self-confidence.



3-In-A-Row Panel

Play panels offer opportunities for all children to develop skills, have fun and spend time learning outside. 3-In-A-Row is a way to bring games to the playground and teach cooperation.

FEATURED PLAY EVENTS



Shaker Hex

Burke's roofs offer protection from the damaging effects of the sun while still allowing children to have fun.




Arch Swings

Swings help children develop coordination and balance while providing an engaging sensory experience.



ORB™ ROCKER

With four traditional seats and room for four more in the center, the Orb Rocker's unique design and exciting rocking motion invites everyone into the fun. Caregivers and children will love the ease of access with side openings for users of all sizes.



PlayEnsemble Titan Chimes

As a universal experience that inspires everyone to create, music brings a sense of wonder to the play environment. Musical experiences aren't just play; they accelerate child development intellectually, socially and emotionally.

DESIGN SUMMARY

American Recreational Products is very pleased to present this proposal for consideration for the Benoit Memorial Park located in Levittown. BCI Burke Company, LLC has been providing recreational playground equipment for over 90 years and has developed the right mix of world-class capabilities to meet the initial and continuing needs of Town of Hempstead. We believe our proposal will meet or exceed your project's requirements and will deliver the greatest value to you.

The following is a summary of some of the key elements of our proposal:

- Project Name: Benoit Memorial Park
- Project Number: 119-145139-1
- User Capacity: 141
- Age Groups: Ages 5-12 years
- Dimensions: 49' 8" x 87' 4"
- Designer Name: John Uelmen

American Recreational Products has developed a custom playground configuration based on the requirements as they have been presented for the Benoit Memorial Park playground project. Our custom design will provide a safe and affordable playground environment that is aesthetically pleasing, full of fun for all users and uniquely satisfies your specific requirements. In addition, proposal # 119-145139-1 has been designed with a focus on safety, and is fully compliant with ASTM F1487 and CPSC playground safety standards.

We invite you to review this proposal for the Benoit Memorial Park playground project and to contact us with any questions that you may have.

Thank you in advance for giving us the opportunity to make this project a success.

INFORMATION
MINIMUM FALL ZONE
SURFACED WITH
RESILIENT MATERIAL
AREA

3416 SQ.FT.

PERIMETER
477 FT.

STRUCTURE SIZE
49' 8" x 87' 4"

STRUCTURE IS DESIGNED
FOR CHILDREN AGES:

- 6-23 MONTH OLDS
- 2-5 YEAR OLDS
- 5-12 YEAR OLDS
- 13 + YEAR OLDS



Registered
to ISO 9001

Registered
to ISO 14001

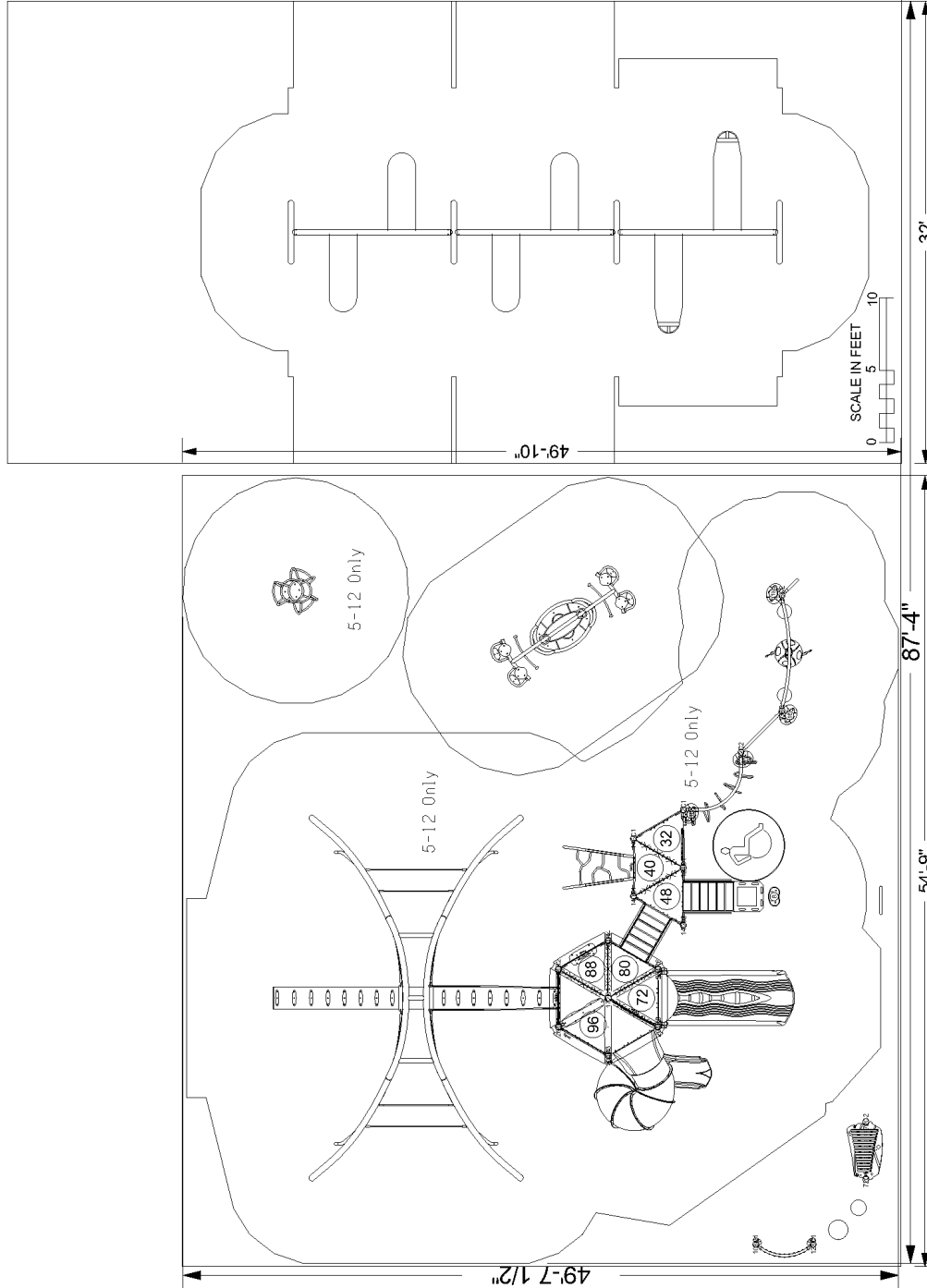


To verify product certification,
visit www.ipema.org

The play components identified
in this plan are IPEMA
certified. The use and layout of
these components conform to the
requirements of ASTM F1487.
To verify product certification,
visit www.ipema.org

The space requirements shown
here are to ASTM standards.
Requirements for other standards
may be different.

The use and layout of play
components identified in this plan
conform to the CPSC guidelines.
U.S. CPSC recommends the
separation of age groups in
playground layouts.



WARNING!

ACCESSIBLE SAFETY SURFACING MATERIAL IS REQUIRED BENEATH
AND AROUND THIS EQUIPMENT.
FOR SLIDE FALL ZONE SURFACING AREA SEE CPSC's Handbook for
Public Playground Safety.
PLATFORM HEIGHTS ARE IN INCHES ABOVE RESILIENT MATERIAL.

ADA ACCESSIBILITY GUIDELINE (ADAAG CONFORMANCE)

NUMBER OF PLAY EVENTS:	26
NUMBER OF ELEVATED PLAY EVENTS:	6
NUMBER OF ELEVATED PLAY EVENTS ACCESSIBLE BY RAMP:	PROVIDED: 0
NUMBER OF ELEVATED PLAY EVENTS ACCESSIBLE BY TRANSFER SYSTEM:	PROVIDED: 8
NUMBER OF ELEVATED PLAY EVENTS ACCESSIBLE BY RAMP OR TRANSFER SYSTEM:	PROVIDED: 18
NUMBER OF GROUND LEVEL PLAY EVENTS:	PROVIDED: 8
NUMBER OF TYPES OF GROUND LEVEL PLAY EVENTS:	PROVIDED: 3



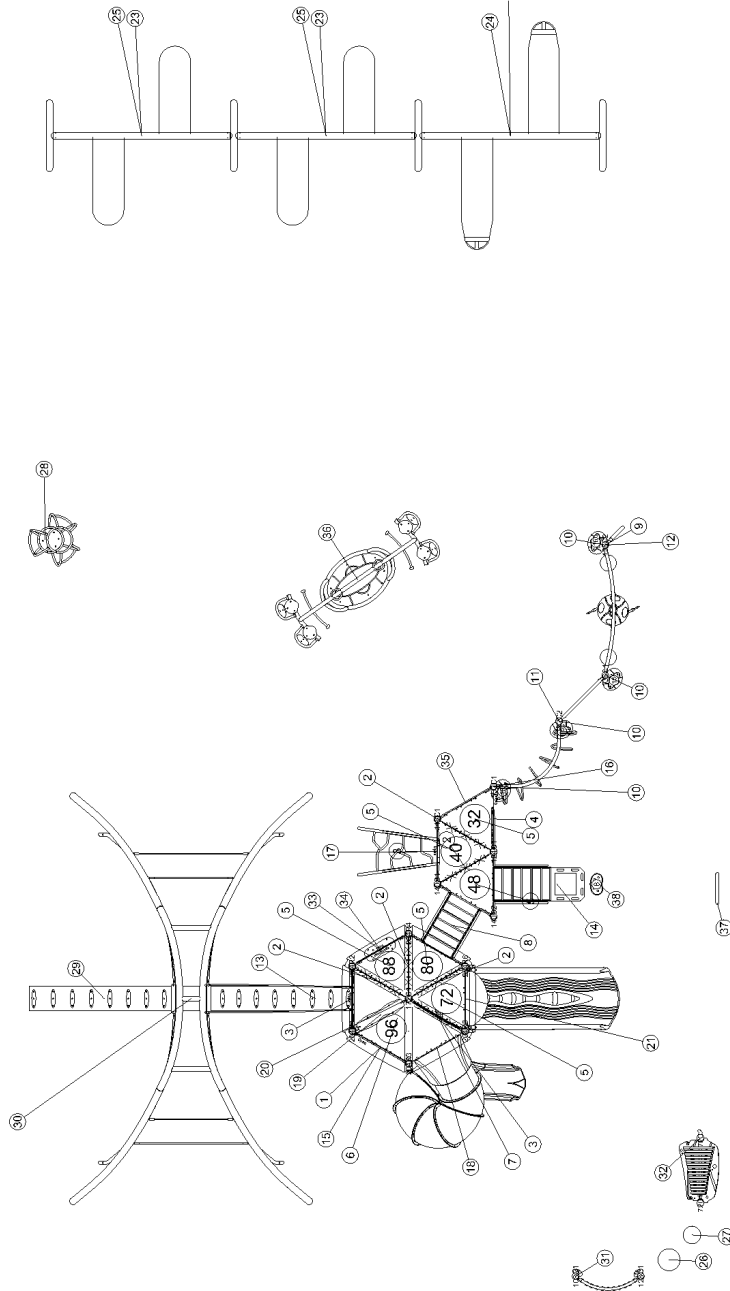
September 23, 2021

SERIES: Basics, Intensity, Nucleus
SITE PLAN
DRAWN BY: John Uelmen

Benoit Memorial Park
Sprucewood Dr. & Wantagh Ave
Levittown, NY 11756

American Recreational Products
119-145139-1

ITEM	COMP.	DESCRIPTION
1	270-0001	OFFSET ENCLOSURE
2	270-0009	8" CLOSURE PLATE, ELLIPSE
3	270-0112	UNITARY ENCLOSURE
4	270-0122	EVOLUTION OFFSET ENCLOSUR
5	270-0129	TRIANGLE PLATFORM
6	270-0132	HALF HEXAGON PLATFORM
7	270-0299	ABSTRACT PLATFORM LADDER
8	370-0468	32" TRANSITION STAIR W/BARRI
9	370-0854	VERTO CLIMBER 1
10	370-1608	OVISTEP LAUNCH PAD
11	370-1616	TAKTIKS TALL ROPE WALL
12	370-1620	TAKTIKS BOW CLIMBER
13	370-1634	LEVEL X LINK
14	370-1659	TRANSFER STATION, HANDRAIL
15	370-1666	SHASTA CLIMBER, 80"-96"
16	370-1677	90 DEGREE OVERHEAD, NUCLE
17	370-1680	BETA CLIMBER 32"-40"
18	470-0108	COBRA SLIDE CORKSCREW RIG
19	470-0482	48" BENCH
20	470-0518	SHAKER HEX ROOF
21	470-0803	CONTOUR SLIDE, 64"-72"
22	550-0100	TOT SEAT, 7' & 8' PAIR, STD.CH
23	550-0112	BELT SEAT, 8' PAIR, STD.CHAIN
24	550-0135	5" OD ARCH SWING
25	550-0136	5" OD ARCH SWING ADD-ON
26	560-0055	PLAYENSEMBLE CIRQUE DRUM
27	560-0056	PLAYENSEMBLE CIRQUE DRUM
28	560-2589	COMET II
29	560-2605	LEVEL X GROUND LINK
30	560-2613	LEVEL X ALLY CENTER
31	570-0410	PLAYENSEMBLE TITAN CHIMES
32	570-0413	PLAYENSEMBLE SUPINE CHIMES
33	570-0620	BURKE MART PANEL BELOW PL
34	570-1816	JET PANEL
35	570-1858	3-IN-A-ROW PANEL, ABOVE PLAT
36	570-2709	ORB ROCKER
37	580-1294	FS WELCOME SIGN, AGES 5-12
38	580-1364	LIL NOVO BEAN STEP



Burke

September 23, 2021

SERIES: Basics, Intensity, Nucleus

Benoit Memorial Park

American Recreational Products

COMPONENT PLAN

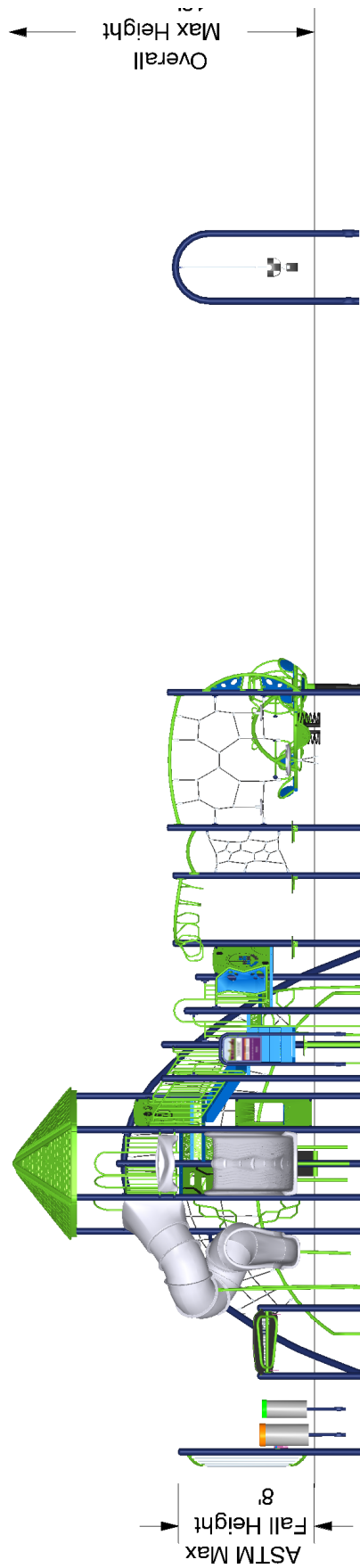
Sprucewood Dr. & Wantagh Ave

119-145139-1

DRAWN BY: John Uelmen

Levittown, NY 11756

BCI Burke Company, LLC PO Box 549 Fond du Lac, Wisconsin 54936-0549 Telephone 920-921-9220



The protective surfacing for this design must accommodate the critical fall height.



September 23, 2021

SERIES: Basics, Intensity, Nucleus

Benoit Memorial Park

American Recreational Products

ELEVATION PLAN

Sprucewood Dr. & Wantagh Ave

119-145139-1

DRAWN BY: John Uelmen

Levittown, NY 11756



119-145139-1

September 23, 2021

2021 Pricing

Proposal Prepared for:

Matt Biscardi
Town of Hempstead
350 Front Street
Hempstead, NY 11550
Phone: 516-292-2000

Project Location:

Benoit Memorial Park
Sprucewood Dr. & Wantagh Ave
Levittown, NY 11756

Proposal Prepared by:

American Recreational Products
144-1 Remington Blvd
Ronkonkoma, NY 11779
Phone: 631-244-0011
Fax: 631-750-2624
bob@americanrecreational.com;

danielle@americanrecreational.com

Robert Brown
Phone: 631-244-0011
Fax: 631-750-2624
bob@americanrecreational.com

Component No.	Description	Qty	Weight	Ext. Weight	Price	Ext. Price
Burke Basics						
370-1634	LEVEL X LINK	1	45	45	\$1,227	\$1,227
550-0100	TOT SEAT, 7' & 8' PAIR, STD ...	1	23	23	\$406	\$406
550-0112	BELT SEAT, 8' PAIR, STD CHAIN	2	20	40	\$223	\$446
550-0135	5" OD ARCH SWING	1	366	366	\$2,895	\$2,895
550-0136	5" OD ARCH SWING ADD-ON	2	223	446	\$1,945	\$3,890
560-2589	COMET II	1	147	147	\$2,149	\$2,149
560-2605	LEVEL X GROUND LINK	1	9	9	\$343	\$343
560-2613	LEVEL X ALLY CENTER	1	1,121	1,121	\$22,177	\$22,177
570-2709	ORB ROCKER	1	494	494	\$8,264	\$8,264
580-1294	FS WELCOME SIGN, AGES 5-12 BO...	1	44	44	\$659	\$659
580-1364	LIL NOVO BEAN STEP	1	28	28	\$292	\$292
660-0101	INSTALL KIT, BURKE BASICS - P...	1	2	2	\$0	\$0
Intensity						
370-1608	OVISTEP LAUNCH PAD	4	10	40	\$297	\$1,188
370-1616	TAKTIKS, TALL ROPE WALL	1	31	31	\$1,925	\$1,925
370-1620	TAKTIKS BOW CLIMBER	1	80	80	\$3,853	\$3,853
370-1677	90 DEGREE OVERHEAD, NUCLEUS	1	44	44	\$695	\$695
Nucleus						
072-0500-108C	5" OD X 108" CAPPED POST	1	57	57	\$420	\$420
072-0500-116C	5" OD X 116" CAPPED POST	1	61	61	\$447	\$447
072-0500-124C	5" OD X 124" CAPPED POST	1	65	65	\$473	\$473
072-0500-128C	5" OD X 128" CAPPED POST	1	67	67	\$485	\$485



119-145139-1

September 23, 2021

2021 Pricing

072-0500-132C	5" OD X 132" CAPPED POST	2	69	138	\$497	\$994
072-0500-136C	5" OD X 136" CAPPED POST	2	71	142	\$512	\$1,024
072-0500-140C	5" OD X 140" CAPPED POST	2	74	148	\$524	\$1,048
072-0500-172C	5" OD X 172" CAPPED POST	1	90	90	\$628	\$628
072-0500-72C	5" OD X 72" CAPPED POST	2	38	76	\$304	\$608
072-0501-204R	5" OD X 204" ROOF POST	6	107	642	\$696	\$4,176
270-0001	OFFSET ENCLOSURE	1	30	30	\$426	\$426
270-0009	8" CLOSURE PLATE, ELLIPSE	5	8	40	\$145	\$725
270-0112	UNITARY ENCLOSURE	3	34	102	\$583	\$1,749
270-0122	EVOLUTION OFFSET ENCLOSURE	1	34	34	\$552	\$552
270-0129	TRIANGLE PLATFORM	6	48	288	\$704	\$4,224
270-0132	HALF HEXAGON PLATFORM	1	144	144	\$1,988	\$1,988
270-0299	ABSTRACT PLATFORM LADDER 24"	1	24	24	\$393	\$393
370-0468	32" TRANSITION STAIR W/BARRIE...	1	215	215	\$3,181	\$3,181
370-0854	VERTO CLIMBER 1	1	35	35	\$826	\$826
370-1659	TRANSFER STATION, HANDRAIL 48"	1	210	210	\$2,263	\$2,263
370-1666	SHASTA CLIMBER, 80"-96"	1	32	32	\$953	\$953
370-1680	BETA CLIMBER 32"-40"	1	71	71	\$834	\$834
470-0108	COBRA SLIDE CORKSCREW RIGHT 9...	1	309	309	\$6,878	\$6,878
470-0482	48" BENCH	1	18	18	\$450	\$450
470-0518	SHAKER HEX ROOF	1	231	231	\$4,216	\$4,216
470-0803	CONTOUR SLIDE, 64"-72"	1	232	232	\$2,979	\$2,979
560-0055	PLAYENSEMBLE CIRQUE DRUM V	1	48	48	\$1,588	\$1,588
560-0056	PLAYENSEMBLE CIRQUE DRUM IV	1	32	32	\$1,466	\$1,466
570-0410	PLAYENSEMBLE TITAN CHIMES	1	121	121	\$6,354	\$6,354
570-0413	PLAYENSEMBLE SUPINE CHIMES	1	93	93	\$4,643	\$4,643
570-0620	BURKE MART PANEL BELOW PLATFO...	1	54	54	\$891	\$891
570-1816	JET PANEL	1	48	48	\$1,076	\$1,076
570-1858	3-IN-A-ROW PANEL, ABOVE PLATF...	1	45	45	\$1,396	\$1,396
600-0104	NPPS SUPERVISION SAFETY KIT	1	3	3	\$0	\$0
660-0103	MAINTENANCE KIT, STRUCTURE	1	7	7	\$0	\$0
660-0104	INSTALLATION KIT, STRUCTURE	1	5	5	\$0	\$0



119-145139-1

September 23, 2021

2021 Pricing

Total User Capacity:	141
Total Weight:	6,917 lbs.
With Packaging (+18%):	8,162 lbs.
Total Price:	\$110,763

Information is relative to the Sep 23 2021 4:35AM database.

This net price does not include your desired mark up or freight charges. These must be added to arrive at your selling price. Be aware that any additional discounts offered have to be re-authorized after a re-design of the initial structure.

NOTE: IT IS THE DEALER'S RESPONSIBILITY TO REVIEW ALL PROPOSALS FOR ACCURACY UPON RECEIPT.

Pricing is valid for 30 days from the date of this proposal. Burke reserves the right to make drawing and pricing adjustments based on latest safety requirements imposed by ADA, CPSC and ASTM.

If you have any questions, please call us.
Thank you.



119-145139-1

September 23, 2021

2021 Pricing

Selected Color List

Color Group	Color
<i>Phase 1</i>	
Accessory	Lime
1 Color Extruded/Flat	Blue
2 Color Extruded/Flat (outer)	Lime
2 Color Extruded/Flat (inner)	Black
Post	Navy
Platform	Blue
Rotomolded	Granite
Kore Konnect	Navy
<i>Phase 2</i>	
Accessory	Lime
1 Color Extruded/Flat	Blue
2 Color Extruded/Flat (outer)	Lime
2 Color Extruded/Flat (inner)	Black
Post	Navy
<i>Phase 3</i>	
Post	Navy
Contemporary Swing Fittings	Navy
Accessory	Lime
1 Color Extruded/Flat	Blue
2 Color Extruded/Flat (outer)	Lime
2 Color Extruded/Flat (inner)	Black

The colors listed may not reflect color options chosen for any high-quality, rendered 3Ds.

TESTIMONIALS

"Service, Safety, Quality. Three words I would use to describe the people, business model, and overall organizational standards that inspires the BCI Burke Company. Every organization has a unique set of challenges and goals when it comes to building an educational environment - and from our experience, BCI Burke came to the table ready to work with us as partners to meet those challenges and goals head on.

We chose to work with BCI Burke because we needed a reliable company that would be able to provide nothing less than the highest quality product with our own time limitations. As with most other businesses, we did not have the luxury of making an investment into a project of this magnitude and not feel 100% certain that we had gotten the very best of our dollar. We also had to assure our stakeholders that we would see that investment last the test of time.

BCI Burke offered us superb and consistent customer service, the ability to achieve our goal on a fast timetable, and the confidence that our playground is genuinely the very best in design and safety. This is something that we will showcase in our school for many years to come.

After working with the company, I know personally they are committed to go the extra mile to satisfy your needs. BCI Burke is a master in their field but also provide the customer with an intuitive understanding of service".

Angela H. Brunini
Principal
St. Anthony Catholic School

"I am writing to tell you how much I enjoyed and appreciated working with your local representative...Through the years, I have worked with a number of playground companies, but never with anyone with the professionalism, commitment and follow-through of (your Burke Rep). We are all so excited about our children having the opportunity to play on your wonderful equipment; of course, we want everything! We are so impressed with the many, many possible designs. Thank you for the quality of your equipment and your local representatives."

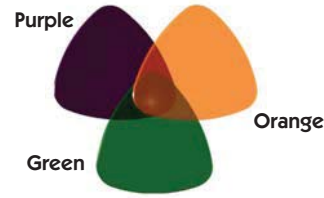
Nancy Emerson
Director
The Children's Center
Dallas , TX

COLORS THAT MOVE YOU


POWDER COAT PAINT




SOLIS HUE TOPPERS




ROCKIT CLIMBERS




PLATFORMS



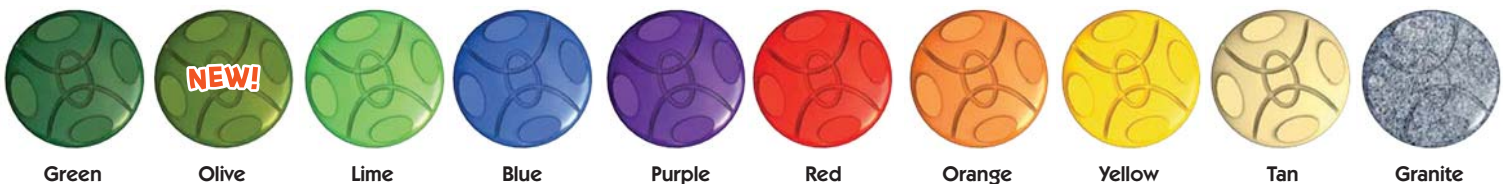
HDPE PLASTIC PANELS



SHADE CANOPIES



ROTOMOLD PLASTIC



VISIT BCIBURKE.COM/COLOR TO CUSTOMIZE YOUR PLAYGROUND COLORS!

BURKE GENERATIONS WARRANTY®

The Longest and Strongest warranty in the industry

BCI Burke Company, LLC ("Burke") warrants that all standard products are warranted to be free from defects in materials and workmanship, under normal use and service, for a period of one (1) year from the date of shipment.

We stand behind our products. In addition, the following products are warranted, under normal use and service from the date of shipment as follows:

- One Hundred (100) Year Limited Warranty on aluminum and steel upright posts (including Intensity®, Synergy™, Nucleus®, Voltage®, Little Buddies®, ELEVATE®, ACTIVATE®, INVIGORATE™) against structural failure due to corrosion, deterioration or workmanship.
- One Hundred (100) Year Limited Warranty on KoreConnect® clamps against structural failure due to corrosion, deterioration or workmanship.
- One Hundred (100) Year Limited Warranty on Hardware (nuts, bolts, washers)
- One Hundred (100) Year Limited Warranty on bolt-through fastening and clamp systems (Synergy™, Intensity®, Nucleus®, Voltage®, Little Buddies®, ELEVATE®).
- Twenty-Five (25) Year Limited Warranty on spring assemblies and aluminum cast animals.
- Fifteen (15) Year Limited Warranty on structure platforms and decks, metal roofs, table tops, bench tops, railings and barriers against structural failure due to materials or workmanship.
- Fifteen (15) Year Limited Warranty on all plastic components including StoneBorders against structural failure due to materials or workmanship.
- Ten (10) Year Limited Warranty on ShadePlay Canopies fabric, threads, and cables against degradation, cracking or material breakdown resulting from ultra-violet exposure, natural deterioration or manufacturing defects. This warranty is limited to the design loads as stated in the specifications.
- Ten (10) Year Limited Warranty on NaturePlay® Boulders and GFRC products against structural failure due to natural deterioration or workmanship. Natural wear, which may occur with any concrete product with age, is excluded from this warranty
- Ten (10) Year Limited Warranty on Full Color Custom Signage against manufacturing defects that cause delamination or degradation of the sign. Full Color Custom Signs also carry a two (2) year warranty against premature fading of the print and graphics on the signs.
- Five (5) Year Limited Warranty on Intensity® and RopeVenture® cables and LEVEL X® flex bridge against premature wear due to natural deterioration or manufacturing defects. Determination of premature wear will be at the manufacturer's discretion.
- Five (5) Year Limited Warranty on moving parts, including swing components, against structural failure due to materials or workmanship.
- Five (5) Year Limited Warranty on PlayEnsemble® cables and mallets against defects in materials and workmanship.
- Three (3) Year Limited Warranty on electronic panel speakers, sound chips and circuit boards against electronic failure caused by manufacturing defects.

The warranty stated above is valid only if the equipment is erected in conformity with the layout plan and/or installation instructions furnished by BCI Burke Company, LLC using approved parts; have been maintained and inspected in accordance with BCI Burke Company, LLC instructions. Burke's liability and your exclusive remedy hereunder will be limited to repair or replacement of those parts found in Burke's reasonable judgment to be defective. Any claim made within the above stated warranty periods must be made promptly after discovery of the defect. A part is covered only for the original warranty period of the applicable part. Replacement parts carry the applicable warranty from the date of shipment of the replacement from Burke. After the expiration of the warranty period, you must pay for all parts, transportation and service charges.

Burke reserves the right to accept or reject any claim in whole or in part. Burke will not accept the return of any product without its prior written approval. Burke will assume transportation charges for shipment of the returned product if it is returned in strict compliance with Burke's written instructions.

THE FOREGOING WARRANTIES ARE EXCLUSIVE AND IN LIEU OF ANY OTHER WARRANTY, EXPRESS OR IMPLIED, INCLUDING BUT NOT LIMITED TO ANY IMPLIED WARRANTY OR MERCHANTABILITY OR FITNESS FOR A PARTICULAR PURPOSE. IF THE FOREGOING DISCLAIMER OF ADDITIONAL WARRANTIES IS NOT GIVEN FULL FORCE AND EFFECT, ANY RESULTING ADDITIONAL WARRANTY SHALL BE LIMITED IN DURATION TO THE EXPRESS WARRANTIES AND BE OTHERWISE SUBJECT TO AND LIMITED BY THE TERMS OF BURKE'S PRODUCT WARRANTY. SOME STATES DO NOT ALLOW THE EXCLUSION OF CERTAIN IMPLIED WARRANTIES, SO THE ABOVE LIMITATION MAY NOT APPLY TO YOU.

Warranty Exclusions: The above stated warranties do not cover: "cosmetic" defects, such as scratches, dents, marring, or fading; damage due to incorrect installation, vandalism, misuse, accident, wear and tear from normal use, exposure to extreme weather, immersion in salt or chlorine water, unauthorized repair or modification, abnormal use, lack of maintenance, or other cause not within Burke's control; and

Limitation of Remedies: Burke is not liable for consequential or incidental damages, including but not limited to labor costs or lost profits resulting from the use of or inability to use the products or from the products being incorporated in or becoming a component of any other product. If, after a reasonable number of repeated efforts, Burke is unable to repair or replace a defective or nonconforming product, Burke shall have the option to accept return of the product, or part thereof, if such does not substantially impair its value, and return the purchase price as the buyer's entire and exclusive remedy. Without limiting the generality of the foregoing, Burke will not be responsible for labor costs involved in the removal of products or the installation of replacement products. Some states do not allow the exclusion of incidental damages, so the above exclusion may not apply to you.

The environment near a saltwater coast can be extremely corrosive. Some corrosion and/or deterioration is considered "normal wear" in this environment. Product installed within 500 yards of a saltwater shoreline will only be covered for half the period of the standard product warranty, up to a maximum of five years, for defects caused by corrosion. Products installed in direct contact with saltwater or that are subjected to salt spray are not covered by the standard warranty for any defects caused by corrosion.

Contact your local Burke Representative for warranty information regarding Burke Turf® and Burke Tile products.

Terms of Sale

Pricing: Prices published in this catalog are in USD, are approximate and do not include shipping & handling, surfacing, installation nor applicable taxes. All prices are subject to change without notice. Contact your Burke representative for current pricing. Payments are to be made in USD.

Weights: Weights are approximate and may vary with actual orders.

Installation: All equipment is shipped unassembled. For a list of factory-certified installers in your area, please contact your Burke representative.

Specifications: Product specifications in this catalog were correct at the time of publication. However, product improvements are ongoing at Burke, and we reserve the right to change or discontinue specifications without notice.

Loss or Damage in Transit: A signed bill of lading is our receipt from a carrier that our shipment to you was complete and in good condition upon arrival. Before you sign, please check the Bill of Lading carefully when the shipment arrives to make sure nothing is missing and there are no damages. Once the shipment leaves our plant, we are no longer responsible for any damage, loss or shortage.

For more information regarding the warranty, call Customer Service at 920-921-9220 or 1-800-356-2070.

01/2021



PLAY MOVES US in a big way and is inherent in our culture at Burke. We are constantly studying play and evolving our products, pushing ourselves to be better, all to bring a higher level of play to the communities we serve. Join the movement and see how play can move you!

Burke[®]
PLAY THAT MOVES YOU.

800.266.1250 • bciburke.com



BURKE BUILT® QUALITY



HANDCRAFTED IN AMERICA'S HEARTLAND

Walk through our Fond du Lac, WI manufacturing facility and you will see playgrounds coming to life through the hands of our people. In the age of assembly lines, we work to combine efficiency with a personal touch that makes every playground special. Bringing quality playgrounds to communities like yours is Work That Moves Us, and we hope the playgrounds we make move you too.

SUPERIOR SERVICE

Customer Service is a hallmark of Burke and we take pride in the fact that when you call, we answer. We have factory-direct customer service representatives that are available to answer questions, help with replacement parts or field inquiries about installations.

YOUR BURKE REPRESENTATIVE

Burke Representatives are passionate about bringing play to your community and helping you design your perfect play environment! They are knowledgeable and experienced about the entire playground process from site evaluation to design to maintenance and will work with you beyond installation to make sure your playground is, and remains, all you dreamed!



BCIBURKE.COM

Burke
PLAY THAT MOVES YOU.

800.266.1250

Trademark(s) are the property of BCI Burke Company. © BCI Burke Company 2020. All rights reserved.

BURKE BUILT® QUALITY

DISCOVER THE VALUE OF INVESTING IN A BURKE PLAYGROUND:

KoreKonnnect® Direct-Bolt Clamp System: Burke's Nucleus® play system features our Industry-leading KoreKonnnect direct-bolt clamp system resulting in the strongest and most accurate connection system ever. Factory located connection points make for easy, precise installation and an error-free fit. Best of all, KoreKonnnect is covered for 100 years under our non-prorated Generations Warranty®.

Direct-Bolt Connection System: Synergy®, Intensity®, ELEVATE® Fitness Course and ACTIVATE® Fitness Circuit feature Burke's trusted direct-bolt connection that uses a durable, straightforward direct-bolt system to ensure a trouble-free installation and provide the necessary strength to accommodate the demands of playing children. Like our KoreKonnnect system, Direct-Bolt connections are covered for 100 years under our Generations Warranty.

EZKonnnect® Deck Mounting System: Our exclusive self-leveling deck attachment and factory CNC construction allows for faster and more precise location of decks during installation. The 2-bolt per corner deck attachment increases overall structure strength and stability.

Platforms: Burke's oversized non-slip platforms are constructed of heavy-duty punched steel that can support more than 2 tons. Our vinyl coating is California compliant, free of lead and other hazardous heavy metals.


Tamper-Resistant Stainless Steel Hardware: All hardware is covered for 100 years under our Generations Warranty.

Premium Powder Coatings: Our industry-leading powder coatings and finishes prevent fading, last longer and deter rust. We also offer a "coastal package" powder coat system. This special powder coat system for metal components and upright posts will provide additional corrosion and chemical protection along with added longevity to the color and gloss retention of the powder coated parts. Contact your Burke Representative for more information on colors, price and warranty.

Compound Plastics with UV-20: You'll get long wear and bright, vibrant colors that hold up for years thanks to our thick, durable rotomolded plastics with UV-20 protection. This is why we can cover them for 15 years under our non-prorated Generations Warranty.

Climbing Cables: Our climbing cables are flexible enough to provide movement, yet strong enough to last. Our ropes are made from 6 polyester cords with steel reinforcement wrapped around a synthetic fiber core. Each cord contains 8 galvanized steel strands tightly covered with polyester multi-fibers. Our RopeVenture® cables consist of 6 strands, each containing 24 stainless steel reinforcing strands within a nylon sleeve, wrapped around a solid nylon core.

Aluminum Connectors: Swivel connectors at the end of our ropes allow assembly at any angle with no unwanted twists in the net. The aluminum fittings used to secure the joints are swaged in place to prevent any movement between the rope and fittings that could cause wear.



BCIBURKE.COM

Burke
PLAY THAT MOVES YOU.

800.266.1250

Trademark(s) are the property of BCI Burke Company. © BCI Burke Company 2020. All rights reserved.

PLAY THAT MOVES YOU.®



OUR HISTORY

As we celebrate over 100 years of making play, we look at our past to inspire and guide us and into the future as we use research and innovation to help us make the very best play, playground, outdoor fitness and recreation equipment in our history. Inspired by our legacy of innovation, customer service and creativity and continuing to challenge ourselves through exploration, analysis and continuous improvement, we fulfill our mission of bringing Play That Moves You to communities around the world. We invest in our people, our products and in the communities in which we live and work. We're more than a century old and just getting started.

Our history begins not with play, but don't worry, we get there. It begins with a weather-stripping company, J.E. Burke Company, in 1920. Started by John Edward and Ethlyn Burke on the family farm in Fond du Lac, Wisconsin, the company still stands on the land where it all began. By the late 1920's, Burke began manufacturing playground equipment and our true calling came to be.

Through three generations of the Burke family, their successor, and now President and CEO Michael Phelan, BCI Burke Company has and continues to stand by J.E. Burke's original commitment to superior quality, outstanding service and constant innovation. With each year, Burke's products continue to inspire growth, foster development and help communities and families get outdoors together.




BCIBURKE.COM

Burke

800.266.1250

Trademark(s) are the property of BCI Burke Company. © BCI Burke Company 2021. All rights reserved.

PLAY THAT MOVES YOU®



1920: John Edward Burke establishes the J.E. Burke Company as a weather stripping business in Fond du Lac, Wisconsin.



1972: Burke invents the Funnel Ball®, which other playground manufacturers quickly replicate.




1925: J.E. fulfills a friend's request to fabricate a slide, Burke Company's first playground equipment product!



1989: Burke enters a new era of modular play with its signature Series 2000, created with the same commitment to quality as the very first Burke Built® slide.



1935: Burke invents the "Swing King", the first line of residential play equipment, becoming a household name.



1994: Burke introduces Genesis, the first play system created specifically for kids ages 2-5, changing the playground industry forever.



1943: Burke receives the Excellence in War Production Award for the creation of a self-contained cart that parachuted ammunition, medical supplies and food to army personnel.



2000: Burke embraced the new millennium with the industry's first triple chute slide - The Monster Slide, along with many other innovative products.



1952: The next generation of the family takes over J.E. Burke Company and opens a second facility in New Jersey, giving Burke a name on the East coast.



2007: Burke creates Intensity®, a play system designed to give kids the benefits of exercise while they have fun and play.



1969: The Burke silver, galvanized steel product line gets a color makeover in the psychedelic 60's.



TODAY: Burke continues to stand by J.E. Burke's original commitment to superior quality, outstanding service and constant innovation.

Burke References

CHARLOTTE COUNTY

Charlotte County Community Services – 1120 Centennial Blvd., Port Charlotte, FL 33953
Lacey Solomon, Project Coordinator, (941) 833-3840, lacey.solomon@charlottecountyfl.gov

Burke has provided seven Burke playgrounds for Charlotte County over the last three years. The most recent project was North Charlotte Regional Park, which was a \$320,000. Burke and our representative in Florida, Top Line Recreation continue to work with Charlotte County purchasing through cooperative contracts.

CITY OF SPARKS

City of Sparks – 98 Richards Way, Sparks, NV 89431
Brian Carson, Capital Projects Manager, (775) 353-4083, bcason@cityofsparks.us

Burke has provided eight playgrounds in the last ten years for the City of Sparks. The purchases included equipment, rubber tiles and site furnishings for all eight sites and continues to work with them purchasing currently under OMNIA.

DOWNERS GROVE SCHOOL DISTRICT #58

Downers Grove School District #58 – 1435 Prairie Ave., Downers Grove, IL, 60515
Kevin Barto, Director of Buildings and Grounds, (630) 719-5858, kbarto@dg58.org

Downers Grove School District has worked with Burke since 2016. They have purchased four new playground structures for four different schools and new swings and swing bays for another school. This is an ongoing relationship that will continue as they are updating their playgrounds for their 14 schools.

ROCHESTER COMMUNITY SCHOOLS

Rochester Community Schools – 501 W University Drive, Rochester, MI 48307
Pete Muscio, Director Capital Programs & Facilities, (248) 726-3150, PMuscio@rochester.k12.mi.us

Snider Recreation, Burke's exclusive representative for Michigan, has been working with Rochester Community Schools since 1982, and has recently been utilizing the OMNIA contract since 2016 for all materials, labor, surfacing and playground upgrades and replacements for 11 of their 13 Elementary Schools.

MECKLENBURG COUNTY PARKS & RECREATION

Mecklenburg County Parks & Recreation – 5841 Brookshire Blvd, Charlotte, NC 28216
James Rainey, Park Operations, (980) 314-1043, james.rainey@mecklenburgcountync.gov

Burke and Barrs Recreation have been working with Mecklenburg County since 2014. The county has over 200 parks and they are renovating 7-10 playgrounds each year, in which 22 of them have Burke Equipment in them, and 3 more Parks will soon be equipped with Burke Play Equipment. Mecklenburg County has been purchasing through OMNIA for the last three years.

NORTH KANSAS CITY SCHOOL DISTRICT

North Kansas City School District – 200 NE 46th Street, Kansas City, MO 64116
Jeff Vandel, Executive Director, Facilities, (816) 321-5000, jeff.vandel@nkcschools.org

Burke and ABCreative started working together in 1988 and since then they have purchased and renovated playgrounds for all of their 18 Elementary Schools in which four of them were recently purchased through OMNIA. They are in the process of updating approximately 2-3 schools a year including structures and turf surfacing. ABCreative is now the sole distributor of playground equipment for North Kansas School District as of 2019.

WICHITA PUBLIC SCHOOLS

Wichita Public Schools – 3850 N Hydraulic Ave, Wichita, KS 67219
John Dorsett, Supervisor of Construction Projects, (316) 209-9096, jdorsett@usd259.net

Burke and their authorized representee, ABCreative have been working with Wichita Public Schools since 1992. Wichita Public Schools currently has 54 Elementary Schools. The school district purchases approximately 4-5 playground structures a year and have recently been adding Pre-K Structures at many of their schools to accommodate the 4-K and Kindergarten programs.

GALLUP MCKINLEY COUNTY SCHOOLS

Gallup McKinley County Schools – 640 South Boardman Avenue, Gallup, NM 87301
Roxy Flanders, Director of Maintenance and Construction, (505) 728-7690, rflander@gmcs.org

Gallup McKinley County Schools currently has 18 Elementary Schools. Burke's local representative AKSales has been working with this school district for the last 5 years updating many of their outdated playgrounds in which three schools have purchased playgrounds in 2021.

POE ELEMENTARY SCHOOL

Houston Independent School District – Poe Elementary School – 5100 Hazard Street, Houston, TX 77098
Jeff Amerson, Principal, (713) 535-3780, jamerson@houstonisd.org

Burke and our representative firm fun abounds worked with Houston Independent School District at Poe Elementary School. This school district has 160 Elementary Schools in which with the OMNIA contract we are hoping to create great new playspaces for these schools.

SANTA FE INDEPENDENT SCHOOL DISTRICT

Santa Fe Independent School District – 4133 Warpath, Santa Fe, TX 77510
Chris Wheeler, Director of Maintenance & Operations, (409) 925-9202, chris.wheeler@sfisd.org

Santa Fe Independent School District and fun abounds have collaborated on projects for the last 5 years. There are three elementary schools and one junior school. It is a small district but the longevity and relationship has helped fun abounds acquire relationships with nearby school districts.



SPECIFICATIONS FOR BCI BURKE PLAY STRUCTURES

SECTION 11 68 00

Play Field Equipment and Structures

These specifications were current at the time of publication but are subject to change at any time without notice. Please confirm the accuracy of these specifications with the manufacturer and/or distributor prior to installation.

PART 1 GENERAL

1.01 Section Includes

- A. Installation of a playground structure model [_____] as shown on the plans and herein specified.

1.02 Related Sections

- A. 31 10 00 – Site Preparation.
- B. 31 00 00 - Earthwork.
- C. 32 18 00 – Athletic and Recreational Surfacing.

1.03 Quality Assurance

- A. Installer Qualifications - An experienced installer familiar with local building codes and with the latest safety guidelines, who has completed installation of playground structures similar in material, design, and extent to that indicated for this project, and whose work has resulted in construction with a record of successful in-service performance.
- B. Acceptable Manufacturers - Provide play structure/components as manufactured by BCI Burke Company, LLC, P.O. Box 549, 600 Van Dyne Road, Fond du Lac, Wisconsin 54936-0549, Tel: (920) 921-9220, Fax: (920) 921-9566, Toll Free: 1-800-266-1250, www.bciburke.com.
- C. Product Options - Drawing indicates size, components and dimensional requirements of playground structure and is based on the specific system indicated.

1.04 Submittals

- A. Product Data: Include physical characteristics such as materials, dimensions and finish.
- B. Shop Drawings: Show assembly and installation details.

C. Samples for Verification: Color selections for [upright posts], [steel accessories], [freestanding panels & signs], [swings], [Kid Koasters™], [plastic components], [other].

D. Warranty: Include manufacturer's standard warranty.

1.05 References

A. ASTM F1487 Standard Consumer Safety Performance Specification for Playground Equipment for Public use CAN/CSA-Z614 Children's Playspaces and Equipment.

B. ASTM F1292 Standard Specification for Impact Attenuation of Surface Systems Under and Around Playground Equipment.

C. U.S. Consumer Products Safety Commission Handbook for Public Playground Safety.

D. Americans with Disabilities Act (ADA) Accessibility Guidelines for Buildings and Facilities; Play Areas, amended November 20, 2000.

1.06 Delivery, Storage and Handling

A. Inspect all components on delivery to ensure that no damage occurred during shipping or handling. Materials shall be stored in original undamaged packaging in such a manner to ensure proper ventilation and drainage, and to protect against damage, weather, vandalism, and theft until ready for installation. Inspect components prior to installation.

PART 2 MATERIALS

2.01 General product material specifications

A. Clamps

1. KoreKonnnect™ clamp castings [Nucleus, Synergy, Voltage] shall be cast aluminum heat-treated alloy A356-T6 with a tensile strength of at least 34,000 psi, yield strength of at least 24,000 psi, shear of 20,700 psi, and elongation of 3.50% minimum. Each casting shall clamp to the post with two connection bolts. Clamp casting shall encapsulate the component attached to support surge loads, preventing surge loads being supported by only the hardware. Clamp shall be finished with a baked-on powder coating.
2. Clamp Castings [Little Buddies] shall be cast aluminum heat-treated alloy A356-T6 with a tensile strength of at least 34,000 psi, yield strength of at least 24,000 psi, shear of 20,700 psi, and elongation of 3.50% minimum. Each casting shall clamp to the post with one connection bolt. Clamp shall be finished with a baked-on powder coating.

B. Platforms

1. Platforms [Nucleus, Synergy, Voltage, Little Buddies] One piece all welded construction consisting of 12 GA HRPO steel shell and gussets, PVC coated after fabrication. Platforms shall connect to posts with EZKconnect (patent pending) self-leveling fastening system, with two attachment points per corner, one of those being an open-ended slot for easy assembly. Platform fasteners shall attach to threaded inserts which are CNC precision factory installed into the posts.
2. Recycled Platforms [Nucleus] One piece all welded construction consisting of 12 GA HRPO steel shell and gussets, PVC coated after fabrication. Platforms shall connect to posts with EZKconnect (patent pending) self-leveling fastening system, with two attachment points per corner, one of those being an open-ended slot for easy assembly. Platform fasteners shall attach to threaded inserts which are CNC precision factory installed into the posts. Boards are a one-piece solid, non-hollow foamed recycled HDPE (ReHDPE)
3. 90 Degree Platform [Nucleus, Voltage] One piece all welded construction consisting of 12 GA HRPO steel shell and gussets, PVC coated after fabrication. Platforms shall connect to posts with patented EZKconnect self-leveling fastening system, with two attachment points per corner, one of those being an open-ended slot for easy assembly. Platform fasteners shall attach to threaded inserts which are CNC precision factory installed into the posts. Barriers shall be one piece all welded construction consisting of 1.315" OD x 12 GA & 1.029" OD x 14 GA galvanized steel tubing, and 10 GA galvanized steel plate. Finished with a baked-on powder coating.
4. Crescent Platform: Platform mount shall be one piece all welded construction consisting of 2.375" 12ga and 1.315" 14ga formed galvanized tubing, 7ga stainless steel and 8ga galvanized steel plates, finished with a baked-on powder coating. Platform panel shall be 3/4" co-extruded HDPE.

C. Fasteners

1. Button head cap screws and socket head cap screws shall be 302HQ corrosion resistant, passivated, stainless steel, tamper resistant, and pre-treated with a locking/sealing adhesive.
2. Other stainless steel hardware shall be 302HQ corrosion resistant stainless steel.
3. Non stainless steel hardware shall be zinc plated grade 5 steel.
4. Threaded Post Nut Inserts [Nucleus, Synergy, Voltage, Little Buddies] shall be a corrosion resistant threaded insert crimped into post. Inserts shall be precision CNC located and factory installed for all attachment points.

D. Rotationally Molded Plastic Parts, shall be manufactured from color compounded, linear, low-density polyethylene with an average of .250" wall thickness and textured non-sliding surfaces. Plastic parts shall be UV stabilized to UV-16 and shall have a density of 0.935 per ASTM D-1505. Plastic parts shall have a tensile strength at yield no less than 2500 psi with flexural modulus of 87,200 psi.

E. HDPE plastic panel parts shall be precision cut from a single solid sheet of either .50" or .75" thick UV-stabilized extruded high-density polyethylene with colors molded in, with a durable matte finish. The material will have a density of 59.6 lbs/cu.ft. and a tensile strength of 4000psi. All edges shall be rounded or chamfered for safe play.

F. Play Mats are 100% recycled rubber buffing's bonded with urethane.

G. Posts, steel [Nucleus, Synergy, Voltage, Little Buddies] shall be cold-formed steel tubing with a yield test of at least 50,000 psi and a tensile strength of at least 55,000 psi. Tube members shall comply with ASTM A-135 and ASTM A-500 Grade B minimum and shall be tested according to ASTM E-8.

1. Tubing Exteriors shall be triple coated for maximum exterior protection: galvanized, then coated with a chromate conversion coating and finished with a baked-on powder-coat.
2. Tubing interiors shall be coated with a corrosion resistant zinc-rich coating.
3. Tubing and cap finished with a baked-on powder coating.
4. Standard posts shall be an assembly consisting of the galvanized steel tubing with a cast aluminum cap factory installed in the post with 1/8" x 15/32" stainless steel pinned aluminum drive rivets.
5. Posts [Nucleus, Intensity] shall be 5" OD x 11 GA galvanized steel tubing.
6. Posts [Little Buddies] shall be 2 3/8" OD x 12 GA galvanized steel tubing.
7. Posts [Synergy, Voltage] Post shall be 3 1/2" OD x 11 GA galvanized steel tubing.

H. Posts, aluminum [Nucleus, Synergy, Voltage, Intensity] shall be extruded aluminum tubing with a yield test of at least 35,000 psi and a tensile strength of at least 38,000 psi. Tube members shall comply with and shall be tested according to ASTM B-221. Standard posts shall be an assembly consisting of the extruded aluminum tubing with a cast aluminum cap factory installed in the post with 1/8" x 15/32" stainless steel pinned aluminum drive rivets.

1. Posts [Nucleus, Intensity] shall be 5" OD x 1/8" wall thickness aluminum tubing.
2. Posts [Synergy, Voltage] Post shall be 3 1/2" OD x 1/8" wall thickness aluminum tubing.

2.02 Descriptions of Coatings

A. PVC Coating (Poly-Vinyl Chloride): Prior to coating, each part shall be chemically washed, submerged in a heat-activated primer and dried. After drying, each part shall be pre-heated to a temperature no less than 350° F and immersed in liquid PVC. Play/usage surfaces shall have coating thickness of .085-.150 in. Park and site surfaces (i.e. benches, picnic tables) shall have coating thickness of .050-.080 in. PVC shall comply with California Assembly Bill #1108 by having a concentration that does not exceed 0.1% of the following phthalates; DINP, DIDP, DnOP, DEHP, or BBP. This formulation is also free of heavy metals such as Lead and Cadmium. The PVC shall have:

1. Tensile strength of no less than 1830 psi per ASTM 412.
2. Elongation of no less than 350% per ASTM 412.
3. Tear strength of no less than 250 lb./in. per ASTM 624.
4. Hardness of 75 +/- 3 (Durometer, Shore A) per ASTM 2240.
5. UV stabilizer shall be added to PVC to withstand one year in a QUV panel tester without any significant color drift.
6. Burn Rate will meet or exceed Federal Safety Standard MVSS 302. This is the same as a UL 94 HB rating.

B. Powder Coating – Standard and Super Durable colors: All metal parts will be coated with a two-part powder coat system that consists of a primer and a top coat. Powder coating is electrostatically applied at a thickness of 3 to 6 mils (.003 - .006). Prior to powder coating, all parts shall be cleaned and pretreated with a 5 stage non-phosphate and non-chromic process. The primer is cured before applying the top coat which is a polyester/TGIC powder coating with superior color-, gloss-, and UV-16 additive. Note: Top coat may be Standard or Super Durable powder coating depending on specific color availability. Finish quality conforms to ASTM Specifications and will have the following properties:

1. Adhesion: No less than 5B [The edges of the cuts are completely smooth; none of the squares of the lattice is detached.] (cross hatch/tape adhesion test per ASTM D3359 Method B).
2. Hardness: No less than 2H (pencil hardness test per ASTM B3363).
3. Resistance to Impact: Cracking at the perimeter of the concave area, but no cracking pick off from 80 in/lb direct or reverse impact (ASTM D2794).
4. Resistance to Bending: No visible cracking (1/8" bending test per ASTM 522).
5. Degree of Gloss: No less than 80% reflected (specular gloss test at 60° per ASTM D523).

6. Resistance to Salt Spray (Standard colors): No more than 1/8" undercutting and no blistering in 1000 hours (salt spray test per ASTM B117)
7. Resistance to Humidity (Standard colors): No more than 1/8" undercutting and no blistering in 1000 hours (humidity test per ASTM D2247)

Further properties for specific Super Durable colors:

8. Resistance to Acid Salt Spray (Super Durable colors): No more than 1/32" undercutting and no blistering in 3000 hours (salt spray test per ASTM G85 Annex 5).
9. Resistance to Humidity (Super Durable colors): No more than 1/32" undercutting and no blistering in 3000 hours (humidity test per ASTM D2247)
10. Weathering (Super Durable colors): No less than 4 (tested per EN 20105-A02)
11. Light fastness (Super Durable colors): No less than Grade 7 (tested per EC ISO 105-B02)

C. Corrosion protection: All metal parts will either have inherent corrosion protection such as stainless steel, aluminum or galvanized steel, or they will be pre-treated prior to powder coating with either an e-coat or zinc clear chromate coating for superior corrosion protection.

2.03 Barriers & Enclosures

A. Center Mount Enclosure [Nucleus, Voltage] One piece all welded construction consisting of 3 1/2" OD X 11 GA, 1.315" OD X 12 GA & 1.029" x 14 GA galvanized steel tubing and 10 GA galvanized sheet. Finished with a baked-on powder coating.

B. Clubhouse Enclosures [Nucleus]

1. Clubhouse Full Board Panel and Clubhouse Half Board Panel consists of 3/4" recycled HDPE with wood grain texture, 1.315" OD x 14 GA galvanized steel tubing and zinc plated steel nut inserts. Finished with a baked-on powder coating, and castings made of A356-T6 aluminum, heat-treated. Finished with baked on powder coating. The hardware package contains stainless steel button head cap screws, nuts, and washers; and aluminum rivets with 302 stainless steel pin.
2. Clubhouse Upper Board Panel consists of 3/4" recycled HDPE with wood grain texture, bracket that is one piece all welded construction consisting of 10 GA galvanized sheet steel and a formed 3/16" stainless steel plate, finished with baked on powder coating. The hardware package contains stainless steel button head cap screws, washers and barrel nuts.

C. Enclosures [Little Buddies] 3/4" co-extruded H.D.P.E.

D. Enclosures and Stanchions [Synergy Imagination] ¾” co-extruded HDPE face mounted to 3 ½” OD posts. Filler bracket consisting of ½” extruded HDPE and a bracket consisting of 1 ¾” SQ X 12 GA galvanized steel tubing finished with a baked-on powder coating. One-piece welded construction consisting of 1.315” OD galvanized tubing and 7 GA stainless steel brackets. Finished with a baked-on powder coat.

E. Enclosures, Climbers, Climbers 2-5 [Synergy] Synergy side enclosure shall be one-piece welded construction consisting of 1.315” OD galvanized tubing and 7 GA stainless steel brackets. Finished with a baked-on powder coat.

F. Enclosures and Stanchions [Nucleus, Synergy, Voltage] One piece all welded construction consisting of 1.315” OD x 14 GA, 1.315” OD x 12 GA, and 1.029” OD x 14 GA galvanized steel tubing, or 1.315” OD galvanized tubing and 7 GA stainless steel brackets, and HDPE threaded inserts. Finished with a baked-on powder coating.

G. Enclosure, Offset [Nucleus, Voltage] One piece all welded construction consisting of 1.315” OD x 14 GA and 1.029” OD x 14 GA galvanized steel tubing, 10 GA galvanized sheet and HDPE threaded inserts. Finished with a baked-on powder coating.

H. Enclosure, Offset [Synergy] One piece all welded construction consisting of 1.315” OD x 14 GA, 12 GA and 1.029” OD x 14 GA galvanized steel tubing and 7 GA stainless steel brackets finished with a baked-on powder coating.

I. Evolution Barriers and Enclosures [Nucleus] Shall consist of a weldment that is one piece all welded construction consisting of 1.315” OD X 12 GA galvanized steel tubing, 1.315” OD X 14 GA galvanized steel tubing, 13/16” OD X 15 GA or 1.029” OD x 14 GA galvanized steel tubing, and 8 GA and 10 GA galvanized steel plating, which is finished with a baked-on powder coating. The barriers shall have panel that are made of either ¾” extruded HDPE or ¾” co-extruded HDPE. There shall be castings that are A356-T6 aluminum, heat-treated, which are finished with a baked-on powder coating. All hardware shall be stainless steel nuts, screws, and washer.

J. Evolution Stairway and Bridges [Nucleus] Shall consist of a weldment that is one piece all welded construction consisting of 1.315” OD X 12 GA galvanized steel tubing, 1.315” OD X 14 GA galvanized steel tubing, 13/16” OD X 15 GA or 1.029” OD x 14 GA galvanized steel tubing, and 8 GA and 10 GA galvanized steel plating, which is finished with a baked-on powder coating. The barriers shall have panel that are made of either ¾” extruded HDPE or ¾” co-extruded HDPE. There shall be castings that are A356-T6 aluminum, heat-treated, which are finished with a baked-on powder coating. All hardware shall be stainless steel. One piece all welded construction consisting of 12 GA HRPO steel surfaces, sides and gussets. PVC coated after fabrication.

K. Internal Barrier [Voltage] Shall consist of four separate parts each being all welded construction consisting of 1.660” OD x 12 GA and 1.315” OD x 14 GA galvanized steel tube and 10 GA galvanized steel plate finished with a baked-on powder coating.

L. Pipe Walls, Nature Play Pipe Wall [Nucleus, Synergy, Voltage, Little Buddies] One piece, all welded construction consisting of 1.315" OD x 14 GA and 1.029" OD x 14 GA, galvanized steel tubing, and 1 1/2" x 1/2" x 10 GA formed galvanized steel plate, and finished with a baked-on powder coating.

M. Pipe Wall with Steering Wheel or Telescope mount [Synergy] One piece, all welded construction consisting of 1.315" OD x 14 GA and 1.029" OD x 14 GA, galvanized steel tubing, and 1 1/2" x 1/2" x 10 GA formed galvanized steel plate and 304 SS machined shaft and 7 GA stainless steel brackets, and 1.135" OD galvanized tubing and 7GA stainless steel brackets and threaded insert. Finished with a baked-on powder coating.

N. Platform Barrier [Synergy, Nucleus] barrier panel shall be 3/4" co-extruded HDPE. Hardware package shall be stainless steel screws, nuts & washers.

O. Pipe Wall [Little Buddies] One piece all welded construction consisting of 1.315" OD x 14 GA wall and 1.029" OD x 14 GA wall galvanized tubing, 1 1/2" x 1/2" x 1/8" HR steel channel and zinc coated grade 32510 malleable iron mounting lugs. Finished with a baked-on powder coating.

P. Slotted Barrier [Nucleus, Voltage, Little Buddies] 3/4" co-extruded H.D.P.E.

Q. Stanchion [Little Buddies] One piece all welded construction consisting of 1.315" OD x 14 GA, 1.315" OD x 12 GA, and 1.029" OD x 14 GA galvanized steel tubing, and zinc coated grade 32510 malleable iron mounting lugs. Finished with a baked-on powder coating.

2.04 Brackets

A. Panel Brackets [Synergy, Voltage] for accessible reach panels, upper board panels and battlement panels shall be one piece all welded construction consisting of 7 GA stainless steel formed plate and 8 GA galvanized sheet steel finished with a baked-on powder coating.

B. Mounting Brackets [Voltage] Bracket shall be one piece all welded construction consisting of 3/16" stainless steel plate and 1.029" OD x 14 GA or 1.315" OD x 12 GA galvanized steel tubing. Finished with a baked-on powder coating.

C. Mounting Tubes [Little Buddies] Tube shall be one piece all welded construction consisting of 1.315" OD x 14 GA galvanized steel tubing and a stainless steel threaded insert. Finished with a baked-on powder coating.

D. Mounting Tubes [Synergy, Voltage, Nucleus] Tube shall be one piece all welded construction consisting of a 1.315 OD x .083" wall galvanized tube and a 12L14 steel threaded insert. Finished with a baked-on powder coating.

E. Panel Mounting Tubes [Synergy, Voltage] Tube shall be one piece all welded construction consisting of 3/16" stainless steel plates and 1.315" OD x 12 GA galvanized steel tubing. Finished with a baked-on powder coating.

F. Slide Entrance Brackets [Voltage, Nucleus, Synergy] Bracket shall be 14 GA galvanized steel plate finished with a baked-on powder coating.

G. Steering Wheel Mount Bracket [Voltage, Little Buddies] and Post-Mounted Ship's Wheel Bracket [Nucleus] Bracket shall be one piece all welded construction consisting of a 3/16" stainless steel plate and a stainless-steel threaded shaft. Finished with a baked-on powder coating.

2.05 Bridges

A. Arched Bridge [Nucleus, Voltage, Synergy], Mini Arched Bridge [Nucleus, Voltage, Little Buddies] One piece all welded construction consisting of 12 GA HRPO steel and PVC coated after fabrication. Spacer casting shall be 356-T6 aluminum, heat treated with a baked-on powder coating.

1. Barriers [Nucleus, Voltage,] shall be one piece all welded construction consisting of 1.315" OD x 12 GA & 1.029" OD x 14 GA galvanized steel tubing, and 10 GA galvanized steel plate. Finished with a baked-on powder coating.
2. Barriers [Synergy] shall be one piece all welded construction consisting of 1.315" OD x 12 GA galvanized steel tubing and formed 7 GA stainless steel plate.
3. Barriers [Little Buddies] shall be 3/4" extruded H.D.P.E.
4. Guardrails [Nucleus, Voltage] shall be one piece all welded construction consisting of 1.315" OD x 12 GA & 1.029" OD x 14 GA galvanized steel tubing, and 10 GA galvanized steel plate. Finished with a baked-on powder coating.

B. Arched Catwalk Bridge [Nucleus, Voltage] One piece all welded construction consisting of 12 GA HRPO steel surfaces with 12 GA sides and gussets [Voltage] or 7 GA sides and gussets [Nucleus] and PVC coated after fabrication. Barriers shall be one piece all welded construction consisting of 1.315" OD x 12 GA & 1.029" OD x 14 GA galvanized steel tubing, and 10 GA galvanized steel plate, finished with a baked-on powder coating. Spacer casting shall be 356-T6 aluminum, heat treated with a baked-on powder coating.

C. Buckle Bridge [Nucleus, Voltage] Plank connectors shall be 304 stainless steel finished with a baked-on powder coating. Bushings shall be oil-impregnated SAE 841 bronze, Spacer casting shall be 356-T6 aluminum, heat treated with a baked-on powder coating. Entrance planks and planks shall be one piece all welded construction

consisting of a 12 GA HRPO steel surface, 1/4" HR steel sides, and 303 annealed stainless steel threaded studs. PVC coated after fabrication.

1. Guardrails shall be one piece all welded construction consisting of 1.315" OD x 12 GA and 1.029" OD x 14 GA galvanized steel tubing, and 10 GA galvanized sheet steel. Finished with a baked-on powder coating.
2. Barriers shall be one piece all welded construction consisting of 1.315" OD x 12 GA and 1.029" OD x 14 GA galvanized steel tubing, and 10 GA galvanized sheet steel. Finished with a baked-on powder coating.

D. Conveyor Belt Bridge [Voltage] Hanger plates shall be 7 GA HRPO steel and finished with a PVC coating. Belt hangers shall be one piece all welded construction consisting of 7 GA HRPO steel and weld studs. Finished with a PVC coating. Rubber belt shall be 3/8" nylon belted rubber.

1. Guardrails shall be one piece all welded construction consisting of 1.315" OD x 12 GA & 1.029" OD x 14 GA galvanized steel tubing, and grade 32510 malleable iron support pins. Finished with a baked-on powder coating.

E. Deck to Deck Plank [Nucleus, Voltage, Little Buddies, Synergy] Plank steps shall be 3/4" co-extruded H.D.P.E. Deck to deck plank shall be one piece all welded construction consisting of 12 GA HRPO steel and PVC coated after fabrication. Handholds shall be one piece all welded construction consisting of 1.029" OD x 14 GA galvanized steel tubing and 14 GA galvanized steel and finished with a baked-on powder coating. Anchor tubes shall be 1.315" OD x 12 GA galvanized steel tubing and finished with a baked-on powder coating.

F. Straight Bridge [Nucleus, Voltage] One piece all welded construction consisting of 12 GA surfaces and 11 GA gussets. PVC coated after fabrication. Spacer casting shall be 356-T6 aluminum, heat treated with a baked-on powder coating.

1. Barriers shall be one piece all welded construction consisting of 1.315" OD x 12 GA & 1.029" OD x 14 GA galvanized steel tubing, and 10 GA galvanized steel plate. Finished with a baked-on powder coating.
2. Guardrails shall be one piece all welded construction consisting of 1.315" OD x 12 GA & 1.029" OD x 14 GA galvanized steel tubing, and 10 GA galvanized steel plate. Finished with a baked-on powder coating.

2.06 Burke Basics

A. AirVenture Glider, AirVenture Glider Add-On Bay [Burke Basics] Black PVC chain shall be galvanized 4/0 straight coil chain with black PVC coating. The hover board shall be linear, low density rotationally molded, U.V. stabilized polyethylene, .250" thick, double wall construction with a textured outside surface. Swaged posts shall be 3 1/2" OD x 11GA galvanized steel tubing finished with a baked-on powder

coating. Swing arch shall be one piece all welded construction consisting of 3 ½" OD x 11 GA galvanized steel tubing, machined stainless steel finished with a baked-on powder coat. [Add-on] Leg, Volito add-on bay shall be one piece all welded construction consisting of 3 ½" OD x 11 GA galvanized steel tubing, 1.029" OD x 14 GA galvanized steel tubing and 10 GA galvanized steel plate finished with a baked-on powder coat finish. Glider frame shall be one piece all welded construction consisting of 1.029" OD x 14 GA galvanized steel tubing, 8 GA and 10 GA galvanized steel sheeting, and 7/16" thick stainless steel tab finished with a baked on powder coating. Handle frame shall be one piece all welded construction consisting of 1.315" OD x 14 GA galvanized steel tubing and 1.315" OD stainless steel threaded insert finished with a baked-on powder coating. Rod consists of stainless steel. Brass spacer made from brass 7/16" OD x .028" wall brass tube. Swing pivot consists of machined stainless steel finished with a baked-on powder coating. Bearings consisting of oil impregnated bronze.

B. Balance Beam [Burke Basics]

1. S: Beam shall be one piece all welded construction consisting of 3" SQ x 11 GA galvanized steel tubing, 1.660" OD x 13 GA galvanized steel tubing, and 14 GA galvanized steel plate. Finished with a baked-on powder coating.
2. Straight: Beam shall be one piece all welded construction consisting of 3" SQ x 14 GA galvanized steel tubing, 1.660" OD x 13 GA galvanized steel tubing, and 14 GA galvanized steel plate. Finished with a baked-on powder coating.
3. Zig-Zag: 12' beam shall be one piece all welded construction consisting of 3" SQ x 11 GA galvanized steel tubing, 1.660" OD x 13 GA galvanized steel tubing, and 14 GA galvanized steel plate. Finished with a baked-on powder coating.
4. Z: 4' beam shall be one piece all welded construction consisting of 3" SQ x 11 GA galvanized steel tubing and 14 GA galvanized steel plate. Supports consisting of 1.660" OD x 13 GA galvanized steel tubing finished with a baked-on powder coating. Finished with a baked-on powder coating.

C. Biba [Nucleus, Synergy] ¾" extruded HDPE, stainless steel hardware and 3mm dibond panels.

D. Boulder, Large [Nature Play] shall be an assembly consisting of fiberglass constructed shell panels and cap with modular polyurethane holds attached with stainless steel hardware. Supporting frame work assembly consisting of all welded one-piece construction 2" square x .125" wall steel tubing, 10 GA steel plate with support tubes 1.660" OD x 13 GA galvanized steel tube. Finished with a baked-on powder coating.

E. Boulder, Small [Nature Play] shall consist of a fiberglass constructed shell with supporting frame work consisting of all welded construction consisting of 1.660" OD x

12 GA galvanized steel tubing and HRS angle. Finished with a baked-on powder coating.

F. Brava Universal Swing: Assembly consisting of 16 GA galvanized sheet steel finished with a baked on powder coating, 1/2" textured HDPE, 3/4" co-extruded HDPE, 3 1/2" OD X 11 GA galvanized steel tubing finished with a baked-on powder coating, One piece welded construction consisting of 3 1/2" OD galvanized steel tubing and 10 GA galvanized steel plates finished with a baked-on powder coating, One piece welded construction consisting of 1.315" OD X 14 GA embossed galvanized steel tubing and 1.315" OD X 12 GA steel tubing finished with a baked-on powder coating, One piece welded construction consisting of 1.315" OD X 14 GA embossed galvanized steel tubing and 10 GA galvanized steel plate finished with a baked-on powder coating, Rubber belt consisting of 3-ply fabric with rubber top and bottom covers, overall 1/2" thickness and stainless steel hardware.

G. Carousel [Burke Basics] Bearing shall be heavy duty, precision thrust, sealed ball bearing. Gasket shall be cork. Handrails shall be one piece all welded construction consisting of 1.315" OD x 14 GA galvanized steel tubing and 3/16" HR steel plate. All welds finished with a cold galvanized compound. Base shall be one piece all welded construction consisting of 3 1/4" OD DOM steel tubing, 1/4" & 7 GA HR steel plate, and 2 3/4" dia. steel round. Finished with a baked-on powder coat. Cover plate shall be 14 GA HRPO steel finished with a baked-on powder coat. Speed limiter shall be an assembly consisting of a high torque low speed hydraulic motor with flow control valving, a stainless steel motor coupling, a steel bracket, stainless steel set screws, zinc plated steel hardware, steel hydraulic fittings and hose ends.

1. 68" Platform shall be one piece all welded construction consisting of 11 GA dimpled spun steel, 1.660" OD x 13 GA galvanized steel tubing, and 5 1/2" OD x 3/8" wall DOM steel tubing. Finished with a baked-on powder coating.
2. 92" Platform shall be one piece all welded construction consisting of 11 GA dimpled spun steel, 1.900" OD x 11 GA galvanized steel tubing, and 5 1/2" OD x 3/8" wall DOM steel tubing. Finished with a baked-on powder coating.

H. Comet I & Comet II [Burke Basics] One piece all welded construction consisting of formed 1.660" OD and 1.315" OD x 12 GA galvanized steel tubing and 8 GA galvanized steel plate. Finished with a baked-on powder coating. Anchor is one piece all welded construction consisting of 5 1/2" dia steel housing with 2 3/4" dia. shaft, 5" OD x 7 GA galvanized steel tube. Finished with a baked-on powder coat. Spinner cover is 3/4" extruded HDPE.

I. Crawl Tunnels [Burke Basics] HDPE Panels shall be 1/2" and 3/4" extruded and co-extruded HDPE. Rotational Mold Panels shall be 1/4" thick, linear, low density, rotationally molded, U.V. stabilized polyethylene with double wall construction, molded in 3/8" t-nut inserts, and a textured outside surface. Tubes shall be 1/4" thick, linear, low density, rotationally molded, U.V. stabilized polyethylene with a textured outside surface. Anchor support tubes shall be 1.660" OD x 12 GA galvanized steel tubing finished with a baked-on powder coating.

J. Cruiser [Burke Basics] Base frame welded fabrication consisting of 3" x 5" structural channel, 3/8" HRPO steel plates, 1/4" HRPO steel plates, 8 GA. galvanized plates. Finished with E-coat primer and baked on powder coating. Rocking frame welded fabrication consisting of 2" square structural tubing, 3/8" HRPO steel plates, 8 GA and 12 GA. galvanized plates. Finished with E-coat primer and baked on powder coating. Thrust bearings shall be bronze. Rocker platform, platform adapter and seats shall be one piece all welded construction consisting of 12 GA surfaces and 12 GA gussets. PVC coated after fabrication. Upper frames, Handle and support shall each be one piece all welded construction consisting of 1.315" OD x 14 GA galvanized steel tubing, 10 GA galvanized steel plate and malleable iron plug. Finished with a baked-on powder coating. Brackets shall be 8 gage and 10 GA formed galvanized sheet metal, finished with a baked-on powder coating. Panels shall be 1/2" and 3/4" extruded HDPE. Pivot arms shall be 6061-T6 Aluminum. Pivot pins shall be an assembly consisting of 10 GA galvanized plate, machined 416 Stainless Steel pin, hardened and stainless steel screws. Spacers shall be stainless steel. Bumper shall be neoprene rubber. Shock absorbers shall be gas charged dampener with ball joint connection ends.

K. Daisy Spinner [Burke Basic] Anchor shall be one piece all welded construction consisting of 2 3/8" OD x 10 GA galvanized steel tubing and 1 7/8" dia. plated solid steel round. Finished with a baked-on powder coating. Bracket shall be one piece all welded construction consisting of 3 1/2" OD x 3/8" wall DOM steel tubing, 8 GA galvanized steel plate with zinc chromate plating after welding. Finished with a baked-on powder coating. Panel shall be 1/2" extruded HDPE.

L. Dinosaur Fossil Dig – Large & Small [Burke Basics] Manufactured from Glass Fiber Reinforced Concrete (GFRC). Base concrete shall be minimum compressive strength of 4,000 psi. Glass fiber is Alkali Resistant (AR) type glass formulated for concrete. Material thickness shall be approximately 1". Finished and colored with a UV resistant, non-fading acrylic vinyl paint.

M. Dynamic Pad [Burke Basic] Pad shall be 1/4" thick, linear, low density, rotationally molded, U.V. stabilized polyethylene with double wall construction, molded in 3/8" T-nut inserts and a textured surface. Supports shall be one piece all welded construction consisting of 2 3/8" OD x 12 GA galvanized steel tubing and 10 GA galvanized sheet steel. Finished with a baked-on powder coating.

N. Dynamic Surfer [Burke Basic] Pad shall be 1/4" thick, linear, low density, rotationally molded, U.V. stabilized polyethylene with double wall construction, molded in 3/8" T-nut inserts and a textured surface. Mounting bracket shall be one piece all welded construction consisting of 10 GA galvanized steel sheet, 1" OD stainless steel, and zinc plated steel. Finished with a baked-on powder coating. Spring anchor plate shall be DC04 grade cold rolled low carbon steel, formed and finished with a black baked on powder coat. Spring shall be 20mm OD spring steel finished with a baked-on powder coating. Bottom plate shall be 1/4" HR steel plate finished with a baked-on powder coating. Hardware shall be stainless steel screws, nuts, and washers; black nylon spacers, zinc plated steel screws, lock nuts, washers, and anchor bolts.

O. Fireman Climber [Burke Basics] T-fittings shall be a formed 12 GA galvanized steel plate. Sliding pole shall be 1.660" OD x 13 GA galvanized steel tubing. Upright shall be one piece all welded construction consisting of 3 1/2" OD x 8 GA and 1.029" OD x 14 GA galvanized steel tubing. Top ring shall be one piece all welded construction consisting of 4" OD x SCH 40, 1.660" OD x 13 GA, & 1.029" OD x 14 GA galvanized steel tubing, and 14 GA galvanized steel plate. Finished with a baked-on powder coating.

P. FS Ant Hill [Burke Basics] Ant Crawl Panel shall consist of 1/2" co-extruded HDPE. Ant Crawl Support shall be one piece all welded construction consisting of 1.315" OD x 12 GA galvanized steel tubing, and 10 GA galvanized steel cap. Finished with a baked-on powder coating. Formed Plate shall be 10 GA galvanized steel plate finished with a baked-on powder coating. Rock Climbing Holds shall consist of molded professional grade rock climbing hole with stainless steel washers.

Q. Fun Phones [Nucleus, Voltage, Little Buddies] Tubing shall be 1 9/16" OD x 50' black polyethylene NSF 61 tubing. Flex tubing shall be 1 15/16" OD x 12" super flexible pvc duct hose. Funnel shall be linear, low density, rotationally molded, U.V. stabilized, polyethylene. Hose clamps shall be 2 1/2" OD adjustable stainless steel worm-drive hose clamps.

1. Phone tube [Nucleus, Voltage] shall be one piece all welded construction consisting of 1.315" OD x 14 GA and 1.660" OD x 13 GA galvanized steel tubing, and formed 3/16 stainless steel plate, and perforated steel plate. Finished with a baked-on powder coating. 1 1/4" X 1 1/4" rubber coupling, 1 1/4" X 1 1/2" rubber coupling shall be flexible PVC gasket and 300 series stainless steel clamps. Plastic 90-degree elbow 1 1/4" X 1 1/4" shall be PVC schedule 40 pipe 1 1/4" X 1 1/4".
2. Phone tube [Little Buddies] shall be one piece all welded construction consisting of 1.315" OD x 14 GA and 1.660" OD x 13 GA galvanized steel tubing and stainless steel threaded insert. Finished with a baked-on powder coating. 1 1/4" X 1 1/4" rubber coupling, 1 1/4" X 1 1/2" rubber coupling shall be flexible PVC gasket and 300 series stainless steel clamps. Plastic 90-degree elbow 1 1/4" X 1 1/4" shall be PVC schedule 40 pipe 1 1/4" X 1 1/4".

R. Grab Bar [Nucleus, Voltage] Bar shall be one piece all welded construction consisting of 1.029" OD x 14 GA galvanized steel tubing and 7 GA HRPO sheet steel. Finished with a baked-on powder coating.

S. Grab Bar [Synergy] Bar shall be one piece all welded construction consisting of 1/315" OD X 12 GA galvanized steel tubing and 7 GA stainless steel bracket finished with a baked-on powder coating.

T. Half Log Frame consisting of one piece all welded construction 1/4" steel plate, #5 carbon steel rebar and 5" OD X 7 GA galvanized steel tubing finished with a baked-on powder coating. Log consisting of shall be manufactured from Glass Fiber Reinforced Concrete (GFRC) with Alkali Resistant (AR) type glass fiber formulated for concrete.

GFRC shall be 1,500 pounds per square inch in tension, 5,000 pounds per square inch in compression. GFRC is colored with an integral color, remainder of rock is sealed with a V-Seal. Final coloring is achieved with a latex stain formulated for concrete.

U. Hillside Pod Climber: Climber body shall be linear, low density, rotationally molded, U.V. stabilized polyethylene with double wall construction, molded in 1/4" T-nut inserts, and a textured surface. Footer shall be one piece all welded construction consisting of 1.315" OD x 12 GA galvanized steel tubing and 8GA galvanized steel plate. Finished with a baked-on powder coating.

V. Hop Spot Pod [Burke Basics, Intensity, Nucleus] Pod top shall be formed 1/2" extruded HDPE. Pod bottom shall be 1/4" rotationally molded LLDPE. Pod support shall be 2 3/8" OD x 3/16" wall DOM steel tube finished with a baked-on powder coating. Pod spring assembly shall consist of a welded 1.499" OD machined tube, 8 GA galvanized plate, 2 3/8" OD compression spring, oil impregnated bronze bearings, and external retaining rings.

W. Kid Force Spinner [Burke Basics] Spinner Bowl shall be an average of 1/4" thick, linear, low density, rotationally molded, U.V. stabilized polyethylene with single wall construction, molded in 3/8" T-nut inserts, and a textured outside surface. Bearings shall be heavy duty, precision thrust, sealed ball bearings. Bracket shall be one piece all welded construction consisting of 3 1/2" OD x 3/8" wall DOM steel tubing, 1/4" HR steel plate. Finished with a baked-on powder coating. Support shall be one piece all welded construction consisting of 2 3/8" OD x 10 GA galvanized steel tubing and 2" dia. solid steel round. Finished with a baked-on powder coating.

X. Kid Koaster [Nucleus, Voltage] Bumper stop shall be molded black polyurethane. Aluminum sleeve shall be 1 1/8" dia. aluminum round. Kid Koaster sleeve shall be 1/2" OD steel tube finished with a baked-on powder coating. Kid Koaster shall be one piece all welded construction consisting of 6005 T5 aluminum extrusion, and 3 1/2" OD x 5/16" wall and 1 5/8" OD x 1 5/32" ID aluminum tubing. Handle shall be an assembly consisting of 1 3/4" OD x 3/4" plastic roller guides, 2 3/16" OD x 1 3/16" plastic wheels, bearing, and a one piece all welded PVC coated handle made of 3/8" OD HR steel rod, 1" x 1" HR steel bar, 5/16" dia. stainless steel rod, and zinc plated bolts.

Y. Ladybug [Burke Basics] Manufactured from Glass Fiber Reinforced Concrete (GFRC). Base concrete shall be minimum compressive strength of 4,000 psi. Glass fiber is Alkali Resistant (AR) type glass formulated for concrete. Material thickness shall be approximately 1". Finished and colored with a UV resistant, non-fading acrylic vinyl paint. Anchor is 1.315" OD x 12 GA galvanized steel tubing finished with a baked-on powder coating attached with stainless steel hardware.

Z. Level X Climbers [Burke Basics] Level X main arch is one piece all welded construction consisting of 5" OD x 11 GA and 3.5" OD x 11 GA galvanized steel tubing and 3/8" thick stainless steel tabs. The main arch supports are one piece all welded construction consisting of 5" OD x 11 GA galvanized steel tubing and 3/8" thick stainless steel tabs. The lower arch connector is one piece all welded construction

consisting of 2 3/8" OD x 12 GA galvanized steel tubing. The lower arches are one piece all welded construction consisting of 2 3/8" OD x 12 GA galvanized steel tubing, 10 GA galvanized steel plating, 3/8" thick stainless steel tabs, and 3/8-16 UNC stainless steel weld studs. The center ring is one piece all welded construction consisting of 1.9" OD x 11 GA galvanized steel tubing, 8 GA galvanized steel plating, 1/4" thick hot rolled steel plating plated with zinc-chromate, and 3/8" thick stainless steel tabs. The belt brace is one piece all welded construction consisting of 1.9" OD x 11 GA galvanized steel tubing, 14 GA galvanized steel plating, and 3/8" thick stainless steel tab. The transfer frame is one piece all welded construction consisting of 1.9" OD x 11 GA and 1.315" OD x 14 GA galvanized steel tubing, and 8 GA galvanized steel plating. The transfer platform support is one piece all welded construction consisting of 3.5" OD x 11 GA galvanized steel tubing and 8 GA galvanized steel plating. The conveyor belt footer is one piece all welded construction consisting of 3.5" OD x 11 GA galvanized steel tubing and 10 GA galvanized steel plating, with zinc-plated steel nut inserts. The pod mount is one piece all welded construction consisting of 1.315" OD x 12 GA galvanized steel tubing and 10 GA galvanized steel sheet. Cover plates are 8 GA galvanized steel plating. Anchor tubes are 1.315" OD x 12 GA galvanized steel tubing. Clamps are cast aluminum. All parts specified above are finished with a baked-on powder coat. Anchor chains are 4/0 galvanized coil chain. The pod is 1/4" thick, linear, low density, rotationally molded, U.V. stabilized polyethylene with double wall construction. The panels and plastic covers are 1/2" or 3/4" extruded HDPE. The rope assemblies are comprised of 16 mm and 20 mm ropes that consist of 6 right-hand, regular lay strands, closed around a synthetic fiber core, with each preformed strand consisting of 8 galvanized steel wires tightly covered with polyester fibers swaged together with aluminum end connectors and ferrules. The belts consist of 3-ply fabric with rubber top and bottom covers, overall, 1/2" thickness. Turnbuckle assembly consists of hot dipped galvanized steel eye-eye turnbuckle assembly with split lock washers and hex nuts. Hardware consists of stainless steel nuts, bolts, and washers, 5/16" shackle with a 3/8" X 1 1/2" bolt, 1/4" Nylatron GS spacer and brass tube 7/16" OD X .028" wall. Loctite is provided as a thread locker.

AA. Little Buddies Train Engine, Dining Car, Sand Car and Tanker Car [Burke Basics] Panels shall be 1/2" and 3/4" extruded and co-extruded HDPE. Roof/bench support tubing shall be one piece all welded construction consisting of 1.315" OD x 14 GA galvanized steel tubing and 302 SS insert with a baked-on powder coating. Mounting brackets shall be 10 GA galvanized steel with a baked-on powder coating. Support tubes shall be 1.660" OD x 12 GA galvanized steel tubing finished with a baked-on powder coating. Tube shall be .250" thick, linear, low density, rotationally molded, U.V. stabilized polyethylene with a textured outside surface. Engine bell assembly shall consist of one piece all welded construction consisting of 1.315" OD x 14 GA galvanized steel tubing and 302 SS aluminum plate, a bracket of all welded construction consisting of 10 GA galvanized sheet steel, finished with a baked-on powder coating. Galvanized 4/0 straight coil chain.

BB. Little Digger [Burke Basics] Seat shall be A319 F aluminum casting. PVC coated after fabrication. Support pipe shall be an assembly consisting of a one piece all welded support pipe consisting of 1.900" OD x 11 GA & 1.660" OD x SCH 80 galvanized steel

tubing and 1/4" HR steel plate, two oil impregnated bronze bearings, and a snap ring. Frame shall be an assembly consisting of an aluminum cast bucket, stainless steel button head cap screws & washers, zinc plated drive screws & washers, oil impregnated bronze bearings, snap rings and 1.050" OD x .112" wall black steel handles & supports. Handles & supports finished with a baked-on powder coating.

CC. Lunar Landing Tower [Burke Basics] Panels shall be 1/2" and 3/4" extruded and co-extruded HDPE. Mounting brackets shall be formed 10 GA galvanized steel with a baked-on powder coating. Stairs and platform shall be one piece all welded construction consisting of 12 GA HRPO and/or 10 GA HRPO steel surfaces and sides. PVC coated after fabrication. Handrails shall be one piece all welded construction consisting of 1.315" OD x 12 GA galvanized steel tubing and finished with a baked-on powder coating. Slide exit supports shall be 1.660" OD X 14 GA galvanized steel tubing finished with a baked-on powder coating. Slide shall be an assembly consisting of 1/2" HDPE bedway, stainless steel keyhole rung, side rail weldments consisting of 1/8" thick extruded aluminum D-rail and 1/8" aluminum plate, steel nut inserts and aluminum rivets. Side rails finished with a baked-on powder coating. Bubble window shall be 1/4" thick vacuum-formed G.E. Lexan plastic. Drum shall be an average of 3/16" thick, linear, low density, rotationally molded, U.V. stabilized polyethylene with single wall construction, molded in 3/8" T-nut inserts, and a textured outside surface.

DD. NaturePlay Log Tunnel [Burke Basics] Log shall be manufactured from Glass Fiber Reinforced Concrete (GFRC) with Alkali Resistant (AR) type glass fiber formulated for concrete. GFRC shall be 1,500 pounds per square inch in tension, 5,000 pounds per square inch in compression. GFRC is colored with an integral color, remainder of log is sealed with a V-Seal. Final coloring is achieved with a latex stain formulated for concrete. Mounting tabs are 7 GA low-carbon steel.

EE. NaturePlay Rock Climber [Burke Basics] Rock shall be manufactured from Glass Fiber Reinforced Concrete (GFRC) with Alkali Resistant (AR) type glass fiber formulated for concrete. GFRC shall be 1,500 pounds per square inch in tension, 5,000 pounds per square inch in compression. GFRC is colored with an integral color, remainder of rock is sealed with a V-Seal. Final coloring is achieved with a latex stain formulated for concrete. Integrated rectangular tubing for lifting and anchoring is 7 GA low-carbon steel.

FF. NaturePlay Rock – Large, Medium & Small [Burke Basics] Manufactured from Glass Fiber Reinforced Concrete (GFRC). Base concrete shall be minimum compressive strength of 4,000 psi. Glass fiber is Alkali Resistant (AR) type glass formulated for concrete. Material thickness shall be approximately 1". Finished and colored with a UV resistant, non-fading acrylic vinyl paint. Anchor is 1.315" OD x 12 GA galvanized steel tubing finished with a baked-on powder coating attached with stainless steel hardware.

GG. NaturePlay Stump – Large & Small [Burke Basics] Manufactured from Glass Fiber Reinforced Concrete (GFRC). Base concrete shall be minimum compressive strength of 4,000 psi. Glass fiber is Alkali Resistant (AR) type glass formulated for concrete. Material thickness shall be approximately 1". Finished and colored with a UV resistant, non-fading acrylic vinyl paint. Anchor is 1.315" OD x 12 GA galvanized steel tubing finished with a baked-on powder coating attached with stainless steel hardware.

HH. Novo Hillside Climber: Climber body shall be One piece all welded construction consisting of 2 3/8" OD X 12 GA galvanized steel tubing, 1.315" OD X 12 GA galvanized steel tubing, and 8 GA galvanized steel plating. Finished with a baked-on powder coating. Footer shall be one piece all welded construction consisting of 2 3/8" OD x 11 GA galvanized steel tubing and 8 GA galvanized steel plate. Finished with a baked-on powder coating.

II. Novo Hylo BenchClimb [Burke Basics] Footing tubes are 2 3/8" OD x 12 GA swaged galvanized steel tubing. Finished with a baked-on powder coating. Panels are 3/4" extruded HDPE. Hylo Frame is one piece all welded construction consisting of 2 3/8" OD x 12 GA galvanized steel tubing, 1.315" OD x 14 GA galvanized steel tubing and 10 GA galvanized steel sheet. Finished with a baked-on powder coating. Seat frame is one piece all welded construction consisting of 2 3/8" OD x 12 GA galvanized steel tubing, 1.315" OD x 14 GA galvanized steel tubing and 10 GA galvanized steel sheet. Finished with a baked-on powder coating. Hardware shall be stainless steel screws, washers, and barrel nuts.

JJ. Orbitron [Burke Basics] Post weldment shall be welded fabrication, 5" OD x 7 gage post with angled bend at the top, solid machined shaft and support, finished with baked on powder coat. Spinning Ring shall be welded fabrication, machined hub with formed tubing rings 1.660" OD and 1.315" OD, formed tubing arms 2.375" OD, finished with baked on powder coat. Bearings shall be heavy duty, precision thrust, sealed ball bearing. Rubber gasket for seal. Spinner cap assembly shall be welded fabrication, 5" OD tube and flange plate, with cast aluminum cap riveted in place.

KK. Orb Rocker [Burke Basics] Upper weldment shall be one-piece welded construction consisting 12 GA and 8 GA galvanized steel plate, 1.315" OD X 12 GA, 1.660" OD X 12 GA, 2.875" OD X 8 GA, and 1.029" OD X 14 GA galvanized steel tubing, finished with a baked-on powder coat. Base weldment shall be one-piece welded construction consisting of 1/4" HRPO plate, 2 7/8" OD X 8 GA galvanized steel tubing, and a machined carbon steel housing. Black E-coat corrosion protection finished with a baked-on powder coat. Shaft housing weldment shall be one-piece welded construction consisting of 1/4" HRPO steel plate and a machined carbon steel spacer. Zinc chromate coated and finished with a baked-on powder coat. Pin shall be machined 1018CF solid carbon steel with a zinc chromate finish. Backrest shall be 1/2" extruded HDPE. End caps and seats shall be routed 3/4" extruded HDPE. Platform shall be 3/4" co-extruded HDPE. Hardware package consists of stainless steel and EcoGuard coated fasteners. Fitness Grip shall be made from casted A356 aluminum, finished with a baked-on powder coating.

LL. Paint Centers [Burke Basics] Window shall be 1/4" clear polycarbonate. Panels shall be 3/4" co-extruded high-density polyethylene. Shelf shall be 1/2" extruded high-density polyethylene. Frame shall be one piece all welded construction consisting of 2" SQ x 1/8" steel tubing with 3/8" nut inserts. Finished with a baked-on powder coating.

MM. Playhouse [Burke Basics] consists of formed 10 GA galvanized sheet steel finished with a baked-on powder coating, 1.90" X 11 GA galvanized steel tubing finished with a baked-on powder coating, SAE Oil-impregnated bronze bearings, 1/4" Extruded HDPE, 1/4" thick, linear, low density, rotationally molded, U.V. stabilized polyethylene with double wall construction, and a textured surface, 3/4" Extruded HDPE, .225" colored acrylic, 3/4" co-extruded HDPE, 1/2" extruded HDPE, 1.315" OD X 12 GA galvanized steel tubing, stainless steel threaded inserts finished with a baked-on powder coating and stainless steel hardware.

NN. Post Assembly 2 3/8" OD x 85 1/4" [Burke Basics] Straight tube shall be one piece all welded construction consisting of 5" OD x 11 GA galvanized steel tubing and 8 GA galvanized steel plate. Finished with a baked-on powder coating. Post cap shall be 3/4" extruded HDPE. Post cap insert shall be 1/2" extruded HDPE. 5/16" SS flat washer shall be stainless steel. 3/8" X 1 1/4" SS button head cap screw shall be stainless steel.

OO. Puppet Show [Burke Basics] Panels shall be 1/2" extruded and co-extruded high-density polyethylene. Frame shall be one piece all welded construction consisting of 2" SQ x 1/8" steel tubing with 3/8" nut inserts. Finished with a baked-on powder coating.

PP. Pull Rings [Nucleus, Voltage] Ring shall be 356-T6 cast aluminum alloy, PVC coated. Pendulum shall be hot-dipped galvanized, grade 32510, heat treated, malleable iron. S-hook shall be 3/8" diameter, zinc plated steel. Bearing shall be oil impregnated, bronze. Support tube shall be one piece all welded construction consisting of 1.315" OD x 14 GA galvanized steel tubing and 8 GA galvanized steel plate. Finished with a baked-on powder coating.

QQ. Rain Wheel Drum Element [Burke Basics] Drum shall be an average of 3/16" thick, linear, low density, rotationally molded, U.V. stabilized polyethylene with single wall construction, molded in 3/8" T-nut inserts, and a textured outside surface. Bracket w/ tab shall be one piece all welded construction consisting of formed 10 GA galvanized sheet steel and 8 GA galvanized sheet steel. Finished with a baked-on powder coat. Hardware package shall be stainless steel button head cap screws, nuts and washers. Rain wheel drum element assembly shall be a assembly consisting of 3/4" extruded H.D.P.E. panels, 1" OD x .049" wall stainless steel tubes, 1/16" diameter stainless steel wire rope, zinc plated steel washers, zinc plated copper compression sleeves, and stainless steel screws, T-nuts & 3/8" washers.

RR. Rally Round [Burke Basics] Sliding pole shall be 1.660" OD x 12 GA galvanized steel tubing finished with a baked-on powder coating. Ring shall be one piece all welded construction consisting of 1.900 OD x 11 GA, 1.315" OD x 14 GA, and 1.029" OD x 14 GA galvanized steel tubing, and 1 9/16" OD x 13 GA CR steel DOM tubing.

Finished with a baked-on powder coating. Ladder shall be one piece all welded construction consisting of 1.900" OD x 11 GA and 1.315" OD x 14 GA galvanized steel tubing. Finished with a baked-on powder coating.

SS. Rev8 Rotating Climber [Burke Basics] Inner post assembly is one piece all welded construction of 5.56" OD Schedule 40 galvanized pipe and machined stainless steel. Outer post assembly consisting of one piece all welded construction of 6.63" OD Schedule 40 stainless steel pipe and 8 GA galvanized steel sheet and machined stainless steel, and a rotational cap assembly consisting of stainless steel and 8 GA galvanized steel plate, finished with a baked-on powder coating. Ring section framework shall be one piece all welded construction consisting of formed 2 3/8" OD x 10 GA galvanized steel tubing, 8 GA galvanized steel plate, finished with a baked-on powder coating. Platform sections shall be one piece all welded construction consisting of 12 GA HRPO steel shell and gussets, PVC coated after fabrication. Rope assemblies shall consist of 6 right hand, regular lay strands, closed around a synthetic fiber core, with each preformed strand consisting of 8 galvanized steel wires tightly covered with multifilament polypropylene fibers. Cross bar consisting of 1.315 OD x 12 GA galvanized steel tubing and 8 GA galvanized steel plate, finished with a baked-on powder coating. Aluminum end connectors and ferrules, and stainless steel screws. Machined nylon bearings and couplings. Stainless steel hardware.

TT.Rocker, 4 Seat and 2 Seat [Burke Basics] Main beam shall be a one piece all welded construction consisting of 2 formed tubes 2 3/8" OD x 10 gage, 1 formed tube 1.660" OD x 13 gage, 14 gage galvanized plate, formed galvanized seat support plates and 4 handles (2 handles on 2 Seat Rocker) consisting of 1.029" OD x 14 gage galvanized tubing. Finished with baked on powder coat. Main beam shall connect to the base with 4 urethane torsion rods and the formed torsion box 8 gage galvanized plate finished with baked on powder coat. The base shall be one piece all welded construction consisting of formed 8 gage galvanized plate, 2" square tubing and 14 gage end plates. Finished with baked on powder coat. The anchor post shall be one piece all welded construction consisting of 8 gage galvanized plate, 5" OD x 11 GA tube and 8 gage galvanized plate gussets. Finished with baked on powder coat. Seats shall be HDPE sheet 3/4" thick. Hardware shall be stainless steel and zinc coated button head cap screws, hex head cap screws, washers, nuts & barrel nuts.

UU. Rocker, Standing [Burke Basics] Main beam shall be a one piece all welded construction consisting of 2 formed tubes and arched tube, 2 3/8" OD x 10 gage, 8 gage formed galvanized plates and 2 handles consisting of 1.029" OD x 14 gage galvanized tubing. Finished with baked on powder coat. Main beam shall connect to the base with 4 urethane torsion rods and the formed torsion box 8 gage galvanized plate finished with baked on powder coat. The base shall be one piece all welded construction consisting of formed 8 gage galvanized plate, 2" square tubing and 14 gage end plates. Finished with baked on powder coat. The anchor post shall be one piece all welded construction consisting of 8 gage galvanized plate, 5" OD x 11 GA tube and 8 gage galvanized plate gussets. Finished with baked on powder coat. Step plate shall be 1/4" steel plate coated with PVC. Hardware shall be stainless steel and zinc coated button head cap screws, hex head cap screws, washers, nuts & barrel nuts.

VV. Rock-n-ride, Flat Panel [Burke Basics] Panels shall be 3/4" co-extruded H.D.P.E. Seat panel shall be 1/2" co-extruded H.D.P.E. Mounting plates shall be 1/4" HR steel plate finished with a baked-on powder coating. Plate and mounting bracket shall be 10 GA galvanized steel plate finished with a baked-on powder coating. Spring shall be 20mm OD spring steel finished with a baked-on powder coating. Spring anchor plate shall be DC04 grade cold rolled low carbon steel, formed and finished with a black baked on powder coat. Spacers shall be Nylon.

WW. Rock-n-ride, Flat Panel 2 seats [Burke Basics] Panels shall be 3/4" co-extruded H.D.P.E. Seat, back and steering wheel panels shall be 1/2" co-extruded H.D.P.E. Base plate and mounting brackets shall be 1/4" HR steel plate finished with a baked-on powder coating. Plates shall be 10 GA galvanized steel plate finished with a baked-on powder coating. Footrest shall be 3/16" stainless steel. Standoff shall be 1/2" OD threaded stainless steel tubing. Spring shall be 20mm OD spring steel finished with a baked-on powder coating. Spring anchor plate shall be DC04 grade cold rolled low carbon steel, formed and finished with a black baked on powder coat. Spacers shall be Nylon.

XX. Rock-n-ride, Flat Panels on Frame [Burke Basics] Panels shall be 3/4" co-extruded H.D.P.E. Bottom plate shall be 1/4" HR steel plate finished with a baked-on powder coating. Frame shall be one piece all welded construction consisting of 1.029" OD x 14 GA galvanized steel tubing, 1/4" HR steel plate, 3/8" stainless steel T-nuts, 3/8" zinc plated steel flange nuts. Finished with a baked-on powder coating. Handle assembly shall be one piece all welded construction consisting of 1.029" OD x 14 GA galvanized tubing and 3/8" stainless steel T-nuts. Finished with a baked-on powder coating. Spring shall be 20mm OD spring steel finished with a baked-on powder coating. Spring anchor plate shall be DC04 grade cold rolled low carbon steel, formed and finished with a black baked on powder coat. Spacers shall be Nylon.

YY. RockIt Core Link [Burke Basics]

1. Core Beam - 2 3/8" OD x 10 GA & 1.029" OD x 14 GA galvanized steel tubing, and 7 GA galvanized steel plate. Finished with a baked-on powder coating.
2. U Channel Rope Connection - Weldment consisting of formed channels and 7 GA galvanized steel plate. Finished with baked on powdercoat finish.
3. Core Rope Assembly - Rope consists of 6 right hand, regular lay strands, closed around a synthetic fiber core, with each preformed strand consisting of 8 galvanized steel wires tightly covered with multifilament polypropylene fiber, aluminum end connectors and ferrules with stainless steel screws.
4. Support Plate - 8 gage steel plate, finished with baked on powdercoat finish.
5. Core Panel - 3/4" extruded HDPE.

ZZ. RockIt Curved, Offset and End Panel assemblies [Burke Basics] 1/4" thick, linear, low density, rotationally molded, U.V. stabilized polyethylene with double wall construction, molded in 3/8" T-nut inserts, and a textured surface. Molded professional grade rock climbing hold with stainless steel washers attached with stainless steel bolts.

AAA. RockIt Curved Ladder [Burke Basics] Weldment consisting of 2 formed channels, 10 gage galvanized steel, and formed rungs, 1.029" OD tubing. Finished with a baked on powdercoat.

BBB. RockIt End Ladder [Burke Basics] Weldment consisting of formed channels, 10 gage galvanized steel, formed rungs, 1.029" OD tubing and formed 3/16" stainless steel attachment plate. Finished with a baked on powdercoat.

CCC. RockIt Lateral Link [Burke Basics] Weldment consisting of 1.029" OD x 14 GA galvanized tubing and 10 GA galvanized sheet. Finished with a powder coat finish.

DDD. RockIt Odyssey Link [Burke Basics] Weldment consisting of formed 1.315" OD x 12 GA galvanized tubing and 10 GA galvanized sheet. Finished with a baked-on powder coat finish. U channels consisting of formed 10 GA Galv. Sheet, Finished with a baked-on powder coating.

EEE. RockIt Triple Ladder [Burke Basics] Weldment consisting of 3 formed channels, 10 gage galvanized steel, and formed rungs, 1.029" OD tubing. Finished with a baked on powdercoat.

FFF. RockIt Tunnel [Burke Basics]

1. Tunnel panel assemblies shall be 1/4" thick, linear, low density, rotationally molded, U.V. stabilized polyethylene with double wall construction, molded in 3/8" T-nut inserts, and a textured surface. Molded professional grade rock climbing hold with stainless steel washers attached with stainless steel bolts.
2. Tunnel end support - Weldment consisting of formed channel, 10 gage galvanized steel, and 2.375" OD tubing. Finished with a baked on powdercoat finish.
3. Tunnel center support - Weldment consisting of 10 gage galvanized steel plate, and 2.375" OD tubing. Finished with a baked on powdercoat finish.

GGG. RockIt Z and U Posts [Burke Basics] Channel posts shall be formed channel, 10 gage galvanized steel. Finished with a baked on powdercoat. Cover plates shall be 10 gage galvanized steel plate. Finished with a baked on powdercoat. Anchor rods shall be 3/8" Diameter steel rod.

HHH. RockVenture CrissCross RR [Burke Basics] Rope Assembly shall consist of 6 right hand, regular lay strands, closed around a synthetic fiber core, with each preformed strand consisting of 8 galvanized steel wires tightly covered with

multifilament polypropylene fibers, aluminum end connectors and ferrules. Brass Spacer shall be 7/16" OD X .028" wall thickness. Shim shall be black thermoplastic. Stainless steel button head cap screws.

III. RockVenture CrissCross RP and RockVenture CrissCross PP [Burke Basics] Rope Assembly shall consist of 6 right hand, regular lay strands, closed around a synthetic fiber core, with each preformed strand consisting of 8 galvanized steel wires tightly covered with multifilament polypropylene fibers, aluminum end connectors and ferrules. Rope Connection Bracket shall be one piece all welded construction consisting of a formed 3/16" stainless steel plate and an 8 GA galvanized steel sheet and finished with a baked-on powder coating. Brass Spacer shall be 7/16" OD X .028" wall thickness. Shim shall be black thermoplastic. Stainless steel button head cap screws and washers.

JJJ. RockVenture Rope Climbing Rock [Burke Basics] Rock shall be manufactured from Glass Fiber Reinforced Concrete (GFRC) with Alkali Resistant (AR) type glass fiber formulated for concrete. GFRC shall be 1,500 pounds per square inch in tension, 5,000 pounds per square inch in compression. GFRC is colored with an integral color, remainder of rock is sealed with a V-Seal. Final coloring is achieved with a latex stain formulated for concrete. Internal framework shall consist of welded square structural steel tubing with rebar reinforcements. Integrated rectangular tubing for lifting and anchoring shall be 7 GA low-carbon steel. Rope connection brackets shall be 8 GA galvanized steel plate.

KKK. RockVenture Suspension Ladder [Burke Basics] Rope Assembly shall consist of 6 right hand, regular lay strands, closed around a synthetic fiber core, with each preformed strand consisting of 8 galvanized steel wires tightly covered with multifilament polypropylene fibers, aluminum end connectors and ferrules. Chain shall be galvanized 4/0 straight link coil chain. Anchor tube shall be 1.315" OD x 12 GA galvanized steel tubing. Brass Spacer shall be 7/16" OD X .028" wall thickness. Shim shall be black thermoplastic. Stainless steel button head cap screws, nuts and washers.

LLL. RockVenture Traverse RR [Burke Basics] Rope Assembly shall consist of 6 right hand, regular lay strands, closed around a synthetic fiber core, with each preformed strand consisting of 8 galvanized steel wires tightly covered with multifilament polypropylene fibers, aluminum end connectors and ferrules. Brass Spacer shall be 7/16" OD X .028" wall thickness. Shim shall be black thermoplastic. Stainless steel button head cap screws.

MMM. RockVenture Traverse RP and RockVenture Traverse PP [Burke Basics] Rope Assembly shall consist of 6 right hand, regular lay strands, closed around a synthetic fiber core, with each preformed strand consisting of 8 galvanized steel wires tightly covered with multifilament polypropylene fibers, aluminum end connectors and ferrules. Rope Connection Bracket shall be one piece all welded construction consisting of a formed 3/16" stainless steel plate and an 8 GA galvanized steel sheet and finished with a baked-on powder coating. Brass Spacer shall be 7/16" OD X .028"

wall thickness. Shim shall be black thermoplastic. Stainless steel button head cap screws and washers.

NNN. Ropeventure Epic [Burke Basics] Ball connectors to be cast aluminum, finished with a baked-on powder coating. Tube framing consisting of 3/8" OD galvanized steel tubing with zinc-plated steel inserts, finished with a baked-on powder coating. 20 mm diameter and 22mm diameter polyamide (nylon) rope cable net with UV protection and one-piece compressed aluminum ball knots, hand finished. Rubber matting platforms. Anchor plates to be weldments consisting of galvanized 5/16" steel plate, 2 3/8" OD galvanized steel tubing with aluminum inserts, finished with a baked-on powder coating. Stainless steel hardware, shackle loops, cap holders and bolts. Yellow chromate finish steel anchors and fastening hardware. Molybdenum metal-free high-pressure anti-seize lubricating paste.

OOO. Ropeventure Revolv, Revolv Attachment Climbers [Burke Basics] Anchor tubes shall be 2 3/8" OD x 12 GA galvanized steel tubing, finished with a baked-on powder coat. Node caps shall be linear, low density, rotationally molded, UV stabilized polyethylene with double wall construction, with molded in 1/4" T-nut inserts, and a textured surface. Revolv base and top rings are one piece all welded construction consisting of 2 7/8" OD x 8 GA and 2 3/8" OD x 12 GA galvanized tubing, finished with a baked-on powder coat. The bottom and top attachment support are one piece all welded construction consisting of 2 3/8" OD and 1.9" OD x 11 GA galvanized tubing, 8 GA galvanized plating, 1/4" clear zinc chromate coated HRS plating, and stainless steel machined material, finished with a baked on powder coat. The bottom and top vertical support are one piece all welded construction consisting of 2 3/8" OD galvanized tubing, and 8 GA galvanized plating, finished with a baked-on powder coat. The middle ring shall be one piece all welded construction consisting of 2 3/8" OD x 10 GA galvanized tubing, 8 GA galvanized plating, and 1/4" clear zinc chromate coated HRS plating, finished with a baked-on powder coat. Hardware is stainless steel. The net is rope consisting of 6 right hand, regular lay strands, closed around a synthetic fiber core, with polyester fibers connected with crimped aluminum end and cross connectors. Panels are 1/2" and 3/4" extruded HDPE. Climber frames are one piece all welded construction consisting of 8 GA and 10 GA galvanized steel plating, 2.375" OD x 10 GA and 12 GA galvanized steel tubing, and 1.315" OD x 12 GA galvanized steel tubing, finished with a baked-on powder coat. Bubble mirror HDPE assembly consisting of routed HDPE panels 1/2", polycarbonate bubble window with mirror finish, SS hardware. Clicker HDPE assembly consisting of routed HDPE panels 1/2", UHMW shaft supports and flapper, Nylon sprocket, bronze bushing, SS shaft, SS hardware. Hypno HDPE assembly consisting of routed HDPE panels 1/2", bronze bushing, SS shaft standoff, injection molded HDPE bolt covers, SS hardware. Raindrops HDPE assembly consisting of routed HDPE panels 1/2", Polycarbonate windows, SS balls, sealed ball bearings, injection molded HDPE bolt covers, SS hardware.

PPP. Ropeventure Sky5, Sky5XL [Burke Basics] Main and upper posts (XL) to be 5 1/2" OD galvanized steel tubing, finished with a baked-on powder coating. Post stub to be one-piece welded construction consisting of galvanized steel tubing and

plate. Anchor plates to be galvanized steel plate, yellow chromate finish steel L-anchor bolts. Rubber shock ring, galvanized steel turnbuckles with PVC coating. Net assembly consisting of 20 mm diameter and 22 mm diameter, polyamide (nylon) rope cable with UV protection. Ball knots will be a one-piece compressed aluminum ball; hand finished. Galvanized steel and stainless steel shackles and pins. Pane assembly of rubber matting and aluminum clamps. Yellow chromate finish steel, black oxide finish steel and stainless steel hardware.

QQQ. Ropeventure Sky5 Perch Seat [Burke Basics] Seat assembly shall consist of a rubber matting, with 1.5mm thick stainless steel reinforcement plate and stainless steel hardware.

RRR. Ropeventure Vertex [Burke Basics] Ball connectors to be cast aluminum, finished with a baked-on powder coating. Tube framing consisting of 3/8" OD galvanized steel tubing with zinc-plated steel inserts, finished with a baked-on powder coating. 20 mm diameter and 22mm diameter polyamide (nylon) rope cable net with UV protection and one-piece compressed aluminum ball knots, hand finished. Rubber matting platforms. Anchors to be one-piece welded construction consisting of 2 3/8" OD X 12 Ga galvanized steel tubing with aluminum insert and an 8 GA galvanized steel plate finished with a baked-on powder coating. Stainless steel hardware, shackle loops, cap holders and bolts. Yellow chromate finish steel anchors and fastening hardware. Molybdenum metal-free high-pressure anti-seize lubricating paste.

SSS. Rotating Sand Table [Burke Basics] Bearings shall be oil impregnated bronze. Tables shall be 3/4" extruded high-density polyethylene. Elbow shall be one piece all welded construction consisting of 12 GA galvanized steel plate, 1.900" OD x 11 GA galvanized steel tubing and 1/2" diameter HR steel rod finished with a baked-on powder coating. Funnel shall be linear, low density, rotationally molded, U.V. stabilized, polyethylene. Support post shall be one piece all welded construction consisting of 1.660" OD x SCH 80 galvanized steel pipe and 10 GA galvanized steel plates finished with a baked-on powder coating. Upper Support shall be one piece all welded construction consisting of 10 GA galvanized sheet steel, 2 3/8" OD x 3/16" wall steel tubing and a 3/8" zinc plated carriage bolt finished with a baked-on powder coating.

TTT. Sand/Water Tables [Burke Basics] Connector plate shall be 12 GA steel plate with a baked-on powder coating. Panels shall be 3/4" extruded and co-extruded high-density polyethylene. Support post shall be one piece all welded construction consisting of 12 GA galvanized steel plate and 1.660" OD x 12 GA galvanized steel tubing. Finished with a baked-on powder coating. Spacer shall be 1/4" nylatron GS. Sand chute shall be an assembly consisting of 3/8" X 2" SS cap screws, 3/8" SS nuts, 3/8" SS flat washers, oil impregnated bronze bearings, 1/2" OD x .058" wall steel tubing, one piece all welded lower consisting of 1.900" OD x 11 GA galvanized steel tubing, 12 GA HRPO steel plate, & 10 galvanized steel plate, one piece all welded middle consisting of 2 3/8" OD x 12 GA galvanized steel tubing, 3/8" dia. HR steel round, 14 GA galvanized steel plate, & 1/4" HR steel plate, and one piece all welded upper consisting of 7 GA & 12 GA HRPO steel plate and 3/16" HR steel plate. Finished with a baked-on

powder coating. Posts shall be assemblies consisting of 2 3/8" OD x 12 GA galvanized steel tubing, cast aluminum cap, and 1/8" x 15/32" aluminum drive rivets. Tubing and cap finished with a baked-on powder coating. Sand dish shall be an assembly consisting of 1/8" & 1/4" aluminum plate, 1/8" rubber gasket, 16 GA stainless steel plate, stainless steel tubular rivets, 1 5/8" OD nylon knobs, 3/8" X 1 3/4" SS cap screw, and a one-piece welded construction consisting of 1/8" spun aluminum and 1/2" aluminum plate finished with a baked-on powder coating.

UUU. Sand/Water Tables [Nucleus, Voltage, Little Buddies] at Ground Level shall attach to structures using mounting tubes which are attached to Sand Table panel with a Sand Dish assembled in it held up with support posts on the opposite ends of the panel.

1. Mounting tube [Nucleus, Voltage] shall be one piece all welded construction consisting of 1.315" OD x 14 GA galvanized steel tubing and 10 GA galvanized steel plate. [Little Buddies] shall be one piece all welded construction consisting of 1.315" OD x 14 GA galvanized steel tubing, 10 GA galvanized steel plate and 3/4" x 1" HR steel. All finished with a baked-on powder coating.
2. Sand table end panel shall be 3/4" extruded high-density polyethylene.
3. Sand dish shall be an assembly consisting of 1/8" & 1/4" aluminum plate, 1/8" rubber gasket, 16 GA stainless steel plate, stainless steel tubular rivets, 1 5/8" OD nylon knobs, 3/8" X 1 3/4" SS cap screw, and a one-piece welded construction consisting of 1/8" spun aluminum and 1/2" aluminum plate finished with a baked-on powder coating.
4. Support post shall be one piece all welded construction consisting of 12 GA galvanized steel plate and 1.660" OD x 12 GA galvanized steel tubing. Finished with a baked-on powder coating

VVV. Single Post ShadePlay Canopy [Burke Basics] Shade fabric shall be knitted of monofilament and tape construction high density polyethylene with Ultra Violet stabilizers. Attachment cables shall be .31" diameter vinyl covered galvanized cable with galvanized turnbuckle and will be pre-inserted into canopy hem. Canopy rafters and roof connectors shall each be one piece all welded construction of 1.660" OD, 1900" OD, 2 3/8" OD and/or 3 1/2" OD galvanized steel tubing finished with a baked-on powder coating. End cap shall be aluminum finished with a baked-on powder coating. Center post shall 5" OD x 7 GA galvanized steel tube with a baked-on powder coating finish.

WWW. See Saw [Burke Basics] Rider shall be one piece all welded construction. Finished with a baked-on powder coating. Mounting plate shall be 1/4" HR steel finished with a baked-on powder coating. Spring casting shall be hot-dipped galvanized, grade 32510, malleable iron. Seat shall be cast aluminum alloy finished with a baked-on powder coating. Spring cover shall be EPDM Elastomer compound flexible tube. Spring shall be one piece all welded construction consisting of 13/16" OD

spring steel and 3/4" diameter HR steel round finished with a black baked on powder coating.

1. Four-unit frame shall be one piece all welded construction consisting of 2 7/8" OD x 8 GA galvanized steel tubing, 1/4" & 7 GA HR steel plate, and 1/2" dia. steel rod. Finished with a baked-on powder coating.
2. Two-unit frame shall be one piece all welded construction consisting of 2 7/8" OD x 8 GA galvanized steel tubing, 1/4" & 7 GA HR steel plate, and 1/2" OD steel rod. Finished with a baked-on powder coating.
3. Four seat In-Line bottom frame shall be one piece all welded construction consisting of 3 1/2" OD x 11GA galvanized tubing, 1.315" OD x 12 GA galvanized tubing, 1/4" plate of hot rolled steel, 1 3/8" OD x .120 wall tubing and 14 GA galvanized plate. Finished with a baked-on powder coating.
4. Four seat In-Line top frame shall be one piece all welded construction consisting of 2 7/8" OD x 8 GA galvanized steel tubing, 10 & 8 GA galvanized steel plate, 1 3/8" OD x .120 wall tubing and 1/2" OD steel rod. Finished with a baked-on powder coating.

XXX. Snare Drum Element [Burke Basics] Drum, 15" shall be an average of 3/16" thick, linear, low density, rotationally molded, U.V. stabilized polyethylene with single wall construction, molded in 3/8" T-nut inserts, and a textured outside surface. Panel, snare drum element shall be 3/4" co-extruded HDPE. Post cap insert shall be 1/2" extruded HDPE. Post cap shall be 3/4" extruded HDPE. Formed end tube shall be one piece all welded construction consisting of 2.375" OD X 10 GA galvanized tubing, 14 GA galvanized sheet steel, and zinc plated steel inserts. Finished with a baked-on powder coat. Bracket w/ tab shall be one piece all welded construction consisting of formed 10 GA galvanized sheet steel and 8 GA galvanized sheet steel. Finished with a baked-on powder coat. Hardware package shall be stainless steel button head cap screws, nuts and washers.

YYY. Spinetic [Burke Basics] Base shall be one piece all welded construction consisting of machined steel shafts zinc chromated and 5" OD X 7 GA galvanized steel tubing finished with a baked-on powder coating. Hub shall be one piece all welded construction consisting of 5.5" OD steel tubing zinc chromated, 1.315" OD X 12 GA galvanized steel tubing, and 8 GA galvanized steel sheeting finished with a baked-on powder coating. Center ring shall be one piece all welded construction consisting of 1.66" OD X 12 GA galvanized steel tubing and 8 GA galvanized steel sheeting finished with a baked-on powder coating. Center post shall be one piece all welded construction consisting of 5" OD X 7 GA galvanized steel tubing, 5.5" OD steel tubing zinc chromated, 8 GA galvanized steel sheeting, and 3/8-16 weld nuts finished with a baked-on powder coating. Bearings shall be heavy duty, precision thrust, sealed ball bearing. Top and bottom covers shall be HDPE. Rope assemblies shall be 16mm rope, aluminum end connectors and ferrules. Intensity shim package shall be black thermoplastic. Hardware package shall be stainless steel. Post cap, 5" OD (7GA) shall be machined aluminum cap. Finished with a baked-on powder coating. O-rings shall be

a 70A Buna-N rubber. Brass spacer 7/16" OD X 1 1/4" shall be brass tube 7/16" OD X .028" wall. Speed limiter, volta spinner shall be an assembly consisting of a high torque low speed hydraulic motor with flow control valving, a stainless steel motor coupling, a steel bracket, stainless steel set screws, zinc plated steel hardware, steel hydraulic fittings and hose ends.

ZZZ. Stations [Burke Basics]

1. Discovery Station [Burke Basics] consists of fabricated 8 GA galvanized sheet steel finished with a baked-on powder coating, 10 GA galvanized steel plate finished with a baked-on powder coating, 1.90" OD X 11 GA galvanized steel tubing with SS threaded inserts finished with a baked-on powder coating, oil impregnated flanged bronze bearing, 3/4" co-extruded HDPE, .22" thick colored acrylic, 3/4" extruded HDPE, 1/2" extruded HDPE, 304/304L solid SS rod and stainless steel hardware.
2. Exploration Station [Burke Basics] consists of 14 GA galvanized sheet steel finished with a baked-on powder coat, oil impregnated bronze bearing, 3/4" extruded HDPE, 3/16" thick G.E. Lexan, 3/4" co-extruded HDPE, 0.220" thick acrylic sheet, 1/2" extruded HDPE, an average of 3/16" thick, linear, low density, rotationally molded, U.V. stabilized polyethylene with single wall construction, molded in 3/8" T-nut inserts, and a textured outside surface, 0.220" thick acrylic sheet, 1.029" OD X 14 GA galvanized steel tubing finished with a baked-on powder coat, one piece welded construction consisting of embossed 1.315" OD galvanized steel tubing and a threaded SS insert finished with a baked-on powder coat, one piece welded construction consisting of formed 12 GA HRS finished with a dipped PVC coating, stainless steel hardware and warning stickers placed on a 14 GA galvanized steel powder coated plate.
3. Sensory Station [Burke Basics] consists of formed 10 GA galvanized sheet steel finished with a baked-on powder coating, oil impregnated bronze bearing, 3/4" extruded HDPE, an average of 3/16" thick, linear, low density, rotationally molded, U.V. stabilized polyethylene with single wall construction, molded in 3/8" T-nut inserts, and a textured outside surface, mirrored finish stainless steel, .220" thick acrylic sheet, 3/4" co-extruded HDPE, 3/4" extruded HDPE, 1/2" extruded HDPE, 1.029" OD X 14 GA galvanized steel tubing finished with a baked-on powder coat, 1.315" OD x 12 GA galvanized steel tubing and 12 GA galvanized sheet steel finished with a baked-on powder coating, stainless steel hardware and an assembly consisting of 1/4" clear polycarbonate window, 1/4", 1/2" and 3/4" extruded HDPE, co-extruded HDPE all assembled together with stainless steel hardware.

AAAA. Step Spot Pod [Burke Basics, Intensity, Nucleus] Pod top shall be formed 1/2" extruded HDPE. Pod bottom shall be 1/4" rotationally molded LLDPE. Pod support shall be all welded 2 3/8" OD X 12 GA galvanized steel tube, 8 GA galvanized steel plate, 3/8" nut inserts finished with a baked-on powder coating.

BBBB. Step-Up [Burke Basics] Support shall be one piece all welded construction consisting of 2 3/8" OD x 12 GA galvanized steel tubing and 10 GA galvanized sheet steel. Finished with a baked-on powder coating. Tops shall be formed 1/8" sheet steel with studs welded into place. PVC coated after fabrication.

CCCC. Swift Twist Spinner [Burke Basics] Split cover plate, insert knob and cover knob shall be extruded HDPE. Center post shall be one piece all welded construction consisting of 1.900" OD x 11 GA galvanized steel tubing and 1/4" HR steel plate. Finished with a baked-on powder coating. Bearings shall be heavy duty, precision thrust, sealed ball bearing. Bracket shall be one piece all welded construction consisting of 3 1/2" OD x 3/8" wall DOM steel tubing, 1/4" HR steel plate, and 10 GA galvanized steel plate. Finished with a baked-on powder coating. Anchor shall be one piece all welded construction consisting of 2 3/8" OD x 10 GA galvanized steel tubing and 1 7/8" dia. solid steel round. Finished with a baked-on powder coating.

DDDD. Tom-Tom Drums Element [Burke Basics] Drum, 10" shall be an average of 3/16" thick, linear, low density, rotationally molded, U.V. stabilized polyethylene with single wall construction, molded in 3/8" T-nut inserts, and a textured outside surface. Panel, tom-tom drums element shall be 3/4" co-extruded HDPE. Post cap insert shall be 1/2" extruded HDPE. Post cap shall be 3/4" extruded HDPE. Formed end tube shall be one piece all welded construction consisting of 2.375" OD X 10 GA galvanized tubing, 14 GA galvanized sheet steel, and zinc plated steel inserts. Finished with a baked-on powder coat. Bracket w/ tab shall be one piece all welded construction consisting of formed 10 GA galvanized sheet steel and 8 GA galvanized sheet steel. Finished with a baked-on powder coat. Hardware package shall be stainless steel button head cap screws, nuts and washers.

EEEE. Touch & Play Drum Element [Burke Basics] Formed end tube shall be one piece all welded construction consisting of 2.375" OD X 10 GA galvanized tubing, 14 GA galvanized sheet steel, and zinc plated steel inserts. Finished with a baked-on powder coat. Post cap insert shall be 1/2" extruded HDPE. Post cap shall be 3/4" extruded HDPE. Bracket w/ tab shall be one piece all welded construction consisting of formed 10 GA galvanized sheet steel and 8 GA galvanized sheet steel. Finished with a baked-on powder coat. T-20, 3/8" tamper proof drive bit shall be heat treated S-2 alloy steel. Hardware package shall be stainless steel button head cap screws, nuts and washers. Touch and play drum element assembly shall be 3/4" co-extruded HDPE, 3/4" extruded HDPE, 1/2" extruded HDPE, stainless steel touch-sensors, commercial grade electronics, water-proof marine grade speaker, water-resistant rubber seals and foam gaskets & stainless steel hardware.

FFFF. Touch & Play Guitar Element [Burke Basics] Formed end tube shall be one piece all welded construction consisting of 2.375" OD X 10 GA galvanized tubing, 14 GA galvanized sheet steel, and zinc plated steel inserts. Finished with a baked-on powder coat. Post cap insert shall be 1/2" extruded HDPE. Post cap shall be 3/4" extruded HDPE. Bracket w/ tab shall be one piece all welded construction consisting of formed 10 GA galvanized sheet steel and 8 GA galvanized sheet steel. Finished with a baked-on powder coat. T-20, 3/8" tamper proof drive bit shall be heat treated S-2 alloy

steel. Hardware package shall be stainless steel button head cap screws, nuts and washers. Touch and play guitar element assembly shall be 3/4" co-extruded HDPE, 3/4" extruded HDPE, 1/2" extruded HDPE, stainless steel touch-sensors, commercial grade electronics, water-proof marine grade speaker, water-resistant rubber seals and foam gaskets & stainless steel hardware.

GGGG. Touch & Play Piano Element [Burke Basics] Formed end tube shall be one piece all welded construction consisting of 2.375" OD X 10 GA galvanized tubing, 14 GA galvanized sheet steel, and zinc plated steel inserts. Finished with a baked-on powder coat. Post cap insert shall be 1/2" extruded HDPE. Post cap shall be 3/4" extruded HDPE. Bracket w/ tab shall be one piece all welded construction consisting of formed 10 GA galvanized sheet steel and 8 GA galvanized sheet steel. Finished with a baked-on powder coat. T-20, 3/8" tamper proof drive bit shall be heat treated S-2 alloy steel. Hardware package shall be stainless steel button head cap screws, nuts and washers. Touch and play drum element assembly shall be 3/4" co-extruded HDPE, 3/4" extruded HDPE, 1/2" extruded HDPE, stainless steel touch-sensors, commercial grade electronics, water-proof marine grade speaker, water-resistant rubber seals and foam gaskets & stainless steel hardware.

HHHH. Treasure Chest [Burke Basics] Manufactured from Glass Fiber Reinforced Concrete (GFRC). Base concrete shall be minimum compressive strength of 4,000 psi. Glass fiber is Alkali Resistant (AR) type glass formulated for concrete. Material thickness shall be approximately 1". Finished and colored with a UV resistant, non-fading acrylic vinyl paint. Anchor is 1.315" OD x 12 GA galvanized steel tubing finished with a baked-on powder coating attached with stainless steel hardware.

III. Tri-Rider [Burke Basics] Casting shall be hot-dipped galvanized, grade 32510, malleable iron. Mounting plate shall be 1/4" HR steel plate finished with a baked-on powder coating. Spring cover shall be EPDM Elastomer compound flexible tube. Spring shall be one piece all welded construction consisting of 13/16" OD spring steel and 3/4" diameter HR steel round finished with a black baked on powder coating. Tri-rider frame shall be one piece all welded construction consisting of 2 7/8" OD x 8 GA galvanized steel tubing, 1/4" HR steel plate, and 7 GA HR steel plate. Finished with a baked-on powder coating. Panels shall be 3/4" co-extruded H.D.P.E. Seat frame shall be one piece all welded construction consisting of 1.029" OD x 14 GA galvanized steel tubing, 1/4" HR steel plate, 3/8" stainless steel T-nuts, 3/8" zinc plated steel flange nuts. Finished with a baked-on powder coating. Handle shall be one piece all welded construction consisting of 1.029" OD x 14 GA galvanized tubing and 3/8" stainless steel T-nuts. Finished with a baked-on powder coating.

JJJ. Triple Drum Table, Single Drum Table [Burke Basics] Panel shall be 3/4" extruded HDPE. Drums shall be an average of 3/16" thick, linear, low density, rotationally molded, U.V. stabilized polyethylene with single wall construction, molded in 3/8" T-nut inserts, and a textured outside surface. Support post shall be one piece all welded construction consisting of 12 GA galvanized steel plate and 1.660" OD x 12 GA galvanized steel tubing. Finished with a baked-on powder coating.

KKKK. Turtle Top [Burke Basics] Sand box cover system.

1. Post shall consist of 1/4" wall cast aluminum cap, one-piece weldment consisting of 5" OD x .120" wall galvanized tubing, 12 GA galvanized sheet, 7 GA HRPO sheet and 1/4 " HRS Plate, finished with a baked-on powder coating. Vinyl identification label shall be applied to one post.
2. Cover plate assembly shall be one-piece weldment consisting of 11 GA galvanized steel & 3/8 diameter HRS Round, finished with a baked-on powder coating. Wool/ rayon felt assembled on back.
3. Counter weight system shall consist of; counter weight, one-piece weldment consisting of 12 GA galvanized sheet steel & 2" RD HR, finished with a baked-on powder coating; 3 1/16" OD X 3/8" ID pulley and 3/8" SHAFT COLLAR, both zinc plated steel; and a cable assembly consisting of zinc plated copper sleeve, hot dipped galvanized steel thimble & 1/8" diameter galvanized wire rope. Cable restraint shall be 3/4" extruded HDPE.
4. Turtle Top Shade Canopy shall be monofilament and tape construction high density polyethylene knitted shade fabric
5. Canopy frame shall be 1 1/2" square aluminum tube finished with a baked-on powder coating, corner assembly weldment consisting of 14 GA. galvanized sheet metal finished with a baked-on powder coating and formed canopy support tubes made from 1.029" OD galvanized tubing.
6. Canopy frame attachments shall be 3/8 Stainless steel rod, 1" Diameter UHMW stand off and 1/2" ID CPVC Pipe sleeve.
7. 8" X 4' STONE BORDER W/ 30" DRIVE PIN: 1/8" thick, linear, low density, recycled polyethylene with double wall construction and a textured outside surface. Drive Pins: 3/4" dia. galvanized steel.

LLLL. Verve Climbers, Verve XS Climbers [Burke Basics, Synergy] Climbers are one piece all welded construction consisting of 2 3/8" OD x 12 GA galvanized steel tubing and 1.315" OD x 14 GA galvanized steel tubing. Finished with baked on powder coat. Connectors are one piece all welded construction consisting of 10 GA galvanized steel plate and 2 3/8" OD x 12 GA galvanized steel tubing, 2 3/8" OD X 12 GA galvanized steel swaged tubing, and 1.315" OD x 14 GA galvanized steel tubing. Finished with baked on powder coat. Hardware shall be stainless steel screws and barrel nuts.

MMMM. Volito, Volito Add-On Bay [Burke Basics] Rope shall consist of 16mm diameter polyamide (nylon) rope cable with UV protection. Aluminum end connectors & ferrules and stainless steel ferrules. Swaged posts shall be 3 1/2" OD x 11GA galvanized steel tubing finished with a baked-on powder coating. Swing Arch shall be one piece all welded construction consisting of 3 1/2" OD x 11 GA galvanized steel tubing, machined stainless steel and baked on powder coat. [Add-on] Leg, Volito add-on bay shall be one piece all welded construction consisting of 3 1/2" OD x 11 GA

galvanized steel tubing, 1.029" OD x 14 GA galvanized steel tubing and 10 GA galvanized steel plate. Finished with a baked-on powder coat finish. Rod and swing pivot consist of stainless steel. Brass spacer made from brass 7/16" OD X .028" wall brass tube. Swing Dish consisting of formed steel with a powder coated finish and a rubber bumper with cast aluminum connectors and stainless steel hardware. Swing pivots consisting of machined stainless steel finished with a baked-on powder coating. Bearings consisting of oil impregnated bronze.

NNNN. Volta Inclusive Spinner [Burke Basics] Bearing shall be heavy duty, precision thrust, sealed ball bearing. Plastic spinner top is linear, low density rotationally molded, U.V. stabilized, polyethylene, .250" thick, double wall construction. Textured outside surface. Spinner base is one piece all welded construction consisting of 3 1/4" OD DOM steel tubing, 1/4" & 7 GA HR steel plate, and 2 3/4" dia. steel round with e-coat plating. Finished with a baked-on powder coat. Spinner support frame is one piece all welded construction consisting of 5 1/2" OD x 3/8" wall DOM steel tubing hub with 1.9" OD galvanized steel support arms, 8 GA mounting plate, 12 GA mounting plate, and 12 GA preventative plate, finished with a baked-on powder coating. Speed limiter shall be an assembly consisting of a high torque low speed hydraulic motor with flow control valving, a stainless steel motor coupling, a steel bracket, stainless steel set screws, zinc plated steel hardware, steel hydraulic fittings and hose ends.

OOOO. Wobbly Web, Freestanding [Burke Basics] Rope assembly, wobbly web shall be rope consists of 6 right hand, regular lay strands, closed around a synthetic fiber core, with each preformed strand consisting of 8 galvanized steel wires tightly covered with multifilament polypropylene fibers. Aluminum end connectors and ferrules with stainless steel screws. Plate, 10GA, 7.125 OD w/6 holes shall be 10 GA galvanized steel plate finished with a baked-on powder coating. Panels shall be 3/4" extruded and co-extruded H.D.P.E. U-Bolt, 1/2"-13 x 3" SS shall be stainless steel. Hardware package shall be stainless steel screws, nuts & washers and bronze bushings.

PPPP. Wobbly Web Post [Burke Basics] Weldment, wobbly web post shall be one piece all welded construction consisting of 10 GA galvanized steel plate and a 5" OD X 7GA post, finished with a baked-on powder coating. Panel, 9" OD w/3 CB shall be 3/4" extruded H.D.P.E. U-Bolt, 1/2"-13 x 3" SS shall be stainless steel. Hardware package shall be stainless steel screws, nuts & washers.

QQQQ. Zipventure 100ft [Burke Basics] Anchor Arch shall be 1/2" steel plate, zinc plated and 5" OD x 11 GA galvanized steel tubing. Finished with a baked-on powder coating. Anchor Arch Support will be made of 5" OD x 11 GA galvanized steel tubing. Finished with a baked-on powder coating. Top and Curved Ramps are one piece all welded construction consisting of 12 GA and 7 GA HRPO sheet steel. Finished with PVC coating. Entrance Ramp shall be made of 7 GA HRPO steel sheet. Finished with PVC coating. Trolley Pendulum shall be 11 GA galvanized sheet steel. Finished with a baked-on powder coating. Trolley Chain Cover will be made of EPDM rubber. Zip Line Seat shall be EPDM rubber and galvanized sheet steel. Clevis Shackle w/Bolt consists of 5/16" galvanized steel shackle with a 3/8" x 1 1/2" bolt Wire Rope made of

Galvanized steel wire rope with one end swaged into a loop around a heavy-duty galvanized thimble. Zip Line Brake and Bumper made of Stainless steel, EPDM rubber and PVC plastic. Turnbuckle and Trolley Center Links made of machined aluminum. Zip Line Tensioning Kit consists of steel come-along with yellow dichromate and bright zinc finishes and polyester webbing. Bronze Bearing consists of oil-impregnated bronze. Spherical Bearing made of alloy steel, heat treated, hard chrome plated. PTFE liner. Side Climber shall be 2.375" OD x 10 GA galvanized steel tubing and 1.315" OD x 12 GA galvanized steel tubing. Finished with baked on powder coating. Threaded Inserts are 1 3/8" OD HDPE Plastic. Short and Long Posts made of 2.375" OD x 10 GA galvanized steel tubing. Finished with a baked-on powder coating. 5/8" Eye Bolt is alloy steel finished with zinc plating. Pendulum Casting made of galvanized plated, grade 32510, malleable iron. Headless Pin and Wire Clips are galvanized steel. Covers and Platform Tread made from 1/2" extruded HDPE. Galvanized Chain shall be 3/8" diameter, 4/0 straight coil chain. Rope Pulley Consists of stainless steel and sealed bearings. Ground Shaft stainless steel. Hardware shall be stainless steel fasteners, galvanized alloy steel, black vinyl.

RRRR. ZipVenture Freedom & ZipVenture Duo [Burke Basics] Crossbar arch shall be one-piece welded construction consisting of zinc plated 1/2" steel plate, and 5" OD X 11 GA galvanized steel tubing finished with a baked-on powder coating. Front leg shall be one-piece welded construction consisting of 5" OD X 11 GA galvanized steel tubing finished with a baked-on powder coating. The seat support shall be one-piece welded construction consisting of 1/2" and 3/8" machined carbon steel plates with a zinc chromate corrosion protective coating and 1.900" OD X 11 GA galvanized steel tubing finished with a baked-on powder coat. The platform supports shall be one-piece welded construction consisting of 5" OD X 11 GA galvanized steel tubing, 8 GA galvanized steel plate and 1/4" HRPO steel plate with a zinc chromate corrosion protective coating all finished with a baked-on powder coat. The platforms shall be constructed with 12 GA HRPO steel finished with a PVC coating. The chain shall be 4/0 chain finished with a PVC coating. Trolley Chain Cover will be made of EPDM rubber. Zip Line Seat shall be EPDM rubber and galvanized sheet steel. Clevis Shackle w/Bolt consists of 5/16" galvanized steel shackle with a 3/8" x 1 1/2" bolt Wire Rope made of Galvanized steel wire rope with one end swaged into a loop around a heavy-duty galvanized thimble. Zip Line Brake and Bumper made of Stainless steel, EPDM rubber and PVC plastic. Turnbuckle and Trolley Center Links made of machined aluminum. Zip Line Tensioning Kit consists of steel come-along with yellow dichromate and bright zinc finishes and polyester webbing. Bronze Bearing consists of oil-impregnated bronze. Spherical Bearing made of alloy steel, heat treated, hard chrome plated. PTFE liner. Eye Bolt is alloy steel finished with zinc plating. Pendulum Casting made of galvanized plated, grade 32510, malleable iron. Headless Pin and Wire Clips are galvanized steel. Covers are made from 1/2" extruded HDPE. Galvanized Chain shall be 3/8" diameter, 4/0 straight coil chain. Rope Pulley Consists of stainless steel and sealed bearings. Ground Shaft stainless steel. Hardware shall be stainless steel fasteners, galvanized alloy steel, black vinyl.

2.07 Burke Basics – Park & Site Amenities

A. Benches [Burke Basics]

1. Seats and Backs

- a. Wood: #1 natural finish Southern Yellow Pine -OR- #1 natural finish Southern Yellow Pine pressure treated with Alkaline Copper Quaternary (ACQ) preservative to 0.25 pcf retention level, kiln dried after treatment -OR- Maple [4/4, Grade: Select or better].
- b. Punched Steel/Park Bench: One-piece all welded construction consisting of 14 GA HRPO steel. PVC coated after fabrication.
- c. Insignia Bench Back Plate: Sheet steel finished with a baked-on powder coating.
- d. Aluminum: 6063-T extruded anodized aluminum.
- e. Recycled Plastic: 100% post consumer, high-density polyethylene plastic with U.V. light inhibitors.

2. Legs

- a. Super Strong Bench Leg: One piece all welded construction consisting of 2 3/8" OD x 12 GA galvanized steel tubing and 10 galvanized sheet steel. All welds painted with a cold galvanize compound.
- b. Contour Bench Leg: One piece all welded construction consisting of 3/8" X 4" HRS steel and 2" x 2" x .125" wall square steel tube. Finished with black baked-on outdoor enamel.
- c. Multi-Use Bench Leg: One piece all welded construction consisting of 3/8" X 4" HRS steel and 2" x 2" x .125" wall square steel tube. Finished with black baked-on outdoor enamel.
- d. Traditional Bench Leg: One piece all welded construction consisting of 3/8" X 4" HRPO steel, leg support 2" x 2" x .125 wall square steel tube. Finished with black baked-on outdoor enamel.
- e. PVC Backless Bench Leg: One piece, all welded construction, consisting of 2.375" OD x 12 GA steel tubing and sheet steel. Finished with baked on powder coating.

3. Memorial Plate

- a. Memorial plate shall be 16 GA stainless steel.
- b. PVC back with plate shall be one piece all welded construction consisting of 14 GA HRPO steel. PVC coated after fabrication.

4. Novo Bench with Back, Portable Novo Bench with Back: Seat and back panel are 3/4" extruded HDPE plastic. Bench slats are one piece all welded construction consisting of 10 GA galvanized sheet steel and galvanized hex nuts. Finished with a baked-on powder coating. Anchor is one piece all welded construction consisting of 2 3/8" OD x 11 GA galvanized steel tubing and 8 GA galvanized steel plate. Finished with a baked-on powder coating. Bench weldment is one piece all welded construction consisting of 8 GA and 10 GA galvanized steel plate, 2.375" OD x 10 GA galvanized steel tubing, and 1.900" OD x 11 GA galvanized steel tubing. Finished with a baked-on powder coating. Hardware is stainless steel.

B. Bike Racks [Burke Basics]

1. Contemporary: 2 3/8" OD x 12 GA galvanized steel tubing. Optional finish with a baked-on powder coating.
2. Double Face Extra Heavy Duty: T-fitting shall be a formed 12 GA galvanized steel plate. Base flange shall be hot-dipped galvanized, grade 32510, malleable iron. Bracing and legs shall be 1.660" OD x 13 GA galvanized steel tubing. Rack shall be an assembly consisting of 1.660" OD x 13 GA galvanized steel tubing, 11/16" OD x SCH 40 galvanized steel tubing, and steel rivets.
3. Double Face Heavy Duty: Plug shall be hot-dipped galvanized, grade 32510, malleable iron. Spokes shall be 11/16" OD x SCH 40 galvanized steel tubing. Frame shall be 1.660" OD x 13 GA galvanized steel tubing.
4. Novo BikeRack: Anchor is one piece all welded construction consisting of 2 3/8" OD x 11 GA galvanized steel tubing and 8 GA galvanized steel plate. Finished with a baked-on powder coating. Bike rack frame is one piece all welded construction consisting of 2 3/8" OD X 12 GA galvanized steel tubing, 1.315" OD X 12 GA galvanized steel tubing, and 8 GA galvanized steel plating. Finished with a baked-on powder coating. Hardware shall be stainless steel screws, washers, and nuts.
5. Single Face Extra Heavy Duty: T-fitting shall be a formed 12 GA galvanized steel plate. Base flange and plug shall be hot-dipped galvanized, grade 32510, malleable iron. Bracing and legs shall be 1.660" OD x 13 GA galvanized steel tubing. Rack shall be an assembly consisting of 1.660" OD x 13 GA galvanized steel tubing, 11/16" OD x SCH 40 galvanized steel tubing, and steel rivets.

C. Grills [Burke Basics] Post shall be 2 3/8" OD x 12 GA galvanized steel tubing. Firebox shall be one piece all welded construction box consisting of 7 GA HRPO sheet steel and a malleable iron casting mount or 2 7/8" OD x 8 GA galvanized steel tubing. Grill shall be one piece all welded construction consisting of 1/2" steel rod and zinc plated spring handles. Finished with a baked-on powder coating.

D. Litter Container [Burke Basics] Liner shall be plastic. Permanent support shall be one piece all welded construction consisting of 1.660" OD x 13 GA galvanized steel tubing and 10 GA galvanized steel plate. Finished with a baked-on powder coating. Portable support shall be one piece all welded construction consisting of 1.315" OD x 14 GA galvanized steel tubing and 10 GA galvanized steel plate. Finished with a baked-on powder coating. Frame shall be one piece all welded construction consisting of 10 GA galvanized steel plate, 1/8" HR steel plate, 3/8" dia. HR steel round. Finished with a baked-on powder coating.

1. Redwood slats shall be clear sapwood.

2. Plastic slats shall be 100% recycled post-consumer, high-density polyethylene plastic with U.V. inhibitors.
3. Pine slats shall be #1 natural finish Southern Yellow Pine pressure treated with Alkaline Copper Quaternary (ACQ) preservative to 0.25 pcf retention level, kiln dried after treatment.

E. Litter Container, PVC [Burke Basics] shall be one piece all welded construction consisting of 14 GA HRPO steel. PVC coated after fabrication. Thirty-two-gallon Liner shall be plastic. Permanent support shall be one piece all welded construction consisting of 1.660" OD x 13 GA galvanized steel tubing and 10 GA galvanized steel plate and finished with a baked-on powder coating. Cover choices consist of the following below.

1. Plastic Dome Cover shall be made of linear, low density, U.V. stabilized polyethylene and has a smooth outside surface.
2. Metal Dome Cover shall consist of one piece with hinged door constructed from galvanized steel. Powder coat finish after fabrication.
3. PVC Flat Cover shall consist of one piece all welded construction consisting of 10 GA HRPO steel. PVC coated after fabrication.

F. Novo Litter Container, Stationary and Portable [Burke Basics] Shell shall be one piece all welded construction consisting of 14 GA galvanized sheet, 12 GA galvanized sheet, and 1.315" OD X 12 GA galvanized tube. Finished with a baked-on powder coating. Support shall be one piece all welded construction consisting of 1.660" X 13 GA galvanized steel tubing and 10 GA galvanized steel plate. Finished with a baked-on powder coating. Litter container frame shall be one piece all welded construction consisting of 1.900" OD X 11 GA formed galvanized tubes and 1.660" X 12 GA galvanized tubes. Finished with a baked-on powder coating. Liner, 32 gallon shall be plastic. Press fit feet shall be round plastic press fit or black plastic.

1. Dome Cover, metal shall be all one piece with hinged door constructed from galvanized steel. Powder coat finish after fabrication.
2. Flat Cover, PVC shall be one piece all welded construction consisting of 10 GA HRPO steel. PVC coated after fabrication.
3. Dome Cover, Plastic shall be made of linear, low density, U.V. stabilized polyethylene and has a smooth outside surface.

G. Picnic Tables [Burke Basics]

1. Seats and Table Tops
 - a. Wood: #1 natural finish Southern Yellow Pine -OR- #1 natural finish Southern Yellow Pine pressure treated with Alkaline Copper Quaternary (ACQ) preservative to 0.25 pcf retention level, kiln dried after treatment.
 - b. Punched Steel/Park: One piece all welded construction consisting of 14 GA HRPO steel. PVC coated after fabrication.

- c. Novo seat: One piece all welded construction consisting of 1.315" OD x 14 GA galvanized tubing and 12 GA galvanized sheet steel. Finished with a baked-on powder coating. Stainless steel hardware.
- d. Novo table: One piece all welded construction consisting of 1.315" OD x 12 GA galvanized tubing and 12 GA galvanized sheet steel. Finished with a baked-on powder coating. Stainless steel hardware.
- e. Recycled Plastic: 100% post-consumer, high-density polyethylene plastic with U.V. light inhibitors.

2. Legs

- a. Tot, Wood, Recycled plastic: 10 GA galvanized sheet steel angles, 1.315" OD x 14 GA galvanized steel tubing support brace, 1 1/2" X 1 1/2" X 1/4" HRS angle [RECYCLED ONLY] and 1.660" OD x 13 GA galvanized steel tubing leg [REGULAR], or 2.375" OD x 12 GA galvanized steel tubing [HEAVY DUTY].
- b. Sit-A-Round Leg: One piece all welded construction consisting of 2.375" OD x 12 GA steel tubing, and sheet steel. Finished with a baked-on powder coating.
- c. Pedestal: One piece all welded construction consisting of 3 1/2" OD x 11 GA galvanized steel tubing, 2 3/8" OD x 10 GA galvanized steel tubing, and 10 GA galvanized steel plate. All welds painted with a cold galvanize compound.
- d. PVC/Park Frame Leg: One piece all welded construction consisting of 2.375" OD x 12 GA steel tubing and sheet steel. Finished with a baked-on powder coating.
- e. Novo arc bench seat: One piece all welded construction consisting of 3 1/2" OD x 8 GA galvanized tubing and 12 GA galvanized sheet steel. Finished with a baked-on powder coating.
- f. Novo table top: One piece all welded construction consisting of 5" OD x 11 GA galvanized tubing and 12 GA galvanized sheet steel. Finished with a baked-on powder coating.

H. Sanitizer Station [Burke Basics] consists of 10 GA galvanized sheet steel finished with a baked-on powder coating, 12 GA galvanized sheet steel finished with a baked-on powder coating, 2.375" OD X 12 GA galvanized steel tubing with stainless steel inserts finished with a baked-on powder coating, 3/4" co-extruded HDPE, one-piece welded construction consisting of 14 GA galvanized sheet steel finished with a baked-on powder coating and an adhesive backed label and stainless steel hardware.

I. Stone Border Ramp [Burke Basics] Ramp shall be an average of 1/4" thick, linear, low density, rotationally molded, U.V. stabilized polyethylene with double wall construction. Drive Pins shall be 3/4" dia. galvanized steel. Plate shall be 12 GA galvanized steel plate with a PVC coated finish. Plugs shall be 13/16" plastic hole plugs.

J. Stone Borders [Burke Basics] Stone Borders shall be 1/8" thick, linear, low density, recycled polyethylene with double wall construction and a textured outside surface. Drive Pins shall be 3/4" dia. galvanized steel.

2.08 Burke Basics – Sports

A. Backboards [Burke Basics]

1. Fan shaped: Backboard shall be one piece all welded construction consisting of regulation size 38" x 54" x 10 GA steel sheet, 1/4" x 1 1/4" steel perimeter, and 10 GA bracing. Primed and finished with a baked-on powder coat on the front side. Coated with a sound-deadening rust inhibitor on the back side.
2. Rectangular: Backboard shall be one piece all welded construction consisting of 4' x 6' x 12 GA steel sheet with a 1 1/2" reinforced perimeter and 12 GA channel braces. Primed and finished with a baked-on powder coat on the front side. Coated with a sound-deadening rust inhibitor on the back side.
3. Frame: One piece all welded construction consisting of 2 3/8" OD x 10 GA & 1.900" OD x 11 GA galvanized steel tubing, 3/8" dia. HR steel round, and 1/4" HR steel plate. Finished in a baked-on powder coat.
4. Post: One piece all welded construction consisting of 4 1/2" OD x sch. 40 galvanized steel pipe, 1/4" HR steel plate, and 1 1/2" x 1 1/2" x 1/4" HR steel angle.
5. Post: One piece all welded construction consisting of 5 9/16" OD x sch. 40 galvanized steel pipe, 1/4" HR steel plate, and 1 1/2" x 1 1/2" x 1/4" HR steel angle.

B. Funnel Ball [Burke Basics] Center post shall be one piece all welded construction consisting of 2 3/8" OD x 12 GA galvanized steel tubing and 1/4" galvanized steel plate. All welds painted with a cold galvanize compound. Boxed funnel ball consists of a pre-assembled funnel ball unit manufactured of rotationally molded polyethylene, no less than .250" thick and UV-stabilized; stainless steel hardware; 3/8" dia. HRS round anchor rod; hex allen wrench; and game booklet.

C. Gaga Pits [Burke Basics] Wall panels shall be 3/4" extruded HDPE. Entrance and custom wall panels shall be 3/4" co-extruded HDPE. Post shall be one piece all welded construction consisting of 10 GA and 8 GA galvanized sheet steel. Finished with a baked-on powder coating. Security cable shall be 1/8" diameter stainless steel cable, with 1/4" ID stainless steel eye fittings and stainless steel hardware.

D. Pipe Sleeve [Burke Basics] 2 1/2" OD sleeve cap shall be brass. Anchor rod shall be 1 1/16" OD x SCH 40 galvanized steel pipe. Sleeve shall be one piece all welded construction consisting of 2 3/4" OD x .120" wall black steel tubing, 10 GA HR steel plate, and steel coupling. Finished with a baked-on powder coating. Wrench shall be one piece all welded construction consisting of 3/8" dia. HR steel round and 7 GA HR steel plate. Finished with a baked-on powder coating.

E. Soccer Goals [Burke Basics] Brace pipe 2 3/8" OD x 12 GA galvanized steel tubing. Top beam shall be 4" SQ x 1/8" wall steel tubing finished with a baked-on

powder coating. Anchor rods shall be 1/2" dia. HR steel rod. Uprights shall be one piece all welded construction consisting of 4" SQ x 1/8" wall steel tubing, 14 GA galvanized steel plate and 2 7/8" OD x 8 GA galvanized steel tubing. Finished with a baked-on powder coating.

F. Tetherball [Burke Basics] Anchor rod shall be 3/8" dia. HR steel round. Tetherball shall be an 8" diameter ball with a nylon rope. Post shall be an assembly consisting of a one piece all welded center post consisting of 2 3/8" OD x 12 GA galvanized steel tubing and 10 GA galvanized steel plate, and zinc plated steel hardware.

G. Volleyball Posts [Burke Basics] Anchor rod shall be 3/8" dia. HR steel round. First post shall be an assembly consisting of zinc plated steel hardware and a one piece all welded post consisting of 2 3/8" OD x 12 GA galvanized steel tubing and 10 GA galvanized steel plate finished with a baked-on powder coating. Second post shall be an assembly consisting of zinc plated steel hardware, 3/8" diameter 4/0 straight coil chain, zinc plated S-hook, zinc plated pull ring, 1/8" HR steel channel, 2 3/8" OD x 12 GA & 1.315" OD x 14 GA galvanized steel tubing, and a one piece all welded post consisting of 2 3/8" OD x 12 GA galvanized steel tubing and 10 GA galvanized steel plate finished with a baked-on powder coating.

2.09 Climbers and Ladders

A. Active Apex Climber [Intensity, Nucleus] Supports shall be one piece all welded construction consisting of 2.375" OD x 10 GA galvanized steel tubing, and 10 GA galvanized sheet steel finished with a baked-on powder coating. Climber panel shall be 10 GA galvanized sheet steel finished with a baked-on powder coating or 3/4" extruded HDPE. Rock holds are molded professional grade rock climbing holds with stainless steel washers.

B. Amped Climbers [Nucleus, Synergy, Voltage] Climber shall be linear, low density, rotationally molded, U.V. stabilized, polyethylene, .250" thick double wall construction with molded in 3/8" T-nut inserts and textured surface. Anchor tubes shall be 1.315" OD x 12 GA galvanized steel tubing finished with a baked-on powder coating. Mounting bracket shall be one piece all welded construction consisting of 8 GA galvanized steel plate. Finished with a baked-on powder coating. Supports shall be weldment consisting of 1.660" OD formed tube, 10 GA galvanized steel plates and 1.315" OD formed tube supports. Finished with baked on powdercoat. Step shall be 3/4" extruded HDPE.

C. Airplane Tail Climber [Nucleus] shall be an assembly consisting of 3/4" co-extruded HDPE. Attachment plate shall be 10 GA galvanized steel plate finished with a baked-on powder coating. Tail climber supports shall be one piece all welded 1.315" OD tubing w/ 10 GA sheet steel finished with a baked-on powder coating. Stainless steel hardware.

D. Agile Canyon Rope Climber [Intensity, Nucleus] Agile Canyon Rails shall be one piece all welded construction consisting of formed 2 3/8" OD x 10 GA galvanized steel

tubing, 7 GA stainless steel sheet and 8 GA galvanized steel plate. Finished with a baked-on powder coating. Agility Arc w/1 Tab shall be one piece all welded construction consisting of formed 1.900" OD x 11 GA galvanized steel tubing, 7 GA stainless steel sheet and 8 GA galvanized steel plate. Finished with a baked-on powder coating. Brass spacer shall be 7/16" OD X .028" Wall. Rope Assembly shall consist of 6 right hand, regular lay strands, closed around a synthetic fiber core, with each preformed strand consisting of 8 galvanized steel wires tightly covered with multifilament polypropylene fibers, aluminum end connectors and ferrules secured with stainless steel screws and swaged in place.

E. Apex Arch 2-5, Hole 2-5 [Nucleus, Synergy, Intensity] Arch shall be one piece all welded construction consisting of formed 2 3/8" OD x 10 GA & 1.315 OD x 14 GA & 1.900" OD X 11 GA galvanized steel tubing, 7 GA stainless steel sheet and 8 GA and 10 GA galvanized steel plate. Bracket rope connection shall be one piece all welded construction consisting of a formed 3/16" stainless steel plate and an 8 GA galvanized steel sheet. Finished with a baked-on powder coating. Panels shall be 3/4" Extruded HDPE. Hardware packages shall be stainless steel.

F. Apex Ellipse Climber [Nucleus, Intensity] Arch shall be one piece all welded construction consisting of formed 3 1/2" OD x 11 GA, 2 3/8" OD x 10 GA & 1.315 OD x 12 GA galvanized steel tubing, formed 7 GA stainless steel sheet and 10 GA galvanized steel plates, finished with a baked-on powder coating. 3/4" Extruded HDPE panels. Stainless steel hardware.

G. Apex Rope Climber [Nucleus, Synergy, Intensity] Arch shall be one piece all welded construction consisting of formed 3 1/2" OD x 11 GA, 2 3/8" OD x 10 GA & 1.315 OD x 12 GA, & 1.900" OD X 11 GA galvanized steel tubing, formed 7 GA stainless steel sheet and 7 GA and 8 GA galvanized steel plates, finished with a baked-on powder coating. Post bracket is a one piece all welded construction consisting of 3/16" stainless steel plate and 8 GA galvanized steel sheet, finished with a baked-on powder coating. Rope net assembly shall consist of 6 right hand, regular lay strands, closed around a synthetic fiber core, with each preformed strand consisting of 8 galvanized steel wires tightly covered with multifilament polypropylene fibers, aluminum end connectors and ferrules secured with stainless steel screws and swaged in place. Stainless steel hardware, 7/16" OD brass spacers and black thermoplastic shims.

H. Apex Wave Climber [Nucleus, Intensity] Arch shall be one piece all welded construction consisting of formed 3 1/2" OD x 11 GA, 2 3/8" OD x 10 GA & 1.315 OD x 12 GA galvanized steel tubing, formed 7 GA stainless steel sheet and 10 GA galvanized steel plates, finished with a baked-on powder coating. Post bracket is a one piece all welded construction consisting of 3/16" stainless steel plate and 8 GA galvanized steel sheet, finished with a baked-on powder coating. 3/4" Extruded HDPE panels. Stainless steel hardware.

I. Apex Net 2-5, Rope 2-5 [Nucleus, Synergy, Intensity] Arch shall be one piece all welded construction consisting of formed 2 3/8" OD x 10 GA & 1.315 OD x 14 GA

galvanized steel tubing, 7 GA stainless steel sheet and 8 GA galvanized steel plate. Finished with a baked-on powder coating. Rope assemblies shall consist of 6 right hand, regular lay strands, closed around a synthetic fiber core, with each preformed strand consisting of 8 galvanized steel wires tightly covered with multifilament polypropylene fibers. Aluminum end connectors and ferrules. Rope net assembly shall consist of 6 right hand, regular lay strands, closed around a synthetic fiber core, with each preformed strand consisting of 8 galvanized steel wires tightly covered with multifilament polypropylene fibers, aluminum end connectors and ferrules secured with stainless steel screws and swaged in place. Bracket rope connection shall be one piece all welded construction consisting of a formed 3/16" stainless steel plate and a 8 GA galvanized steel sheet. Finished with a baked-on powder coating.

J. Ascend Rock Climber [Nucleus, Synergy, Voltage, Little Buddies] Panels shall be manufactured of 3/4" extruded high-density polyethylene. Support, ascend rock climber shall be one piece all welded construction consisting of 1.315" OD x 12 GA galvanized steel tubing, and 10 GA galvanized steel cap. Tube, 1.029" OD X 14 GA X 17 1/2" shall be formed from galvanized steel tubing of at least 1.029" OD x 14 GA wall. Climber enclosure shall be 3/4" co-extruded HDPE, climber transition strip shall be 1/2" extruded HDPE and tube, panel mounting shall be 1 3/4" SQ X 32"; 1 3/4" SQ X 12 GA galvanized steel tubing. Rock Climbing Holds shall be manufactured of polyester resin. Support Posts, rungs and plates shall be fabricated of 1.315" OD x .08" wall, 1.029 OD x .07 wall galvanized steel tube or 10 GA galvanized steel plate, or formed from galvanized steel tubing of at least 1.029" OD x 14 GA wall. Finished with a baked-on powder coating after fabrication.

K. Atom Climber [Nucleus, Synergy, Voltage] Climber shall be one piece all welded construction consisting of 1.660" OD x 12 GA & 1.029" OD x 14 GA galvanized steel tubing finished with a baked-on powder coating. Synergy stanchion crossbar shall be one-piece welded construction consisting of 1.315" OD galvanized tubing and 7 GA stainless steel brackets. Climber enclosure shall be 3/4" co-extruded HDPE, climber transition strip shall be 1/2" extruded HDPE and tube, panel mounting shall be 1 3/4" SQ X 32"; 1 3/4" SQ X 12 GA galvanized steel tubing.

L. Arched Rope Climber [Nucleus, Voltage] Arched Rope Climber Rails shall be one piece all welded construction consisting of formed 2 3/8" OD x 10 GA galvanized steel tubing, 7 GA stainless steel sheet and 8 GA galvanized steel plate. Finished with a baked-on powder coating. Rope Climber Support Bracket shall be one piece all welded construction consisting of 10 GA and 8 GA galvanized steel plate. Finished with a baked-on powder coating. Brass spacer shall be 7/16" OD X .028" Wall. Rope Assembly shall consist of 6 right hand, regular lay strands, closed around a synthetic fiber core, with each preformed strand consisting of 8 galvanized steel wires tightly covered with multifilament polypropylene fibers, aluminum end connectors and ferrules secured with stainless steel screws and swaged in place.

M. Beta Climber [Synergy] One-piece welded construction consisting of 1.900" OD X 11 GA galvanized steel tubing, 1.315" OD X 12 GA galvanized steel tubing and an 8

GA galvanized steel plate finished with a baked-on powder coating and stainless steel hardware.

N. Board Climber [Nucleus, Voltage] Climber shall be an assembly consisting of support rails that are one piece all welded construction of 12 GA steel plates and gussets PVC coated after fabrication. Boards shall be 100% recycled post-consumer, high-density polyethylene plastic with U.V. inhibitors.

O. Cargo Net Climber [Nucleus, Voltage] Climber shall be an assembly consisting of 1.029" OD x 14 GA galvanized steel tubing welded to 4/0 straight link coil chain, steel bolts, and steel nuts. PVC coated after fabrication. Anchor tubes shall be 1.315" OD x 12 GA galvanized steel tubing. Handrail shall be one piece all welded construction consisting of 1.315" OD x 12 GA galvanized steel tubing and stainless steel threaded steel insert. Finished with a baked-on powder coating.

P. Center Mount Twist N Turn Climber [Nucleus, Voltage] Climber shall be two piece all welded construction consisting of 1.900" OD x 11 GA & 1.315" OD x 12 GA galvanized tubing, and 10 GA galvanized plate. Finished with a baked-on powder coating. Enclosure shall be one piece all welded construction consisting of 3 1/2" OD x 11 GA, 1.315" OD x 12 GA galvanized steel tubing, and 10 GA galvanized sheet. Finished with a baked-on powder coating

Q. Centipede Climber [Nucleus, Synergy, Voltage] Climber shall be one piece all welded construction consisting of 1.900" OD x 11 GA & 1.029" OD x 14 GA galvanized steel tubing, and 7 GA, 8 GA, and 10 GA galvanized steel plate. Finished with a baked-on powder coating. Climber enclosure shall be 3/4" co-extruded HDPE, climber transition strip shall be 1/2" and tube, panel mounting shall be 1 3/4" SQ X 32"; 1 3/4" SQ X 12 GA galvanized steel tubing.

R. Climbing Panel [Voltage] Climber shall be 3/4" co-extruded H.D.P.E.

S. Clubhouse Timber Tower [Nucleus] Timber tower base shall be manufactured from Glass Fiber Reinforced Concrete (GFRC) with Alkali Resistant (AR) type glass fiber formulated for concrete. GFRC shall be 1,500 pounds per square inch in tension, 5,000 pounds per square inch in compression. GFRC is colored with an integral color, remainder of rock is sealed with a V-Seal. Final coloring is achieved with a latex stain formulated for concrete. Integral steel base frame shall be a fabrication of plates and tubes to support the GFRC, painted before GFRC application. Timber tower upper shall be an assembly consisting of PVC coated steel platform, powder coated steel enclosure, post supporting frame, lifting frame and posts clad with Glass Fiber Reinforced Concrete (GFRC) log theme. GFRC shall be manufactured with Alkali Resistant (AR) type glass fiber formulated for concrete. GFRC shall be 1,500 pounds per square inch in tension, 5,000 pounds per square inch in compression. GFRC is colored with an integral color, remainder of rock is sealed with a V-Seal. Final coloring is achieved with a latex stain formulated for concrete. Hardware package shall be stainless steel screws and washers.

T. Cobblestone Arch/Sway [Voltage] Supports shall be one piece all welded construction consisting of 2 3/8" OD x 12 GA galvanized steel tubing and 10 GA galvanized sheet steel. Finished with a baked-on powder coating. Pod walk top shall be formed 1/8" sheet steel with studs welded into place. PVC coated after fabrication.

1. Guardrail shall be one piece all welded construction consisting of 1.900" OD x 11 GA & 1.029" OD x 11 GA galvanized steel tubing and hot-dipped galvanized, grade 32510, malleable iron support pins. Finished with a baked-on powder coating.
2. Guardrail [Voltage] Shall be one piece all welded construction consisting of 1.660" OD x 13 GA & 1.029" OD x 14 GA galvanized steel tubing. Finished with a baked-on powder coating.

U. Coil Climber [Nucleus, Voltage, Little Buddies, Synergy] Climber shall be one piece all welded construction consisting of 1.660" OD x 12 GA & 1.315" OD x 14 GA galvanized steel tubing, 3/8" OD x SCH 40 galvanized steel pipe, and 10 GA galvanized steel plate. Synergy stanchion crossbar shall be one-piece welded construction consisting of 1.315" OD galvanized tubing and 7 GA stainless steel brackets. Climber enclosure shall be 3/4" co-extruded HDPE and tube, panel mounting shall be 1 3/4" SQ X 32"; 1 3/4" SQ X 12 GA galvanized steel tubing. Finished with a baked-on powder coating.

V. Converge Climber [Nucleus] One piece all welded construction consisting of formed 1.900" OD X 11 GA and 1.315" OD x 12 GA galvanized steel tubing and 10 GA galvanized steel plate. Synergy stanchion crossbar shall be one-piece welded construction consisting of 1.315" OD galvanized tubing and 7 GA stainless steel brackets. Finished with a baked-on powder coating. Stainless Steel hardware.

W. Convex Climber [Nucleus, Voltage] Climber shall be one piece all welded construction consisting of 1.315" OD x 14 GA & 1.900" OD x 11 GA galvanized steel tubing, and 10 GA galvanized steel plate. Finished with a baked-on powder coating.

X. Crater Point Climber [Nucleus, Synergy, Voltage, Intensity] Fin support shall be one piece all welded construction consisting of formed 2 3/8" OD x 10 GA galvanized steel tubing, 7 GA stainless steel sheet and 8 GA or 10 GA galvanized steel plate. Finished with a baked-on powder coating. Panel bracket shall be one-piece welded construction consisting of a 7 GA formed stainless steel bracket and a 8 GA galvanized steel plate. Panel shall be 3/4" Extruded HDPE. Flat panel casting shall be A356-T6 Aluminum, Heat- Treated. Finished with baked on powder coating. Hardware packages shall be stainless steel.

Y. Crest Point Climber [Nucleus, Synergy, Voltage, Intensity] shall be one piece all welded construction consisting of formed 2 3/8" OD x 10 GA. & 1.315 OD x 14 GA galvanized steel tubing, 7 GA stainless steel sheet and 8 GA and 10 GA galvanized steel plate. Finished with a baked-on powder coating. Panel shall be 3/4" Extruded HDPE. Flat panel casting shall be A356-T6 Aluminum, Heat- Treated. Panel bracket shall be one-piece welded construction consisting of a 7 GA formed stainless steel bracket and an

8 GA galvanized steel plate. Finished with baked on powder coating. Hardware packages shall be stainless steel.

Z. Crux Climber [Synergy] ¾” co-extruded HDPE. Stainless steel hardware. 1.315” OD X 12 GA galvanized steel anchor tubes finished with a baked-on powder coating.

AA. Double Wing Climber [Nucleus, Synergy, Voltage, Little Buddies] shall be one piece all welded construction consisting of 1.660" OD x 12 GA & 1.029" OD x 14 GA galvanized steel tubing finished with a baked-on powder coating. Synergy stanchion crossbar shall be one-piece welded construction consisting of 1.315" OD galvanized tubing and 7 GA stainless steel brackets. Climber enclosure shall be ¾” co-extruded HDPE and tube, panel mounting shall be 1 ¾” SQ X 32”; 1 ¾” SQ X 12 GA galvanized steel tubing. Finished with a baked-on powder coat.

BB. Dynamic Discs Rope Climber [Intensity, Nucleus] Hanging Rope Pod Top and Bottom shall be 1/2" extruded HDPE. Arched Bram shall be one piece all welded construction consisting of formed 2 3/8" OD x 10 GA galvanized steel tubing, 7 GA stainless steel sheet and 8 GA galvanized steel plate. Finished with a baked-on powder coating. Plate Weldment shall be one piece all welded construction consisting of 1.029" OD x 14 GA galvanized steel tubing and 8 GA galvanized steel plate. Finished with a baked-on powder coating. Brass spacer shall be 7/16" OD X .028" Wall. Rope assemblies shall consist of: Rope consists of 6 right hand, regular lay strands, closed around a synthetic fiber core, with each preformed strand consisting of 8 galvanized steel wires tightly covered with multifilament polypropylene fibers, aluminum end connectors and ferrules secured with stainless steel screws and swaged in place.

CC. Dynamic Discs 2-5 [Intensity, Nucleus] Hanging Rope Pod Top and Bottom shall be 1/2" extruded HDPE. Arched Beam shall be one piece all welded construction consisting of formed 2 3/8" OD x 10 GA galvanized steel tubing, 7 GA stainless steel sheet and 8 GA galvanized steel plate. Finished with a baked-on powder coating. Plate Weldment shall be one piece all welded construction consisting of 1.029" OD x 14 GA and 2 3/8" OD x 12 GA galvanized steel tubing and 8 GA galvanized steel plate. Finished with a baked-on powder coating. Brass spacer shall be 7/16" OD X .028" Wall. Rope assemblies shall consist of 6 right hand, regular lay strands, closed around a synthetic fiber core, with each preformed strand consisting of 8 galvanized steel wires tightly covered with multifilament polypropylene fibers, aluminum end connectors and ferrules secured with stainless steel screws and swaged in place.

DD. Dynamic Pad Climber [Intensity, Nucleus] Pad shall be 1/4" thick, linear, low density, rotationally molded, U.V. stabilized polyethylene with double wall construction, molded in 3/8" T-nut inserts and a textured surface. Supports shall be one piece all welded construction consisting of 5" OD x 12 GA and 1.660" OD 12 GA galvanized steel tubing and 8 GA galvanized sheet steel. Hand Support shall be one piece all welded construction consisting of 1.600" OD x 12 GA galvanized steel tubing and 8 GA stainless steel sheet. Finished with a baked-on powder coating.

EE. Dynamic Pad Link [Nucleus] Pad shall be 1/4" thick, linear, low density, rotationally molded, U.V. stabilized polyethylene with double wall construction, molded in 3/8" T-nut inserts and a textured surface. Supports and brackets shall be one piece all welded construction consisting of 5" OD x 12 GA, 1.660" OD 12 GA galvanized steel tubing and 8 GA galvanized sheet steel. Finished with a baked-on powder coating. Supports shall be one piece all welded construction consisting of 2 3/8" OD x 10 GA galvanized steel tubing and 8 GA stainless steel sheet. Finished with a baked-on powder coating. Chain shall be galvanized 4/0 straight link coil chain PVC coated. Clevis shall be 1018 steel.

FF. Energy Disc [Intensity] Hanging Rope Pod Top and Bottom shall be 1/2" extruded HDPE. Post with Arch shall be one piece all welded construction consisting of formed 5" OD x 12 GA galvanized steel tubing. Finished with a baked-on powder coating. Plate Weldment shall be one piece all welded construction consisting of 1.029" OD x 14 GA and 2 3/8" OD x 12 GA galvanized steel tubing and 8 GA galvanized steel plate. Finished with a baked-on powder coating. Brass spacer shall be 7/16" OD X .028" Wall. Rope assemblies shall consist of 6 right hand, regular lay strands, closed around a synthetic fiber core, with each preformed strand consisting of 8 galvanized steel wires tightly covered with multifilament polypropylene fibers, aluminum end connectors and ferrules secured with stainless steel screws and swaged in place.

GG. Evolution Arch Climber [Nucleus] shall consist of a main curved weldment that is one piece all welded construction consisting of 2 3/8" OD X 10 GA and 1.315" OD X 12 GA galvanized steel tubing, 7 GA stainless steel sheeting, 8 GA and 10 GA galvanized steel sheeting, 3/8" thick stainless steel tab, and 1.315" OD zinc-chromate steel round. Crossbars shall be one piece all welded construction consisting of 1.315" OD X 12 GA galvanized steel tubing, 8 GA galvanized steel plating, and 7 GA stainless steel sheeting. Brackets shall be one piece all welded construction consisting of 7 GA stainless steel sheeting with a 3/8" thick stainless steel tab or 10 GA galvanized steel plating. The rope to deck bracket shall be one piece all welded construction consisting of 8 GA galvanized steel sheeting and 3/8" thick stainless steel tab. A 1.029" OD X 14 GA galvanized steel tube shall be provided as a lifting bar only for means of installation. There shall be several plates that are 8 GA, 10 GA, 12 GA, or 16 GA galvanized steel plating. The mesh barrier shall be one piece all welded construction consisting of 9 GA galvanized steel wire. All metal parts shall be finished with a baked-on powder coating. Rope assemblies shall contain 20mm rope consisting of 6 right hand, regular lay strands, closed around a synthetic fiber core, with each preformed strand consisting of 8 galvanized steel wires tightly covered with polyester fibers and aluminum end connectors and ferrules. Panels shall be 3/4" co-extruded HDPE. All hardware shall be stainless steel.

HH. Fire Hose Climber [Nucleus] shall be an assembly consisting of 3/4" co-extruded and 3/4" extruded H.D.P.E., 1/2" extruded H.D.P.E., a full color graphic printed on 3mm DiBond, fire hose climber attachment plate, fire hose climber support, and stainless steel hardware. Attachment plate shall be 10 GA galvanized steel plate finished with a baked-on powder coating. Climber support shall be one piece all

welded 1.315" OD tubing w/ 10 GA sheet steel finished with a baked-on powder coating.

II. Fire Truck Sliding Pole [Nucleus] shall be an assembly consisting of 3/4" co-extruded H.D.P.E., a full color graphic printed on 3mm DiBond, stainless steel hardware, and 1.660" OD x 12 GA galvanized steel tubing finished with a baked-on powder coating.

JJ. Jungle Vine Climber [Nucleus, Voltage] Stone slope / steep peak support shall be one piece all welded 1.315" OD tubing w/ 10 GA sheet steel. Finished with a baked-on powder coating. Stone slope attachment plate shall be 10 GA. Galv. Sheet. Panel assembly, jungle vine shall be assembly consisting of: 3/4" extruded and co-extruded HDPE, zinc plated steel screws and 18-8 stainless steel flat and split lock washers. Tube 1.029" OD X 14 GA X 29 1/2" shall be formed from galvanized steel tubing of at least 1.029" OD x 14 GA wall. Finished with a baked-on powder coating. Hardware package shall be stainless steel.

KK. Lateral Post Link [Nucleus, Voltage] Weldment consisting of 1.029" OD x 14 GA and 1.315" OD x 12 GA galvanized tubing. Finished with a powder coat finish.

LL. Leaf Climber [Nucleus, Synergy, Voltage, Little Buddies] Climber shall be one piece all welded construction consisting of 1.660" OD x 12 GA and 1.315" OD x 14 GA galvanized steel tube and 10 GA galvanized steel plate finished with a baked-on powder coating. Leaf Step shall be cast aluminum alloy finished with a baked-on powder coating. Climber enclosure shall be 3/4" co-extruded HDPE, climber transition strip shall be 1/2" and tube, panel mounting shall be 1 3/4" SQ X 32"; 1 3/4" SQ X 12 GA galvanized steel tubing.

MM. Linking Ring Climber [Nucleus, Synergy, Voltage] shall be one piece all welded construction consisting of 1.660" OD x 12 GA and 1.315" OD x 14 GA galvanized steel tubing finished with a baked-on powder coating. Synergy stanchion crossbar shall be one-piece welded construction consisting of 1.315" OD galvanized tubing and 7 GA stainless steel brackets. Climber enclosure shall be 3/4" co-extruded HDPE and tube, panel mounting shall be 1 3/4" SQ X 32"; 1 3/4" SQ X 12 GA galvanized steel tubing.

NN. Linx Climber, and Linx Levitate Climber [Synergy] Climber shall be one piece, all welded construction consisting of 1.900" OD X 11 GA and 1.315" OD X 12 GA galvanized steel tubing, 7 GA stainless steel sheeting, and 10 GA galvanized steel sheeting finished with a baked-on powder coating. Panels shall be HDPE. Stainless steel hardware.

OO. Limber Ladder Rope Climber [Nucleus, Intensity] Rope Connection Bracket shall be one piece all welded construction consisting of a formed 3/16" stainless steel plate and an 8 GA galvanized steel sheet. Finished with a baked-on powder coating. Brass spacer shall be 7/16" OD X .028" Wall. Rope Assembly shall consist of 6 right hand, regular lay strands, closed around a synthetic fiber core, with each preformed strand consisting of 8 galvanized steel wires tightly covered with multifilament polypropylene

fibers, aluminum end connectors and ferrules secured with stainless steel screws and swaged in place.

PP. Loop Climber [Nucleus, Voltage] Climber shall be one piece all welded construction consisting of 1.900" OD x 11 GA and 1.315 OD x 14 GA galvanized steel tubing, and 10 GA galvanized steel plate. Finished with a baked-on powder coating.

QQ. Loop Rung Ladder Climber [Nucleus, Voltage, Little Buddies] Climber shall be one piece all welded construction consisting of 1.900" OD x 11 GA galvanized steel tubing, 1.315" OD x 14 GA galvanized steel tubing, and 10 GA galvanized steel plate. Finished with a baked-on powder coating.

RR. Manitou Climber [Nucleus, Synergy] climber body consisting of linear, low density, rotationally molded, U.V. stabilized polyethylene with single wall construction, molded in 3/8" T-nut inserts, and a textured outside surface. Mounting bracket consisting of one-piece welded construction 8 GA galvanized sheet steel finished with a baked-on powder coating. Footing tube shall be one-piece welded construction consisting of 1.90" OD X 11 GA galvanized steel tubing and a 12 GA galvanized steel cap finished with a baked-on powder coat.

SS. NaturePlay Rock Climber [Nucleus, Voltage] Rock shall be manufactured from Glass Fiber Reinforced Concrete (GFRC) with Alkali Resistant (AR) type glass fiber formulated for concrete. GFRC shall be 1,500 pounds per square inch in tension, 5,000 pounds per square inch in compression. GFRC is colored with an integral color, remainder of rock is sealed with a V-Seal. Final coloring is achieved with a latex stain formulated for concrete. Integrated rectangular tubing for lifting and anchoring is 7 GA low-carbon steel.

TT. Nimble Net Rope Climber [Intensity, Nucleus] Upper Support Tube and Side Support Tubes shall be one piece all welded construction consisting of formed 2 3/8" OD x 10 GA galvanized steel tubing, 7 GA stainless steel sheet and 8 GA galvanized steel plate. Finished with a baked-on powder coating. Rope Connection Bracket shall be one piece all welded construction consisting of a formed 3/16" stainless steel plate and an 8 GA galvanized steel sheet. Finished with a baked-on powder coating. Brass spacer shall be 7/16" OD X .028" Wall. Rope Assembly shall consist of 6 right hand, regular lay strands, closed around a synthetic fiber core, with each preformed strand consisting of 8 galvanized steel wires tightly covered with multifilament polypropylene fibers, aluminum end connectors and ferrules secured with stainless steel screws and swaged in place.

UU. Novo Hillside Arch Climber [Burke Basics]

Weldment, Novo Anchor 30 Deg shall be one piece all welded construction consisting of 2 3/8" OD X 11 GA galvanized steel tubing and 8 GA galvanized steel plate. Finished with a baked-on powder coating. Arch bike rack shall be one piece all welded construction consisting of 2 3/8" X 12 GA galvanized steel

tubing and 8 GA galvanized steel plating. Finished with a baked-on powder coating. Hardware shall be stainless steel.

VV. Novo Playful Furniture [Nucleus, Synergy]

1. Lil Novo [Synergy, Nucleus]

- a. Bean Bench, Seat panel shall be ¾" co-extruded HDPE. Seat frame shall be one piece all welded construction consisting of 3.5" OD X 11 GA galvanized tubing, 8 GA galvanized steel sheeting, and ¼" zinc-chromated HR steel sheeting. Finished with a baked-on powder coating. Hardware package shall be stainless steel and zinc-plated steel.
- b. Bean Table, Table panel shall be ¾" co-extruded HDPE. Table frame shall be one piece all welded construction consisting of 3.5" OD X 11 GA and 1.315" OD X 12 GA galvanized steel tubing, 8 GA and 12 GA galvanized steel sheeting, and 7 GA stainless steel sheeting. Finished with a baked-on powder coating. Hardware shall be stainless steel and zinc-plated steel.
- c. Bean Step, Seat panel shall be ¾" co-extruded HDPE. Seat frame shall be one piece all welded construction consisting of 3.5" OD X 11 GA galvanized tubing, 8 GA galvanized steel sheeting, and ¼" zinc-chromated HR steel sheeting. Finished with a baked-on powder coating. Hardware package shall be stainless steel and zinc-plated steel.

2. Novo Arc Bench [Nucleus]

- a. Bench seat shall be ¾" extruded HDPE. Bench seat shall be one piece all welded construction consisting of 1.315" OD x 14 GA galvanized tubing and 12 GA galvanized sheet steel. Post shall be one piece all welded construction consisting of 3 1/2" OD x 8 GA galvanized tubing and 12 GA galvanized sheet steel. Finished with a baked-on powder coating.

3. Novo Teardrop Counter [Nucleus]

- a. Novo counter top shall be ¾" extruded HDPE. Counter top shall be one piece all welded construction consisting of 1.315" OD x 12 GA galvanized tubing and 12 GA galvanized sheet steel. Post shall be one piece all welded construction consisting of 5" OD x 11 GA galvanized tubing and 12 GA galvanized sheet steel. Finished with a baked-on powder coating. Hardware package shall be stainless steel and zinc-plated steel.

WW. Odyssey Deck Link & Odyssey Deck Link Center Mount [Nucleus] Odyssey deck link shall be one piece all welded construction consisting of 1.315 OD x 12 GA galvanized steel tubing, 10 GA galvanized steel plate and 7 GA stainless steel plate. Finished with a baked-on powder coating. Center mount enclosure shall be one piece all welded construction consisting of 3 1/2" OD x 11 GA, 1.315" OD x 12 GA & 1.029" OD X 14 GA galvanized steel tubing, and 10 GA galvanized sheet. 3 1/2" aluminum post cap and rivets. Finished with a baked-on powder coating.

XX. Odyssey Single & Double Post Link [Nucleus, Synergy, Voltage] Weldment consisting of formed 1.315" OD x 12 GA galvanized tubing and 7 GA stainless steel brackets. Finished with a baked-on powder coat finish.

YY. Ovistep Launch Pad and Synergy Launch Pad [Nucleus, Intensity, Synergy] Landing panel consists of 3/4" co-extruded HDPE. The bracket is one piece all welded construction consisting of 10 GA galvanized sheet steel, 7 GA stainless steel sheet and 1.315" OD x 12 GA galvanized steel tubing. Finished with a baked-on powder coating. Stainless steel hardware.

ZZ. Petal Step Climber [Nucleus, Synergy] One piece all welded construction consisting of 1.660" OD x 12 GA, 1.315" OD x 12 GA galvanized steel tubing and 8 GA galvanized steel plates finished with a baked-on powder coating, 3/4" co-extruded HDPE steps and stainless steel hardware.

AAA. Platform Ladder [Nucleus] Ladder panel shall be 3/4" co-extruded HDPE. Hardware package shall be stainless steel screws, nuts & washers.

BBB. Plexus Climber Post Attachment [Synergy] Post bracket shall be one piece all welded construction consisting of 2 3/8" OD x 12 GA galvanized steel tubing and formed 7 GA stainless steel plates. Finished with a baked-on powder coating. Hardware package shall be stainless steel, and aluminum rivets with stainless steel pins.

CCC. Plexus Hole Climber [Nucleus, Synergy] shall be a one-piece welded construction consisting of 2.375" OD x 10 GA or 2.375" OD x 12 GA and 1.315" OD x 12 GA galvanized tubing, 12 GA galvanized steel plate and nut inserts. Finished with a baked-on powder coat. 3/4" Extruded HDPE panels and post caps, stainless steel hardware.

DDD. Plexus Step Climber [Nucleus, Synergy] shall be a one-piece welded construction consisting of 2.375" OD x 10 GA and 1.315" OD x 12 GA galvanized tubing, 12 GA galvanized steel plate and nut inserts. Finished with a baked-on powder coat. 3/4" Extruded HDPE post caps, stainless steel hardware. Pad shall be 1/4" thick, linear, low density, rotationally molded, U.V. stabilized polyethylene with double wall construction, molded in 3/8" T-nut inserts and a textured surface. Stainless steel hardware.

EEE. Plexus Tangle Climber, Rung Climber [Nucleus, Synergy] shall be a one-piece welded construction consisting of 2.375" OD x 10 GA and 1.315" OD x 12 GA galvanized tubing, 12 GA galvanized steel plate and nut inserts. Finished with a baked-on powder coat. 3/4" Extruded HDPE post caps, stainless steel hardware.

FFF. Podstep Climber 48"-56", 64"-72" [Nucleus, Intensity] Cross brace assembly shall consist of a one piece all welded construction upper brace of 1.900" OD x 11 GA galvanized steel tubing, 1.563" x 13 GA galvanized steel tubing, 8 GA mounting brackets and formed plate, and a cross brace consisting of a one piece all welded construction 1.900" OD x 11 GA galvanized steel tubing and 8 GA mounting brackets, both finished with a baked-on powder coating. Center mount enclosure is a one piece

all welded construction consisting of 3 1/2" OD x 11 GA, 1.315" OD x 12 GA & 1.029" OD X 14 GA galvanized steel tubing, and 10 GA galvanized sheet. 3 1/2" aluminum post cap and rivets. Finished with a baked-on powder coating. Climber pods shall be 1/4" thick, linear, low density, rotationally molded, U.V. stabilized polyethylene with double wall construction. Climber pod mounts shall be one piece all welded construction consisting of formed 1.315" OD x 12 GA galvanized steel tubing, 10 GA galvanized steel sheet. Finished with a baked-on powder coating. Rope assemblies shall consist of 6 right hand, regular lay strands, closed around a synthetic fiber core, with each preformed strand consisting of 8 galvanized steel wires tightly covered with multifilament polypropylene fibers. Aluminum grip, end connectors, and ferrules with stainless steel screws. Chain shall be 3/8" diameter galvanized 4/0 straight link coil chain, PVC coated after fabrication. Anchor tubes shall be 1.315" OD x 12 GA galvanized steel tubing.

GGG. Podstep Link [Nucleus, Intensity] Crossbeam supports are one piece all welded construction consisting of 2.375" OD x 10 GA galvanized steel tubing, 8 GA mounting brackets. Finished with a baked-on powder coating. Climber pods shall be 1/4" thick, linear, low density, rotationally molded, U.V. stabilized polyethylene with double wall construction. Climber pod mounts shall be one piece all welded construction consisting of formed 1.315" OD x 12 GA galvanized steel tubing, 10 GA galvanized steel sheet. Finished with a baked-on powder coating. Rope assemblies shall consist of 6 right hand, regular lay strands, closed around a synthetic fiber core, with each preformed strand consisting of 8 galvanized steel wires tightly covered with multifilament polypropylene fibers. Aluminum grip, end connectors, and ferrules with stainless steel screws. Chain shall be 3/8" diameter galvanized 4/0 straight link coil chain, PVC coated after fabrication. Anchor tubes shall be 1.315" OD x 12 GA galvanized steel tubing.

HHH. Pod Walk Climber [Nucleus, Synergy, Voltage, Little Buddies] Pod walk top shall be formed 1/8" sheet steel with studs welded into place. PVC coated after fabrication. Support shall be one piece all welded construction consisting of 2 3/8" OD x 12 GA galvanized steel tubing and 10 GA galvanized steel plate. Hand support (where applicable) shall be formed 1.660" OD x 12 GA galvanized steel tubing. Finished with a baked-on powder coating. Climber enclosure shall be one-piece welded construction consisting of 1.315" OD galvanized tubing, 7 GA stainless steel brackets and Zinc-plated steel nut insert. Synergy side enclosure shall be one-piece welded construction consisting of 1.315" OD galvanized tubing and 7 GA stainless steel brackets.

III. Power Peak W/ Out Panels [Nucleus, Synergy, Intensity, Voltage] Shall be one piece all welded construction consisting of formed 2 3/8" OD x 10 GA galvanized steel tubing, 7 GA stainless steel sheet and 1.315" OD X 12 GA galvanized steel tubing. Finished with a baked-on powder coating. Hardware package shall be stainless steel.

JJJ. Power Peak W/ Panels [Nucleus, Synergy, Intensity, Voltage] Shall be one piece all welded construction consisting of formed 2 3/8" OD x 10 GA galvanized steel tubing, 7 GA stainless steel sheet, 10 GA galvanized steel sheet and 1.315" OD X 12 GA

galvanized steel tubing. Finished with a baked-on powder coating. Panels shall be 3/4" Extruded H.D.P.E. Hardware packages shall be stainless steel screws and washers.

KKK. Power Pipes and Power Pipes 2-5 [Intensity, Synergy, Nucleus] One piece all welded construction consisting of formed 1.600" OD x 12 GA galvanized steel tubing and 7 GA stainless steel sheet. Finished with a baked-on powder coating.

LLL. Ridge Point Climber [Nucleus, Voltage, Synergy, Intensity] shall be one piece all welded construction consisting of formed 2 3/8" OD x 10 GA & 1.315 OD x 14 GA galvanized steel tubing, 7 GA stainless steel sheet and 8 GA galvanized steel plate. Fin support shall be one piece all welded construction consisting of formed 2 3/8" OD x 10 GA galvanized steel tubing, 7 GA stainless steel sheet and 10 GA galvanized steel sheet. Panel bracket shall be one-piece welded construction consisting of a 7 GA formed stainless steel bracket and an 8 GA galvanized steel plate. Finished with a baked-on powder coating. Panels shall be 3/4" Extruded HDPE. Flat panel casting shall be A356-T6 Aluminum, Heat- Treated. Finished with baked on powder coating. Hardware packages shall be stainless steel.

MMM. Ring Mountain Climber [Nucleus, Voltage] Climber shall be one piece all welded construction consisting of 1.315" OD x 14 GA & 1.900" OD x 11 GA galvanized steel tubing, and 10 GA galvanized steel plate. Finished with a baked-on powder coating.

NNN. Rock Climber [Nucleus, Voltage] Climber shall be linear, low density, rotationally molded, U.V. stabilized, polyethylene, .250" thick double wall construction with molded in 3/8" T-nut inserts and textured surface. Support shall be one piece all welded construction consisting of 2 3/8" OD x 12 GA galvanized steel tubing and 10 GA galvanized steel plate. Finished with a baked-on powder coating after fabrication.

OOO. Rock Crawl Climber [Nucleus, Voltage, Little Buddies], Bulldozer Rock Crawl Climber [Little Buddies] Rock Crawl platform shall be one piece all welded construction consisting of 12 GA HRPO sheet steel. PVC coated after fabrication. Side Guards shall be manufactured of 3/4" extruded high-density polyethylene. Rock Climbing Holds shall be manufactured of polyester resin. Anchor Tubes shall be 1.315" OD x 12 GA galvanized steel tube. Finished with a baked-on powder coating.

PPP. Rocking Catamaran Crossing [Nucleus, Voltage] consists of end supports, cross beam and molded urethane rods assembled together. The main tread surfaces are attached to formed plates on the cross beam. PVC coated chain constructed of 4/0 straight links is attached overhead using 1018 steel clevises attaching the chain to the chain support beams.

1. End supports shall be one piece, all welded construction consisting of 10 GA galvanized sheet steel, 8 GA galvanized sheet steel and 1.75" square tubing. Finished with a baked-on powder coating.
2. Cross beam shall be one piece, all welded construction consisting of 10 GA galvanized sheet steel, 3" square x 11 GA galvanized steel tubing, and 2.375"

diameter x 12 GA galvanized tubing. Finished with a baked-on powder coating.

3. The main tread surface shall consist of one piece all welded construction consisting of 14 GA HRPO punched steel. PVC coated after fabrication.
4. The chain support beams are all one-piece welded construction consisting of stainless steel plate, 12 GA 2.375" OD galvanized steel tube, and malleable iron grade 32510 support pins.

QQQ. RockIt climbers [Intensity, Nucleus, Voltage]

1. Curved ladders shall be weldment consisting of 2 formed channels, 10 gage galvanized steel, and formed rungs, 1.029" OD tubing. Finished with a baked on powdercoat.
2. End ladders shall be weldment consisting of formed channels, 10 gage galvanized steel, formed rungs, 1.029" OD tubing and formed 3/16" stainless steel attachment plate. Finished with a baked on powdercoat.
3. Offset, Curved and End panel assemblies shall be 1/4" thick, linear, low density, rotationally molded, U.V. stabilized polyethylene with double wall construction, molded in 3/8" T-nut inserts, and a textured surface. Molded professional grade rock climbing hold with stainless steel washers attached with stainless steel bolts.
4. End Support shall be weldment consisting of 10 gage galvanized plate welded to 2.375" OD galvanized tube. Finished with a baked-on powder coat.
5. Grab Bar Cap shall be weldment consisting of formed channel, 10 gage galvanized steel and formed rung, 1.029" OD tubing. Finished with a baked on powdercoat.
6. Channel posts (Z and U) shall be formed channel, 10 gage galvanized steel. Finished with a baked on powdercoat. Cover plates shall be 10 gage galvanized steel plate. Finished with a baked on powdercoat. Anchor rods shall be 3/8" Diameter steel rod.

RRR. Rope Link Climber [Nucleus, Voltage] Rope Climber Support Brackets shall be one piece all welded construction consisting of 10 GA and 8 GA galvanized steel plate. Finished with a baked-on powder coating. Brass spacer shall be 7/16" OD X .028" Wall. Rope Assembly shall consist of 6 right hand, regular lay strands, closed around a synthetic fiber core, with each preformed strand consisting of 8 galvanized steel wires tightly covered with multifilament polypropylene fibers, aluminum end connectors and ferrules secured with stainless steel screws and swaged in place.

SSS. Rugged Ridge [Nucleus, Intensity, Voltage] Climbing panels shall be 1/2" extruded HDPE. Flat panel castings shall be A356-T6 aluminum, heat-treated finished with baked on powder coating. Hardware packages shall be stainless steel.

TTT. Rung Ladder [Nucleus, Voltage] Ladder shall be one piece all welded construction consisting of 1.315" OD x 14 GA & 1.315" OD x 12 GA galvanized tubing, and 10 GA galvanized plate. Finished with a baked-on powder coating.

UUU. Satellite Climber [Nucleus, Synergy, Voltage] Ring platform, ring spacer, ring cap, and handhold shall be linear, low density, rotationally molded, U.V. stabilized, polyethylene, .250" thick double wall construction with textured outside surfaces. Uprights shall be 3" square x 11 GA galvanized steel. Upright collar shall be 4" sq. x 1" x .250" wall aluminum extruded tube finished with a baked on black powder coating.

VVV. Saturn Climber [Nucleus, Voltage, Synergy] Climber shall be one piece all welded construction consisting of 1.660" OD x 12 GA, 1.315" OD x 14 GA, & 1.029" OD x 14 GA galvanized steel tubing. Synergy stanchion crossbar shall be one-piece welded construction consisting of 1.315" OD galvanized tubing and 7 GA stainless steel brackets. Climber enclosure shall be ¾" co-extruded HDPE, climber transition strip shall be ½" extruded HDPE and tube, panel mounting shall be 1 ¾" SQ X 32"; 1 ¾" SQ X 12 GA galvanized steel tubing. Finished with a baked-on powder coating.

WWW. Shasta Climber [Nucleus] One piece all welded construction consisting of 1.315" OD x 12 GA galvanized steel tubing, and 7 GA stainless steel sheet finished with a baked-on powder coating and stainless steel hardware.

XXX. Ship Bow Climbers and Ship Bow Climbers w/ Custom Image [Nucleus] shall be manufactured of ¾" co-extruded HDPE, a full color graphic printed on 3mm DiBond, one piece all welded construction offset enclosure consisting of 1.315" OD x 14 GA, 1.315" OD x 12 GA, and 1.029" OD x 14 GA galvanized steel tubing, and 10 GA sheet steel; finished with a baked on powder coating, one piece all welded construction grab bar consisting of 1.029" OD x 14 GA galvanized steel tubing and formed 3/16" stainless steel plates; finished with a baked on powder coating, one piece all welded construction bow climber consisting of 1.660" OD x 12 GA & 1.315" OD x 12 GA galvanized steel tubing and 12 GA steel; finished with a baked on powder coating, three piece construction curved post assembly consisting of 5" OD tubing & cast aluminum; finished with a baked on powder coating, stainless steel hardware, and aluminum rivets.

YYY. Side Stepper Climber [Nucleus, Voltage] Climber shall be one piece all welded construction consisting of 1.900" OD x 11 GA and 1.029" OD x 14 GA galvanized steel tubing, and 10 GA galvanized steel plate. Finished with a baked-on powder coating.

ZZZ. Snake Climber [Nucleus, Synergy, Voltage] Climber shall be one piece all welded construction consisting of 1.660" OD x 12 GA and 1.029" OD x 14 GA galvanized steel tubing. Synergy stanchion crossbar shall be one-piece welded construction consisting of 1.315" OD galvanized tubing and 7 GA stainless steel brackets. Climber enclosure shall be ¾" co-extruded HDPE, climber transition strip shall be ½" extruded

HDPE and tube, panel mounting shall be 1 3/4" SQ X 32"; 1 3/4" SQ X 12 GA galvanized steel tubing. Finished with a baked-on powder coating.

AAAA. Spider, 96", Deck to Deck [Nucleus, Intensity, Voltage] Rope assembly, spider net S5 shall be rope consisting of 6 right hand, regular lay strands, closed around a synthetic fiber core, with each preformed strand consisting of 8 galvanized steel wires tightly covered with multifilament polypropylene fibers. Aluminum end connectors and ferrules with stainless steel screws. Top beam, spider web shall be one piece all welded construction consisting of formed 2 7/8" OD x 8 GA galvanized steel tubing, 7 GA stainless steel sheet and 8 GA galvanized steel sheet finished with a baked-on powder coating. Bracket, rope connection shall be one piece all welded construction consisting of a formed 3/16" stainless steel plate and a 8 GA galvanized steel sheet. Finished with a baked-on powder coating. Hardware package shall be stainless steel screws & washers and black thermoplastic. Brass spacer 7/16" OD x 1 1/4" shall be brass tube 7/16" OD x .028" wall.

BBBB. Spiral Climber [Voltage] Top section, bottom section, trim strip shall be linear, low density, rotationally molded, U.V. stabilized, .250" thick polyethylene with double wall construction with molded in longitudinal ribs and 3/8" T-nut inserts, and textured outside surfaces. Support post shall be 3 1/2" OD x 11 GA galvanized steel tubing finished with a baked-on powder coating. Short support tube shall be one piece all welded construction consisting of 1.315" OD x 14 GA galvanized steel tubing, screw, and washer. Finished with a baked-on powder coating. Extension shall be 1.315" OD x 14 GA galvanized steel tubing. Exit support shall be one piece all welded construction consisting of 10 GA galvanized steel plate and 1.315" OD x 14 GA galvanized steel tubing. Finished with a baked-on powder coating.

CCCC. Steep Peak and Stone Slope Climber [Nucleus, Voltage, Little Buddies] Panels shall be manufactured of 1/2" or 3/4" extruded high-density polyethylene. Rock Climbing Holds shall be manufactured of polyester resin. Support Posts and rungs shall be fabricated of 1.315" OD x .08" wall, 1.029 OD x .07 wall galvanized steel tube and finished with a baked-on powder coating after fabrication.

DDDD. Staggered Pod Walk Climber [Synergy] Pod walk top shall be formed 1/8" sheet steel with studs welded into place. PVC coated after fabrication. Support shall be one piece all welded construction consisting of 2 3/8" OD x 12 GA galvanized steel tubing and 10 GA galvanized steel plate. Hand support (where applicable) shall be formed 1.660" OD x 12 GA galvanized steel tubing. Finished with a baked-on powder coating. Climber enclosure shall be one-piece welded construction consisting of 1.315" OD galvanized tubing, 7 GA stainless steel brackets and Zinc-plated steel nut insert. Synergy side enclosure shall be one-piece welded construction consisting of 1.315" OD galvanized tubing and 7 GA stainless steel brackets.

FFFF. Step Up Deck – 96" Double Viper [Nucleus] 24" transition ladder shall be 3/4" HDPE. Wood planks shall be 3/4" recycled HDPE. Barrier supports shall be one

piece all welded construction consisting of 1.315" OD x 12 GA galvanized steel tubing and formed 7 GA stainless steel plates and 3/8" threaded inserts, finished with a baked-on powder coating. Viper II platform extension shall be welded platform 12 gage shell and gussets, finished with PVC coating. Platform extension support shall be welded construction consisting of formed 2.375" OD x 12 GA galvanized steel tubing and 10 GA galvanized steel plate, finished with a baked-on powder coating. Grab bar shall be one piece all welded construction consisting of 1.315" OD x 12 GA galvanized steel tubing and formed 7 GA stainless steel plates finished with a baked-on powder coating. Upper posts shall be an assembly consisting of 3 1/2" OD x 11 GA galvanized steel tubing, 1/4" wall cast aluminum cap, and 1/8" x 15/32" aluminum drive rivets. Tubing and cap finished with a baked-on powder coating. Hardware package shall be stainless steel.

EEEE. Step Up Deck – 96" Slide [Nucleus] 24" transition ladder shall be 3/4" HDPE. Wood planks shall be 3/4" recycled HDPE. Slide platform extension shall be welded platform 12 gage shell and gussets finished with PVC coating. Enclosure frames shall be one piece all welded construction consisting of 1.315" OD x 12 GA galvanized steel tubing and formed 7 GA stainless steel plates, SS threaded plug and 3/8" threaded inserts finished with a baked-on powder coating. Support tube shall be one piece all welded construction consisting of 1.315" OD x 12 GA galvanized steel tubing, 10 GA galvanized plates and 3/8" threaded inserts finished with a baked-on powder coating. Platform extension support shall be welded construction consisting of formed 2.375" OD x 12 GA galvanized steel tubing and 10 GA galvanized steel plate finished with a baked-on powder coating. Grab bar shall be one piece all welded construction consisting of 1.315" OD x 12 GA galvanized steel tubing and formed 7 GA stainless steel plates finished with a baked-on powder coating. Hardware package shall be stainless steel hardware.

FFFF. Strength Stepper [Intensity, Nucleus] Stepper shall be 1/4" thick, linear, low density, rotationally molded, U.V. stabilized polyethylene with double wall construction, molded in 3/8" T-nut inserts and a textured surface. Supports shall be one piece all welded construction consisting of 2.375" OD x 12 GA, 1.900" OD x 11 GA, 1.029" OD x 14 GA, 1.315" OD x 12 GA galvanized steel tubing and 7 GA SS plate. Finished with a baked-on powder coating. Handrails shall be one piece all welded construction consisting of 1.029" OD x 14 GA, 1.315" OD x 12 GA, and 1.900" OD x 11 GA galvanized steel tubing. Finished with a baked-on powder coating.

GGGG. Taktiks climbers [Intensity, Nucleus] [Taktiks Bolt Climber; Taktiks, Tall Rope Wall; Taktiks Tangle Climber; Taktiks Crescent Climber; Taktiks Trestle Climber; Taktiks Bow Climber; Taktiks, Short Rope Wall; Taktiks Trail Climber] Rope shall consist of 6 right hand, regular lay strands, closed around a synthetic fiber core, with each preformed strand consisting of 8 galvanized steel wires tightly cover with polyester fibers. Aluminum grip, end connectors, and ferrules with stainless steel screws. Anchor Tube shall be 1.315" OD x 12 GA galvanized steel tubing. Galvanized 4/0 Chain 12" made of galvanized 4/0 straight coil chain. Arched Beams shall be one

piece all welded construction consisting of formed 2 3/8" OD x 10 GA galvanized steel tubing, 7 GA stainless steel sheet and 8 GA galvanized steel plate. Finished with a baked-on powder coating. Disc Mounts shall be one piece all welded construction consisting of formed 1.315" OD x 12 GA galvanized steel tubing, 10 GA stainless steel sheet. Finished with a baked-on powder coating. Rope Platforms, as well as Tube Climber, shall be one piece all welded construction consisting of formed 1.135" OD x 12 GA galvanized steel tubing, 10 GA stainless steel sheet. Finished with a baked-on powder coating. Pods will consist of 1/4" thick, linear, low density, rotationally molded, U.V. stabilized polyethylene with double wall construction. Brass Spacer shall be Brass Tube 7/16" OD x .028" Wall. Hardware shall be stainless steel and black thermoplastic.

HHHH. Trango Climber [Synergy, Nucleus] Post to Post weldment, vine climber shall be one piece all welded construction consisting of 1.660" OD X 12 GA & 1.315" OD X 12 GA galvanized steel tubing. Bracket vine climber connection shall be one piece all welded construction consisting of formed 7 GA stainless steel sheet and 8 GA galvanized sheet. Rope assembly tab to tab 84 11/16" shall be rope consist of 6 right hand, regular lay strands, closed around a synthetic fiber core, with each preformed strand consisting of 8 galvanized steel wires tightly covered with polyester fibers. Aluminum end ferrules with stainless steel screws. Bracket, yoke connection 1 3/4" X 7/4" shall be one piece all welded construction consisting of 3/8" thick stainless steel and formed 7 GA stainless steel sheet. Finished with a baked-on powder coating.

III. Transition Climber [Synergy] Grab bar one-piece welded construction consisting of 1.315" OD galvanized tubing and 7 GA stainless steel brackets. Finished with a baked-on powder coat. Transition climber shall be 1/2" or 3/4" extruded HDPE. Hardware package shall be stainless steel.

JJJ. Transition Rung Ladder [Nucleus, Voltage] Ladder shall be one piece all welded construction consisting of 1.315" x 14 GA galvanized steel tubing, and 14 GA galvanized steel plate. Finished with a baked-on powder coating.

KKKK. Transition Ladder [Nucleus] Ladder shall be 3/4" extruded H.D.P.E. Enclosure shall be one piece all welded construction consisting of 1.315" OD x 14 GA, 1.315" OD x 12 GA, and 1.029" OD x 14 GA galvanized steel tubing, and HDPE threaded inserts, connected to posts with cast aluminum KoreKconnect™ clamp castings, finished with a baked-on powder coating.

LLLL. Tree Branch Climber [Nucleus, Synergy, Intensity] Climbers consist of one piece all welded construction consisting of formed 1.315" x 12 GA galvanized steel tubing, and 7 GA stainless steel plate. Finished with a baked-on powder coating.

MMMM. Tree Climber [Nucleus, Synergy, Voltage] Ring spacer, ring cap, sleeve, and handhold shall be linear, low density, rotationally molded, U.V. stabilized, polyethylene, .250" thick double wall construction with textured outside surfaces. Uprights shall be 3" square x 11 GA galvanized steel. Upright collar shall be 4" sq. x 1" x .250" wall aluminum extruded tube finished with a baked on black powder coating. Spacer shall be 1/2" extruded HDPE. Climber shall be 3/4" co-extruded HDPE, and

climber transition strip shall be ½" extruded HDPE. Tube panel mounting 1 ¾" SQ X 32" shall be 1 ¾" SQ X 12 GA galvanized steel tubing.

NNNN. Trigon Arch [Nucleus, Voltage] Triangle climb through shall be a minimum of .22" thick, linear, low density, rotationally molded, U.V. stabilized polyethylene with double wall construction and a textured outside surface. Brackets shall be one piece all welded construction consisting of 8 and 10 GA galvanized steel; finished with a baked-on powder coating. Arched beam shall be one piece all welded construction consisting of formed 2 3/8" OD x 10 GA galvanized steel tubing, 7 GA stainless steel formed plate and 8 GA galvanized steel plate; finished with a baked-on powder coating. ¾" OD rod shall be stainless steel. Double clevis rope assembly shall consist of 6 right hand, regular lay strands, closed around a synthetic fiber core, with each preformed strand consisting of 8 galvanized steel wires tightly covered with multifilament polypropylene fibers. Aluminum end connectors and ferrules. Lower rope assembly shall consist of 6 right hand, regular lay strands, closed around a synthetic fiber core, with each preformed strand consisting of 8 galvanized steel wires tightly covered with multifilament polypropylene fibers. Aluminum end connectors and ferrules with stainless steel threaded rods and screws. Brass tube shall be 7/16" OD with a .028" wall thickness. Hardware package shall consist of stainless steel hardware and black thermoplastic shims.

OOOO. Trigon Arch GL [Nucleus, Synergy, Intensity] Triangle climb through shall be a minimum of .22" thick, linear, low density, rotationally molded, U.V. stabilized polyethylene with double wall construction and a textured outside surface. Brackets shall be one piece all welded construction consisting of 8 and 10 GA galvanized steel; finished with a baked-on powder coating. Arched beam shall be one piece all welded construction consisting of formed 2 3/8" OD x 10 GA galvanized steel tubing, 7 GA stainless steel formed plate and 8 GA galvanized steel plate; finished with a baked-on powder coating. ¾" OD rod shall be stainless steel. Rope assembly shall consist of 6 right hand, regular lay strands, closed around a synthetic fiber core, with each preformed strand consisting of 8 galvanized steel wires tightly covered with multifilament polypropylene fibers. Aluminum end connectors and ferrules, stainless steel U-bolts. Chain shall be galvanized 4/0 straight link coil chain. Anchor tube shall be 1.315" OD x 12 GA galvanized steel tubing. Brass Spacer shall be 7/16" OD X .028" wall thickness. Spacer 1.13" OD X .25" shall be ¼" Nylatron GS. 5/16" Shackle with a 3/8" X 1 1/2" bolt. Hardware package shall consist of stainless steel hardware and black thermoplastic shims.

PPPP. Trigon Tower [Burke Basics, Intensity, Nucleus] Triangle climb through shall be a minimum of .22" thick, linear, low density, rotationally molded, U.V. stabilized polyethylene with double wall construction and a textured outside surface. End bracket shall be formed 10 GA galvanized sheet steel; finished with a baked-on powder coating. Rope connection bracket shall be one piece all welded construction consisting of a formed 3/16" stainless steel plate and 8 GA galvanized steel sheet; finished with a baked-on powder coating. Triangle top weldment shall be one piece all welded construction consisting of 2.375" OD x 10 GA galvanized steel tubing and 7 GA SS formed plates; finished with a baked-on powder coating. Timble and stop rope

assembly shall consist of 6 right hand, regular lay strands, closed around a synthetic fiber core, with each preformed strand consisting of 8 galvanized steel wires tightly covered with multifilament polypropylene fibers. Aluminum and stainless steel end connectors and ferrules. Brass tube shall be 7/16" OD with a .028" wall thickness. 3/4" OD rod and 1/2" u-bolt shall both be stainless steel. Hardware package shall consist of stainless steel hardware and black thermoplastic shims.

QQQQ. Twist Net Climber [Nucleus, Synergy, Voltage] shall consists of 6 right hand, regular lay strands, closed around a synthetic fiber core, with each preformed strand consisting of 8 galvanized steel wires tightly covered with multifilament polypropylene fibers, aluminum end connectors and ferrules with stainless steel screws. Black thermoplastic shim, aluminum rivets and brass tube 7/16" OD X .028" Wall. Offset enclosure shall be one piece all welded construction consisting of 1.315" OD x 14 GA, 1.315" OD x 12 GA, and 1.029" OD x 14 GA galvanized steel tubing, and 10 GA sheet steel. Finished with a baked-on powder coating. Rope Connection Bracket shall be one piece all welded construction consisting of a formed 3/16" stainless steel plate and an 8 GA galvanized steel sheet. Finished with a baked-on powder coating. Anchor Tube shall be 1.315" OD x 12 GA galvanized steel tubing. Galvanized chain shall be 4/0 straight coil chain, 3/8" diameter.

RRRR. Twisting Traverse and Twisting Traverse 2-5 [Nucleus, Synergy, Intensity, Voltage] Beams shall be one piece all welded construction consisting of formed 2 3/8" OD x 12 GA galvanized steel tubing, 7 GA stainless steel sheet and 8 GA galvanized steel plate. Finished with a baked-on powder coating. Finished with a baked-on powder coating. Brass spacer 7/16" OD x 1 1/4" shall be brass tube 7/16" OD X .028" Wall. Rope Assembly shall consist of 6 right hand, regular lay strands, closed around a synthetic fiber core, with each preformed strand consisting of 8 galvanized steel wires tightly covered with multifilament polypropylene fibers, aluminum end connectors and ferrules secured with stainless steel screws and swaged in place. Intensity shim package shall be black thermoplastic. Hardware package shall be stainless steel.

SSSS. Verto Climber 3FS, 3, 2, 1 [Nucleus, Synergy, Intensity, Voltage] shall be one piece all welded construction consisting of formed 2 3/8" OD x 10 GA & 1.315 OD x 14 GA, 2 3/8" OD x 10 GA & 1.315 OD x 12 GA and galvanized steel tubing, 7 GA stainless steel sheet and 8 GA and 10 GA galvanized steel plate, finished with a baked-on powder coating. Panels shall be 3/4" Extruded HDPE. Hardware packages shall be stainless steel.

TTTT. Via Climber [Nucleus, Synergy] One piece all welded construction consisting of 1.900" OD X 11 GA galvanized steel side rails, 1.315" OD X 12 GA rungs and an 8 GA galvanized steel mounting plate finished with a baked-on powder coating and stainless steel hardware.

UUUU. Vital Vortex Climber [Intensity, Nucleus] Climber shall be a one piece all welded construction consisting of 1.029" OD and 1.660" OD X 14 GA galvanized steel tubing and 7 GA stainless steel sheet. Finished with a baked-on powder coating. Grab

Bar shall be a one piece all welded construction consisting of 1.029" OD x 14 GA galvanized steel tubing and formed 3/16" stainless steel plate. Finished with a baked-on powder coating.

VVVV. Wedge Climber [Nucleus, Voltage] Climber shall be one piece all welded construction consisting of 1.660" OD x 13 GA & 1.029" OD x 14 GA galvanized steel tubing, and 10 GA galvanized steel plate. Finished with a baked-on powder coating.

WWWW. Straight Wiggle Wall Climber [Nucleus, Voltage] Support beam shall be one piece all welded construction consisting of 2 3/8" OD x 10 GA & 2 7/8" OD x 8 GA galvanized steel tubing, and 7 GA HRPO steel plate. Finished with a baked-on powder coating. Main beams shall be one piece all welded construction consisting of 2 3/8" x 12 GA galvanized steel tubing and 1018 steel clevises. Finished with a baked-on powder coating. Hung from the clevises are one piece nets constructed of 4/0 straight link coil chain with 1.029" OD x .075" wall galvanized tube rungs crimped to the chain. PVC coated after fabrication. Anchors, which are used to secure the nets, are one piece all welded construction consisting of 2.375" OD x .109" wall galvanized tubing and 2 1/2" x 1 1/2" x 3/16" HRS angle. Finished with a baked-on powder coating after fabrication. End post is one piece all welded construction consisting of 2.375" OD x 12 GA galvanized steel tubing and post assembly consisting of 3 1/2" OD x 11 GA galvanized steel tubing, 1/4" wall cast aluminum cap, and 1/8" x 15/32" aluminum drive rivets. Finished with a baked-on powder coating.

XXXX. Wiggle Ladder Climber [Nucleus, Voltage] Climber weldment shall be one-piece welded construction consisting of 1.660" OD x 12 GA, 1.029" OD x 14 GA galvanized steel tubing and 10 GA galvanized steel plate. Finished with a baked-on powder coating after fabrication. Chain shall be galvanized 4/0 straight link coil chain with 1.029" OD x .075" wall galvanized tube rungs crimped to chain. PVC coated after fabrication. Anchor tube shall be 1.315" OD x 12 GA galvanized steel tubing. Finished with a baked-on powder coating

YYYY. Wiggle Watchtower [Nucleus] Half clamp shall be a formed 8 GA galvanized steel plate finished with a baked-on powder coating. Chain shall be galvanized 4/0 straight coil chain with PVC coating. Anchor tube shall be 1.315" OD x 12 GA galvanized steel tubing. Rings shall be one piece all welded construction consisting of 1.315" OD x 14 GA galvanized steel tubing with zinc plated steel nut inserts. Finished with a baked-on powder coating. Entrance rings shall be one piece all welded construction consisting of 1.315" OD x 14 GA galvanized steel tubing with zinc plated steel nut inserts, and 10 galvanized steel plate. Finished with a baked-on powder coating. Top beam shall be one piece all welded construction consisting of 2 3/8" OD x 10 GA & 1.315" OD x 12 GA galvanized steel tubing, 1/4" HR steel plate, and 1018 steel clevises. Finished with a baked-on powder coating.

ZZZZ. Wiggle Watchtower [Voltage] Chain shall be galvanized 4/0 straight coil chain with PVC coating. Anchor tube shall be 1.315" OD x 12 GA galvanized steel tubing. Rings shall be one piece all welded construction consisting of 1.315" OD x 14 GA galvanized steel tubing with zinc plated steel nut inserts. Finished with a baked-on

powder coating. Entrance rings and handholds shall be one piece all welded construction consisting of 1.315" OD x 14 GA galvanized steel tubing with zinc plated steel nut inserts, and 10 galvanized steel plate. Finished with a baked-on powder coating. Top beam shall be one piece all welded construction consisting of 2 3/8" OD x 10 GA & 1.315" OD x 12 GA galvanized steel tubing, 7 GA HRPO steel plate, and 1018 steel clevises. Finished with a baked-on powder coating.

AAAAA. Wild Web Rope Climber [Intensity, Nucleus] Arched Beam shall be one piece all welded construction consisting of formed 2 3/8" OD x 10 GA galvanized steel tubing, 7 GA stainless steel sheet and 8 GA galvanized steel plate. Finished with a baked-on powder coating. Rope Connection Bracket shall be one piece all welded construction consisting of a formed 3/16" stainless steel plate and an 8 GA galvanized steel sheet. Finished with a baked-on powder coating. Brass spacer shall be 7/16" OD X .028" Wall. Rope Assembly shall consist of 6 right hand, regular lay strands, closed around a synthetic fiber core, with each preformed strand consisting of 8 galvanized steel wires tightly covered with multifilament polypropylene fibers, aluminum end connectors and ferrules secured with stainless steel screws and swaged in place.

BBBBB. Wobbly Web, Net [Nucleus, Intensity] Rope assembly, wobbly web shall be rope consisting of 6 right hand, regular lay strands, closed around a synthetic fiber core, with each preformed strand consisting of 8 galvanized steel wires tightly covered with multifilament polypropylene fibers. Aluminum end connectors and ferrules with stainless steel screws. Plate shall be 10 GA galvanized steel plate finished with a baked-on powder coating. Panel shall be 3/4" co-extruded HDPE. Hardware package shall be stainless steel screws, nuts & washer and bronze bushings.

CCCCC. Zipper Climber [Nucleus, Voltage] Each side of climber shall be one piece all welded construction consisting of 1.900" OD x 11 GA & 1.029" OD x 14 GA galvanized steel tubing, and 10 GA galvanized steel plate. Finished with a baked-on powder coating.

DDDDD. Web Bolt Climber [Nucleus] Rope Climber Support Brackets shall be one piece all welded construction consisting of 10 GA and 8 GA galvanized steel plate. Finished with a baked-on powder coating. Brass spacer shall be 7/16" OD X .028" Wall. Rope Assembly shall consist of 6 right hand, regular lay strands, closed around a synthetic fiber core, with each preformed strand consisting of 8 galvanized steel wires tightly covered with multifilament polypropylene fibers, aluminum end connectors and ferrules secured with stainless steel screws and swaged in place.

2.10 Fitness

A. Arms N' Back [Nucleus] Climbing Walls shall be one piece all welded construction consisting of 10 GA x 2.375" OD galvanized tubing, 7 GA and 10 GA galvanized steel sheet. Finished with a baked-on powder coating. Overhead shall be one piece all welded construction consisting of 10 GA x 2.375" OD galvanized tubing, 1.315" OD x 14 GA galvanized embossed steel tubing, 7 GA and 10GA galvanized steel sheet and eight threaded inserts. Finished with a baked-on powder coating. Panels made of 3/4"

extruded HDPE. Bracket shall be one piece all welded construction consisting of 7 GA and 8 GA galvanized steel sheet. Finished with a baked-on powder coating. Fitness Grip to be made from Casted A356 aluminum, finished with a baked-on powder coating.

B. Balance Challenge [Nucleus] Steps made from ¾" extruded HDPE. Frame shall be one piece all welded construction consisting of 2 3/8" OD x 12 GA galvanized tubing, 10 GA and 14 GA galvanized plating. Finished with a baked-on powder coating. Hardware shall be stainless steel.

C. Block Up 8"-16" [Burke Basics] Insert made of ¾" extruded HDPE. Cap shall be one piece all welded construction consisting 12 GA sheet steel with studs welded into place. PVC coated after fabrication. Block Support shall be one piece all welded construction consisting of 2 3/8" OD x 12 GA galvanized steel tubing and 8 GA galvanized steel sheet. Finished with a baked-on powder coating. Hardware shall be stainless steel.

D. Block Up 20"-24" [Burke Basics] Insert made of ¾" extruded HDPE. Cap shall be one piece all welded construction consisting 12 GA sheet steel with studs welded into place. PVC coated after fabrication. Block Support shall be one piece all welded construction consisting of 2 3/8" OD x 12 GA galvanized steel tubing and 8 GA galvanized steel sheet. Finished with a baked-on powder coating. Hardware shall be stainless steel.

E. Bionic Balance [Fitness] One-piece welded construction consisting of 2 3/8" OD X 10 GA galvanized steel tubing and 1/4" HRS plates finished with a black E-coat and a baked-on powder coating, 1/4" HR steel plate finished with a baked-on powder coating, 3/4" textured HDPE, stainless steel hardware, 22mm OD spring steel finished with a baked-on powder coating, black nylon spacer and stamped CRS steel, annealed, finished with a baked-on powder coating.

F. Cargo Climber [Nucleus] Cap made from ½" extruded HDPE. Rope Assembly consists 6 right hand, regular lay strands, closed around synthetic fiber core, with each preformed strand consisting of 8 galvanized steel wires tightly covered with polyester fibers. Aluminum end connectors and ferrules with stainless steel screws. Horizontal Support shall be one piece all welded construction consisting of 2 3/8" OD x 12 GA galvanized steel tubing and 8 GA galvanized steel plating. Finished with a baked-on powder coating. Vertical Support shall be one piece all welded construction consisting of 2 3/8" OD x 12 GA galvanized steel tubing 2 3/8" OD x 12 GA galvanized steel swaged tubing and 10 and 12 GA galvanized steel plating. Finished with a baked-on powder coating. Hardware shall consist of stainless steel. Aluminum rivets with stainless steel pins. Stainless steel button head cap screws, washers. Brass tube. Black thermoplastic shim.

G. Chest Press [Invigorate]: ¾" co-extruded HDPE seat and backrest attached to a one-piece welded construction frame consisting of a 1/4" sheet steel zinc chromate coated base plate, 5" OD x 11 GA galvanized steel tubing, 1.66" OD x 12 GA galvanized steel

tubing, machined 1/4" and 3/8" sheet steel plates with a zinc chromate coating, 8 GA and 10 GA galvanized steel plates all finished with a baked-on powder coating. Moving arm is one-piece welded construction consisting of formed 1.66" OD X 11 GA galvanized steel tubing, 3/8" sheet steel plates with a zinc chromate finish and stainless steel threaded inserts all finished with a baked on powder coating/ 1/4" black HDPE spacers, galvanized steel and urethane torsion springs, zinc coated 1018 steel square shaft and stainless steel hardware.

H. Core Station [Nucleus] Insert made from 3/4" extruded HDPE. Bench Mount shall be one piece all welded construction consisting of 10 x 2.375" OD and 12 GA x 1.315" OD galvanized tubing, 12 GA and 7 GA galvanized steel sheet, and two stainless steel threaded inserts. Finished with a baked-on powder coating. Bench Cap shall be one piece all welded construction consisting of 12 GA x 1.660" OD galvanized steel tubing and threaded studs welded into place. PVC coated after fabrication. Bench Footer one piece all welded construction consisting of 12 Ga galvanized steel sheet, 11 GA x 1.900" OD galvanized tubing, 10 GA and 14 GA galvanized steel sheet. Finished with a baked-on powder coating. Fitness Grip made from Casted A356 aluminum, finished with a baked-on powder coating.

I. Elliptical [Invigorate]: Front support shall be one piece all welded construction consisting of 5" OD x 11 GA galvanized steel tubing, 1/4" HR steel sheeting, and 2 3/8" dia. steel rod zinc chromated, finished with a baked-on powder coating. Elliptical rear support revolution assembly shall contain welded frame, disc weldments, 1" dia. zinc-chromated steel shaft, radial ball bearings. Rear support frame shall be weldment consisting of 2 3/8" OD X 10 GA galvanized steel tubing, machined housing and 1/4" HR steel sheeting, zinc chromated and finished with a baked-on powder coating. Disc weldments shall be weldment consisting of 1/4" HR steel plate, machined pivots and housing, zinc chromated and finished with a baked-on powder coating. Foot and hand linkages shall be assemblies consisting of one piece all welded construction consisting of 1.66" OD X 12 GA galvanized steel tubing, 1.315" OD x 14 GA galvanized steel tubing, 2 3/8" pipe, and 8 GA galvanized steel sheeting, finished with a baked-on powder coating and radial ball bearings. Fitness grip casted of A356 aluminum, finished with a baked-on powder coating. HDPE washer shall be 1/4" Extruded HDPE. Invigorate foot pad shall be 8 GA HRPO welded sheet steel, finished with a PVC coating. Hardware package shall be stainless steel. Loctite is provided as a thread locker.

J. Frog Hop [Nucleus] Insert made of 3/4" Extruded HDPE. Rope Assembly consists 6 right hand, regular lay strands, closed around synthetic fiber core, with each preformed strand consisting of 8 galvanized steel wires tightly covered with polyester fibers. Aluminum end connectors and ferrules with stainless steel screws. Block Support shall be one piece all welded construction consisting of 2 3/8" OD x 12 GA galvanized steel tubing and 10 GA galvanized sheet steel. Finished with a baked-on powder coating. Block cap consists of one piece all welded construction consisting of 12 Ga galvanized sheet steel with studs welded into place. PVC coated after fabrication. Step Frame Shall be one piece all welded construction consisting of 1.029" x 14 GA galvanized steel tubing, 10 GA galvanized steel sheet with studs welded into place. Finished in a baked-

on powder coating. Beams shall be one piece all welded construction consisting of formed 2 3/8" x 10 GA galvanized steel tubing, 7 GA stainless steel sheet and 8 GA galvanized steel plate. Arched Beam shall be one piece all welded construction consisting of formed 2 3/8" x 10 GA galvanized steel tubing, 7 GA stainless steel sheet. Finished with a baked-on powder coating. Hardware shall consist of stainless steel and black thermoplastic.

K. High Stepper [Nucleus] Rope Assembly consists 6 right hand, regular lay strands, closed around synthetic fiber core, with each preformed strand consisting of 8 galvanized steel wires tightly covered with polyester fibers. Aluminum end connectors and ferrules with stainless steel screws. Bracket shall be one piece all welded construction consisting of a formed 7 GA stainless steel plate and an 8 GA galvanized steel sheet. Finished with a baked-on powder coating. Hardware shall consist of stainless steel. Stainless steel button head cap screws, washers. Brass tube. Black thermoplastic shim.

L. Jungle Pipeline [Nucleus] Parallel Bar shall be one piece all welded construction consisting of formed 1.900" OD x 11 GA galvanized steel tubing and 7 GA galvanized steel sheet. Hardware shall be stainless steel.

M. Lava Leap [Burke Basics] Large Insert made from 3/4" extruded HDPE. Large Cap shall be one piece all welded construction consisting of 2 3/8" OD x 12 GA galvanized steel plate. PVC coated after fabrication. Block Support shall be one piece all welded construction consisting of 2 3/8" OD x 12 GA galvanized steel tubing and 10 GA galvanized steel sheet. Finished with a baked-on powder coating. Hardware consists of SS washers and lock nuts.

N. Lift N' Row [Nucleus] Insert made from 3/4" extruded HDPE. Cap shall be one piece all welded construction consisting of 12 GA galvanized steel plate. PVC coated after fabrication. Leg Lift shall be one piece a welded construction consisting of 10 GA x 2.375" OD galvanized tubing and 7 GA galvanized steel sheet. Finished with a baked-on powder coating. Rowing station made up of one piece all welded construction consisting of 7 GA and 10 GA galvanized steel plate, 1.315" OD x 12 GA galvanized steel tubing, and 1.315" OD x 14 GA galvanized embossed steel tubing. Finished with a baked-on powder coating. Hardware shall be stainless steel.

O. Mighty Max [Nucleus] Cap made of 1/2" extruded HDPE. Rope Assembly consists of 6 right hand, regular lay strands, closed around a synthetic fiber core, with each preformed strand consisting of 8 galvanized steel wires tightly covered in polyester fibers. Aluminum end connectors and ferrules with stainless steel screws. Horizontal Support shall be one piece all welded construction consisting of 2 3/8" x 12 GA galvanized steel tubing and 8 GA galvanized steel plating. Finished with a baked-on powder coating. Vertical Support shall be one piece all welded construction consisting of 2 3/8" x 12 GA galvanized steel tubing, 2 3/8" x 12 GA galvanized steel swaged tubing, and 10 and 12 GA galvanized steel plating. Finish with a baked-on powder coating. Hardware shall consist of stainless steel. Aluminum rivets and stainless steel

pins. Stainless steel button head cap screws, washers. Brass tube. Black thermoplastic shim.

P. Mighty Might [Nucleus] Cap made of ½” extruded HDPE. Pipe Climber Shall be one piece all welded construction consisting of 2 3/8” x 12 GA galvanized steel tubing, 1.315” embossed steel tubing, and 12 GA galvanized steel plating. Finished with a baked-on powder coating. Hardware shall be stainless steel.

Q. Over Under [Nucleus] Panels made of ¾” extruded HDPE. High and Low Over Under should be one piece all welded construction consisting of 1.900” x 11 GA galvanized steel tubing and 10 GA galvanized steel plating. Finish with baked on powder coat. Hardware shall be stainless steel.

R. Parallel Bars [Nucleus] Parallel Bar made of one piece all welded construction consisting of formed 1.900” OD x 11 GA galvanized steel tubing and 7 GA galvanized steel sheet. Finished with a baked-on powder coating. Hardware shall be stainless steel.

S. Pipe Climber [Nucleus] Cap made from ½” extruded HDPE. Climber shall be one piece all welded construction consisting of 2 3/8” OD x 12 GA galvanized steel tubing, 1.315” embossed steel tubing, and 12 GA galvanized steel plating. Finished with a baked-on powder coating.

T. Plyo Block 8”-16” [Burke Basics] Insert made of ¾” extruded HDPE. Support shall be one piece all welded construction consisting of 2 3/8” OD x 12 GA galvanized steel tubing and 8 GA galvanized steel sheet. Finished with a baked-on powder coating. Cap shall be one piece all welded construction consisting of 12 GA galvanized sheet steel with studs welded into place. PVC coated after fabrication. Hardware shall be stainless steel.

U. Plyo Block 20”-24” [Burke Basics] Insert made of ¾” extruded HDPE. Support shall be one piece all welded construction consisting of 2 3/8” OD x 12 GA galvanized steel tubing and 8 GA galvanized steel sheet. Finished with a baked-on powder coating. Cap shall be one piece all welded construction consisting of 12 GA galvanized sheet steel with studs welded into place. PVC coated after fabrication. Hardware shall be stainless steel.

V. Pull-Up [Nucleus] Push Pull to be one piece all welded construction consisting of 10 Ga x 2.375” OD galvanized tubing, 1.315” OD x 14 GA galvanized embossed steel tubing and 7 GA galvanized steel sheet and three threaded inserts. Finished with a baked-on powder coating. Fitness Grip to be Casted A356 aluminum, finished with a baked-on powder coating.

W. Push-Up [Nucleus] Push Pull to be one piece all welded construction consisting of 10 Ga x 2.375” OD galvanized tubing, 1.315” OD x 14 GA galvanized embossed steel tubing and 7 GA galvanized steel sheet and three threaded inserts. Finished with a baked-on powder coating. Fitness Grip to be Casted A356 aluminum, finished with a baked-on powder coating.

X. Recumbent Bike [Nucleus] 3/4" co-extruded HDPE seat and backrest attached to a one piece welded construction frame consisting of a 1/4" sheet steel zinc chromate coated base plate, 5" OD x 11 GA galvanized steel tubing, 1.66" OD x 12 GA galvanized steel tubing, machined 1/4" and 3/8" sheet steel plates with a zinc chromate coating, 8 GA and 10 GA galvanized steel plates all finished with a baked-on powder coating, and post cap shall be 5" OD AL: A356 – Aluminum.

Recumbent bike crank support shall contain welded frame, disc weldments, 1" dia. zinc-chromated steel shaft, radial ball bearings. Support frame shall be weldment consisting of 2 3/8" OD X 10 GA galvanized steel tubing, machined housing and 1/4" HR steel sheeting, zinc chromated and finished with a baked-on powder coating. Disc weldments shall be weldment consisting of 1/4" HR steel plate, machined pivots and housing, zinc chromated and finished with a baked-on powder coating. HDPE washer shall be 1/4" Extruded HDPE. Pedal, recumbent bike shall consist of 3/4" Extruded HDPE with Texture. Hardware package shall be stainless steel. Loctite is provided as a thread locker.

Y. Stretch Beams [Nucleus] Stretch Bar shall consist of shall be one piece all welded construction consisting of formed 1.315" OD x 14 GA embossed galvanized steel tubing and 7 GA galvanized steel sheet. Finished with a baked-on powder coating. Hardware to be stainless steel.

Z. Strider [Invigorate] One-piece welded construction frame consisting of 5" OD X 11 GA galvanized steel tubing, 1.315" OD X 14 GA embossed galvanized tubing, 1/4" HRS base plate welded and finished with a baked-on powder coating. 1/4" black HDPE spacers, Leg assembly consisting of 1.9" OD X 11 GA galvanized steel tube, 8 GA formed galvanized plate finished with a baked-on powder coating. Sealed radial ball bearings with a chrome finish. Footpad consisting of 8 GA HRPO welded sheet steel, finished with a PVC coating. Acrylonitrile butadiene rubber spacers and 3/8" 1018 zinc chromated sheet steel end caps finished with a baked-on powder coating.

AA. Summit Bridge [Nucleus] Rope Assembly consists of 6 right hand, regular lay strands, closed around a synthetic fiber core, with each preformed strand consisting of 8 galvanized steel wires tightly covered in polyester fibers. Aluminum end connectors and ferrules with stainless steel screws. Bracket consists of one piece all welded construction consisting of 7 GA SS sheet and 8 GA galvanized steel plate. Finished with a baked-on powder coating. Support shall be one piece all welded construction consisting of 7 GA SS, 8 GA and 10 GA galvanized plating, and 1.990" OD x 11 galvanized steel tubing. Finished with a baked-on powder coating. Formed Tube made of 1.660" OD x 12 GA galvanized tubing. Finished with a baked-on powder coating. Rope Wall and Platform Panels made of 3/4" extruded HDPE. Anchor tube to be made of 1.315" OD x 12 GA galvanized steel tubing. Chain shall be 3/8" diameter, 4/0 straight coil chain. PVC coated after fabrication. S-Tube shall be one piece all welded construction consisting of 7 GA SS, 8 GA and 10 GA galvanized plating, and 1.660" OD x 12 GA galvanized steel tubing. Finished with a baked-on powder coating. Rope Climb and Platform Cap shall be one piece all welded construction consisting of 12 GA

HRPO steel sheet. PVC coated with textured traction surface after fabrication. Rail shall consist of one piece all welded construction consisting of 7 GA SS plate and 1.900" OD x 11 GA galvanized tubing. Finished with a baked-on powder coating. Arched Beam shall be one piece all welded construction consisting of 7 GA SS plate and 1.660" OD x 12 GA galvanized tubing. Finished with a baked-on powder coating. Brass Spacer made from Brass Tube 7/16" OD x .028" Wall. Hardware shall consist of stainless steel and black thermoplastic.

BB. Twinkle Toes [Nucleus] Rope Assembly consists of 6 right hand, regular lay strands, closed around a synthetic fiber core, with each preformed strand consisting of 8 galvanized steel wires tightly covered in polyester fibers. Aluminum end connectors and ferrules with stainless steel screws. Bracket consists of one piece all welded construction consisting of a formed 7 GA stainless steel plate and 8 GA galvanized steel sheet. Finished with a baked-on powder coating. Hardware shall be stainless steel and consist of stainless steel button head cap screws, washers. Brass tube. Black thermoplastic shim.

CC. Wall Clinger [Nucleus] Plank shall be 3/4" extruded HDPE. Tube shall consist of 1.660" x 12 GA galvanized tubing. Finished with a baked-on powder coating. Plank Cap shall be one piece all welded construction consisting of 12 GA galvanized sheet steel and a plank cap. Finished with a PVC coating. Beams shall be one piece all welded construction consisting of 1.900" x 11 GA galvanized steel tubing and 7 GA galvanized steel sheet. Finished with a baked-on powder coating. Spider Walls shall be one piece all welded construction consisting of 1.660" x 12 GA galvanized steel tubing, 1.315" OD x 12 GA galvanized steel tubing, and 7 GA galvanized sheet steel. Finished with a baked-on powder coating. Panel Assembly made of 1/2" extruded HDPE and zinc-plated alloy steel. Hardware shall be stainless steel.

2.11 Miscellaneous

A. Activity Tables [Nucleus, Voltage, Little Buddies] at Ground Level shall attach to structures using mounting tubes which are attached to Activity Table panel held up with support posts on the opposite ends of the panel.

1. Mounting tube [Voltage] shall be one piece all welded construction consisting of 1.315" OD x 14 GA galvanized steel tubing and 10 GA galvanized steel plate. [Little Buddies] shall be one piece all welded construction consisting of 1.315" OD x 14 GA galvanized steel tubing, 10 GA galvanized steel plate and 3/4" x 1" HR steel. All finished with a baked-on powder coating.
2. Activity table end panel shall be 3/4" extruded high-density polyethylene.
3. Support post shall be one piece all welded construction consisting of 12 GA galvanized steel plate and 1.660" OD x 12 GA galvanized steel tubing. Finished with a baked-on powder coating.

- B. Agility Arc [Intensity, Nucleus] One piece all welded construction consisting of formed 1.900" OD x 11 GA and 7 GA stainless steel sheet. Finished with a baked-on powder coating.
- C. Balcony [Nucleus, Voltage] Handrail shall be one piece all welded construction consisting of 1.315" OD x 12 GA, 1.315" OD x 14 GA, & 1.029" x 14 GA galvanized steel tubing, and 10 GA galvanized sheet steel. Finished with a baked-on powder coating. Platform shall be one piece all welded construction consisting of 12 GA surfaces, gussets, and face plate. PVC coated after fabrication. Deck adapter shall be one piece all welded construction consisting of 10 GA HR steel plate. PVC coated after fabrication.
- D. Banister Rails [Nucleus, Voltage] Each side shall be one piece all welded construction consisting of 1.900" OD x 11 GA galvanized steel tubing and 10 GA galvanized steel plate. Finished with a baked-on powder coating.
- E. Bell, Post mounted [Nucleus, Voltage, Synergy, Little Buddies] Tube, bell shall be one piece all welded construction consisting of 5" OD x SCH 10 aluminum tubing and 5" OD aluminum plate finished with a baked on powder coating. Bracket bell shall be one piece all welded construction consisting of galvanized tubing finished with a baked-on powder coating. Knob shall be 3/4" extruded HDPE. Galvanized 4/0 chain 12" shall be galvanized 4/0 straight coil chain. Spacer 1.13" OD X .25" shall be 1/4" nylatron GS. Hardware shall be stainless steel.
- F. Bench [Little Buddies] Seat shall be one piece all welded construction consisting of 12 GA HRPO steel and stainless steel threaded studs. PVC coated after fabrication. Supports shall be one piece all welded construction consisting of 3/4" x 1" x 16 GA HRPO steel rectangular tubing, and 14 GA galvanized sheet steel. Finished with a baked-on powder coating.
- G. Bench [Nucleus, Voltage] Bench shall be 3/4" extruded high-density polyethylene. Support shall one piece all welded construction consisting of 1.315" OD x 14 GA galvanized tubing, formed 3/16" stainless steel plates and 10 GA HRS steel plates. Finished with a baked-on powder coating.
- H. Butterfly Post Topper [Intensity, Nucleus, Voltage, Little Buddies] shall be an assembly consisting of 3/4" co-extruded H.D.P.E., a full color graphic printed on 3mm DiBond, and stainless steel hardware
- I. Closure Plates [Nucleus, Synergy, Voltage, Little Buddies] 14 GA galvanized steel plate finished with a baked-on powder coating.
- J. Corner seat [Little Buddies] Seat shall be made of 3/4" extruded high-density polyethylene. Support shall be one piece all welded construction consisting of 3/4" x 1" x 16 GA rectangular HRPO steel tubing, 1/4" HR steel plate & 14 GA galvanized steel plate. Finished with a baked-on powder coating.

- K. Cross Bar [Synergy, Voltage] Bar shall be one piece all welded construction consisting of 1.315" OD x 14 GA galvanized steel tubing and 7 GA HRPO steel. Finished with a baked-on powder coating.
- L. Cross Bar Add-On [Nucleus, Voltage, Little Buddies] shall be one piece all welded construction consisting of 10 GA galvanized steel sheet, 14 GA galvanized steel sheet, 3/4" x 1" HR steel, 1.900" OD X 11 GA galvanized steel tubing, and 1.315" OD X 14 GA galvanized steel tubing. Finished with a baked-on powder coating.
- M. Dynamic Pad [Intensity, Nucleus] Pad shall be 1/4" thick, linear, low density, rotationally molded, U.V. stabilized polyethylene with double wall construction, molded in 3/8" T-nut inserts and a textured surface. Mounting brackets shall be one piece all welded construction consisting of 10 GA galvanized sheet steel, 7 GA stainless steel sheet and formed 1.315" OD x 14 GA galvanized steel tubing. Finished with a baked-on powder coating.
- N. Evergreen Post Topper [Intensity, Nucleus, Voltage, Little Buddies] shall be 3/4" co-extruded H.D.P.E.
- O. Extreme Cyclone [Intensity, Nucleus, Synergy] Middle Section Spinner shall be one piece all welded construction consisting of formed 1.660" OD x 12 GA & 1.315" OD x 12 GA galvanized steel tubing, 3 1/2" OD x 3/8" wall DOM steel tubing and 1/4" HR steel plate. Finished with a baked-on powder coating. Spinner Arched Beam shall be one piece all welded construction consisting of formed 2 3/8" OD x 10 GA & 1.315" OD x 12 GA galvanized steel tubing and 7 GA stainless steel sheet. Finished with a baked-on powder coating. Bearings shall be heavy duty, precision thrust, sealed ball bearing and PBT thermoplastic housing, zinc coated insert, sealed bearing. Spinner cover shall be 3/4" extruded H.D.P.E. Plate Cover Support shall be 10 GA stainless steel sheet finished with a baked-on powder coating. Cyclone Anchor Assembly shall consist of an anchor weldment, rubber boot, malleable iron universal joint, bearings, stainless steel set screws and CF steel shaft.
- P. EZ Tension Mechanism, EZ Tension Shadeplay Canopy [Shadeplay Canopies, Synergy] Adjustable tension mechanism consisting of a machined galvanized tube with a 5/8" EcoGuard coated hex bolt as the drive mechanism. Stainless Steel shaft collar and SAE oil impregnated bronze flanged bearing are included along with machined 1018 steel retaining blocks. 12' X 12' or 15' X 15' shadeplay canopy w/cables shall be monofilament and tape construction high density polyethylene knitted shade fabric with vinyl covered galvanized cables and galvanized turnbuckles. Performance Specification: Shade Canopy shall withstand uplift values of 19.63 PSF at a maximum of 90 MPH wind speed. Rafter, long and short synergy shall be one piece all welded construction consisting of 1.900" OD X 11 GA, 1.660" OD X 12 GA, 3.5" OD X 11 GA galvanized steel tubing and a machined, zinc-plated steel pivot. Arm tensioning shall be one-piece welded construction of galvanized steel tubing. Plate 6 3/4" X 6 3/4" X 8 GA; plate, end cap tension is, end cap, stationary pivot arm shall be 8 GA galvanized steel plate. Insert connector 1" X 1 1/4" X 9" shall be 1" X 1 1/4" HR steel bar. Rafter adaptor, 15' X 15' SQ roof synergy or HEX roof shall be 1.900" OD X 11 GA

galvanized steel tubing Finished with a baked-on powder coating. Pin, dowel, ½" DIA X 1 ½ shall be hardened steel with a zinc chromate finish. Hardware package shall be stainless steel screws, washers & nuts, zinc plated steel lock nuts & hex head screws, and aluminum rivet with stainless steel pin.

Q. Fierce Cyclone [Intensity, Nucleus, Synergy, Voltage] Middle Section Spinner shall be one piece all welded construction consisting of formed 1.660" OD x 12 GA, 1.315" OD x 12 GA galvanized steel tubing, 3 1/2" OD x 3/8" wall DOM steel tubing and 1/4" HR steel plate with zinc chromate plating. Finished with a baked-on powder coating. Spinner Arched Beam shall be one piece all welded construction consisting of formed 2 3/8" OD x 10 GA & 1.315" OD x 12 GA galvanized steel tubing and 7 GA stainless steel sheet. Finished with a baked-on powder coating. Bearings shall be heavy duty, precision thrust, sealed ball bearing and PBT thermoplastic housing, zinc coated insert, sealed bearing. Spinner cover shall be 3/4" extruded H.D.P.E. Cyclone Anchor Assembly shall consist of an anchor weldment, rubber boot, malleable iron universal joint, bearings, stainless steel set screws and CF steel shaft.

R. Flag [Voltage] Assembly consists of stainless steel screw, nylon washer, zinc plated steel washer, flag pole weldment consisting of 14 GA galvanized steel plate and 1.315" OD x 12 GA galvanized steel tubing, and flag base weldment consisting of 4" OD x .22" wall steel tubing, 1.029" x 14 GA galvanized steel tubing, and 10 GA galvanized steel plate. Assembly is finished with a baked-on powder coating.

S. Flag Post Topper [Intensity, Nucleus, Voltage, Little Buddies] shall be 3/4" co-extruded H.D.P.E.

T. Flag Full Color Custom Post Topper [Intensity, Nucleus, Voltage, Little Buddies] shall be an assembly consisting of 3/4" co-extruded H.D.P.E., a full color graphic printed on 3mm DiBond, and stainless steel hardware

U. Healthy Hammock [Intensity, Nucleus] Rope Connection Bracket shall be one piece all welded construction consisting of a formed 3/16" stainless steel plate and an 8 GA galvanized steel sheet. Finished with a baked-on powder coating. Brass spacer shall be 7/16" OD X .028" Wall. Rope Assembly shall consist of 6 right hand, regular lay strands, closed around a synthetic fiber core, with each preformed strand consisting of 8 galvanized steel wires tightly covered with multifilament polypropylene fibers, aluminum end connectors and ferrules secured with stainless steel screws and swaged in place.

V. Intensity Slide Platform [Nucleus, Intensity] shall be one piece all welded construction consisting of 12 GA surfaces, gussets, and face plate. PVC coated after fabrication. Support is a one piece all welded construction consisting of formed 1.900" OD x 11 GA, 8 GA galvanized sheet steel and 7 GA stainless steel sheet. Finished with a baked-on powder coating. Barriers are one piece all welded construction consisting of 1.315" OD x 12 GA & 1.029" OD x 12 GA galvanized steel tubing, 10 GA galvanized steel plate, finished with a baked-on powder coating and ¾" extruded HDPE

panels. Cross bar consisting of 1.315" OD x 12 GA galvanized steel tubing, malleable iron plug. Finished with a baked-on powder coating. Stainless steel hardware.

W. Launch pad [Synergy] Small launch panel shall be ¾" co-extruded HDPE. 3.5" launch pad support shall be one piece, all welded construction consisting of 1.315" OD X 12 GA galvanized tubing, 7 GA stainless steel sheeting, and 10 GA galvanized steel sheeting. Finished with a baked-on powder coating.

X. Leaf Seat, Single and Double [Nucleus, Synergy, Voltage] Single Leaf Bracket and Double Leaf Seat Frames shall each be one piece all welded construction consisting of a formed 3/16" stainless steel plate, 10 GA galvanized steel plate and 1.315" OD x 14 GA galvanized steel tubing with a baked-on powder coating. Leaf Step/Seat shall be cast aluminum alloy finished with a baked-on powder coating.

Y. Pennant Post Topper [Intensity, Nucleus, Voltage, Little Buddies] shall be ¾" co-extruded H.D.P.E.

Z. Pennant Full Color Custom Post Topper [Intensity, Nucleus, Voltage, Little Buddies] shall be an assembly consisting of ¾" co-extruded H.D.P.E., a full color graphic printed on 3mm DiBond, and stainless steel hardware

AA. Pep Step [Intensity, Nucleus] Step shall be ¼" thick, linear, low density, rotationally molded, UV stabilized polyethylene with double wall construction, molded in 3/8" T-nut inserts and textured surface. Mounting bracket shall be one piece all welded construction consisting of 10 GA galvanized sheet steel, 7 GA stainless steel sheet and 1.315" OD x 12 GA galvanized steel tubing. Finished with a baked-on powder coating.

BB. PlayEnsemble Cirque Drum I, II, III, IV & V: Assemblies consisting of ABS plastic body, U-PVC resonator cap and stainless steel hardware. Mounts shall be one piece all welded construction consisting of 2.375" OD galvanized tubing, 1.315" OD x 14 GA galvanized tubing and four threaded inserts. Finished with a baked-on powder coating.

CC. PlayEnsemble Supine Chimes, PlayEnsemble Supine Chimes Hue: Mounting frame shall be a one piece all welded construction consisting of 11 GA x 1.900" OD galvanized tubing, 7 GA and 8GA galvanized steel sheet. Finished with a baked-on powder coating. Panel assembly shall be ¾" extruded and co-extruded HDPE, aluminum anodized tubing, rubber dampers, stainless steel brackets, polyurethane mallets with nylon-coated wire ropes, assembled with stainless steel hardware.

DD. PlayEnsemble Terra Metallophone: Mounting frame shall be a one piece all welded construction consisting of 11 GA x 1.900" OD galvanized tubing, 7 GA and 8GA galvanized steel sheet. Finished with a baked-on powder coating. Panel assembly shall be ¾" extruded and co-extruded HDPE, aluminum anodized flat bar stock, rubber dampers, stainless steel brackets, polyurethane mallets with nylon-coated wire ropes, assembled with stainless steel hardware.

EE. Play Ensemble Titan Chimes: Mounting frame shall be one piece all welded construction consisting of 11 GA x 1.900" OD galvanized tubing, 7 GA galvanized steel sheet and 3/8" stainless steel tabs. Finished with a baked-on powder coating. Chime assemblies shall be aluminum anodized tubing, stainless steel turnbuckles and threaded rods, rubber dampers and stainless steel hardware. Mallet rests shall be 3/4" extruded HDPE, mounts consisting of one piece all welded construction consisting of 7 GA and 10 GA galvanized steel sheet. Finished with a baked-on powder coating. Stainless steel hardware. Panel assembly shall be 3/4" extruded and co-extruded HDPE, aluminum anodized flat bar stock, rubber dampers, stainless steel brackets, polyurethane mallets with nylon-coated wire ropes, assembled with stainless steel hardware.

FF. Play Mat shall be 4' x 6' x 2" consisting of Recycled Vulcanized Tire Rubber with a Natural Latex Compound binder.

GG. Post to post bench panel [Synergy] shall be 3/4" co-extruded HDPE. Bench support shall be one piece all welded construction consisting of 1.315" OD X 14 GA galvanized steel tubing, 10 GA galvanized plating, and 7 GA stainless steel sheeting. Finished with a baked-on powder coating. Hardware package shall be stainless steel.

HH. Rapid Rails [Intensity, Nucleus] Upper and Lower Rails shall be one piece all welded construction consisting of 1.900" OD x 11 GA galvanized steel tubing and 7 GA stainless steel plate. Finished with a baked-on powder coating. Agility Arc shall be one piece all welded construction consisting of formed 1.900" OD x 11 GA and 7 GA stainless steel sheet. Finished with a baked-on powder coating.

II. Rung Attachment [Circuit Play] is one piece all welded construction consisting of 1.315" OD x 14 GA galvanized steel tubing and formed 3/16" stainless steel plates and an 8 GA galvanized attachment plate. Finished with a baked-on powder coating.

JJ. Schooner Sail [Nucleus] Brackets shall be an assembly consisting of an 8 GA galvanized sheet steel finished bracket with a baked-on powder coat, mast arms shall be one piece all welded construction consisting of 3 1/2" OD 11GA galvanized steel tubing and 8 GA galvanized steel plate, finished with a baked-on powder coat. Lower arch and brace arms shall be one piece all welded construction consisting of 1.900" OD 11GA galvanized steel tubing and 8 GA galvanized steel plate, finished with a baked-on powder coating. Sail shall be monofilament and tape construction high density polyethylene, knitted. Rope assemblies shall consist of 6 right hand, regular lay strands, closed around a synthetic fiber core, with each preformed strand consisting of 8 galvanized steel wires tightly covered with multifilament polypropylene fibers. Aluminum end connectors and ferrules. Stainless steel hardware. Post assembly shall be 5" OD 11GA galvanized steel tubing, 1/4" wall cast aluminum cap, and 1/8" x 15/32" aluminum drive rivets, finished with a baked-on powder coating.

KK. Serenity Spot [Nucleus] Arch shall be one piece all welded construction consisting of 2 3/8" OD x 10 GA galvanized steel tubing, 8 GA and 10 GA galvanized steel sheeting and 7 GA stainless steel sheet. Seat shall be one piece all welded

construction consisting of 2 3/8" OD x 10 GA galvanized steel tubing and 7 GA stainless steel sheet. Crossbars shall be one piece all welded construction consisting of 7 GA stainless steel sheeting, 8 GA galvanized plating and 1.315" OD x 12 GA galvanized steel tubing. HDPE bracket shall be one piece all welded construction consisting of 7 GA stainless steel sheeting and 10 GA galvanized steel plating. Angle plates shall be 10 GA galvanized steel sheet. Plate shall be 14 GA galvanized steel sheeting. All steel shall be finished with a baked-on powder coating. Bronze bearing shall be oil impregnated. Panels shall be 3/4" co-extruded and extruded HDPE. Kick mat shall be 3-ply fabric with rubber top and bottom covers. Flap mat shall be 2-ply fabric with rubber top and bottom covers.

LL. Ship Mast Main Rope and Angled Rope [Nucleus] shall consist of 6 right hand, regular lay strands, closed around a synthetic fiber core, with each preformed strand consisting of 8 galvanized steel wires tightly covered with multifilament polypropylene fibers, aluminum end connectors and ferrules with stainless steel screws, black thermoplastic shim, brass spacer tube, and stainless steel hardware.

MM. Ship Mast/Sail Assembly [Nucleus] shall be an assembly consisting of an 8 GA galvanized sheet steel finished bracket with a baked-on powder coat, one piece all welded construction mast arms consisting of 3 1/2" OD 11GA galvanized steel tubing and 8 GA galvanized steel plate, finished with a baked-on powder coat, monofilament and tape construction high density polyethylene knitted ship sails, stainless steel hardware, and upper ship post assembly consisting of 5" OD 11GA galvanized steel tubing, 1/4" wall cast aluminum cap, and 1/8" x 15/32" aluminum drive rivets, finished with a baked on powder coating.

NN. Ship's Wheel Assembly [Nucleus] Ship's wheel assembly shall be an assembly consisting of 3/4" co-extruded H.D.P.E., 1/2" extruded H.D.P.E., 0.263" impact resistant UHMW polyethylene, one piece all welded construction consisting of a formed 3/16" stainless steel plate and 304 stainless steel finished with a baked-on powder coat, zinc plated steel washer, bronze bearing, and stainless steel hardware.

OO. Sliding Poles [Nucleus, Synergy, Voltage] 1.660" OD x 12 GA galvanized steel tubing finished with a baked-on powder coating. Synergy stanchion crossbar shall be one piece welded construction consisting of 1.315" OD galvanized tubing and 7 GA stainless steel brackets. Climber enclosure shall be 3/4" co-extruded HDPE, climber transition strip shall be 1/2" extruded HDPE and tube, panel mounting shall be 1 3/4" SQ X 32"; 1 3/4" SQ X 12 GA galvanized steel tubing. Finished with a baked-on powder coat.

PP. Sky Pods [Nucleus, Voltage, Synergy] 4/0 chain shall be 3/8" diameter, 4/0 straight coil chain. G-70 chain shall be 3/8" diameter with a yellow dichromate finish. Anchor tubes shall be 1.315" OD x 12 GA galvanized steel tubing. Ring spacer shall be linear, low density rotationally molded, U.V. stabilized, polyethylene, .250" thick, double wall construction with a textured outside surface. Ring cap shall be linear, low density rotationally molded, U.V. stabilized, polyethylene, .250" thick, single wall construction with a textured outside surface. Spacers and sleeves shall be 1/2" OD x .058" black

tube. End support beams shall be one piece all welded construction consisting of 2.375" OD x 14 GA & 2.875" OD x 12 GA galvanized steel tubing, 2.125" OD x .219" wall black steel tubing, and malleable iron support pins, and finished with a baked-on powder coating. Sky pod support beam shall be one piece all welded construction consisting of 2 3/8" OD x 10 GA galvanized steel tubing and 3/16" HRS flat, and finished with a baked-on powder coating. Mounting caps shall be one piece all welded construction consisting of 1018 HR steel and 1 9/16" OD x 13 GA CRS DOM tubing, and finished with a baked-on powder coating. Sky pod weldment shall be one piece all welded construction consisting of 1.315" OD x 12 GA galvanized steel tubing, 3" x 3" x 11 GA 1018 square steel tubing, and 7 GA & 10 GA steel plate, and finished with a baked-on powder coating.

QQ. Steering Wheel [Nucleus, Synergy, Voltage, Little Buddies] Steering wheel weldment shall be an assembly consisting of 1/2" OD black tube, 2 bronze bearings, a stainless steel screw and washer, a zinc plated push nut, and a one piece all welded steering wheel made of 14 GA spun steel and a 1018 hot rolled steel hub. Steering wheel is PVC coated after fabrication.

RR. Spiral Spinner [Little Buddies] Bearing shall be oil impregnated bronze. Spinner shall be 3/4" co-extruded high-density polyethylene. Standoff shall be one piece all welded construction consisting of 1.029" OD galvanized steel tubing, and 3/8" stainless steel t-nuts, and finished with a baked-on powder coating.

SS. Swift Glider [Intensity, Nucleus] Glider shall be 1/4" thick, linear, low density, rotationally molded, U.V. stabilized polyethylene with double wall construction, molded in 3/8" T-nut inserts and a textured surface. Upper enclosure shall be one piece all welded construction consisting of 1.315" OD x 12 GA galvanized steel tubing, a formed 3/16" stainless steel plate. Finished with a baked-on powder coating. Supports shall be one piece all welded constructions consisting of 1.900" OD x 11 GA galvanized steel tubing and/or 1.315" OD x 12 GA galvanized steel tubing. Finished with a baked-on powder coating.

TT. Tabletop [Little Buddies] Table top shall be of 3/4" co-extruded high-density polyethylene. Post shall be one piece all welded construction consisting of 2 3/8" OD x 12 GA galvanized steel tubing and 7 GA HRPO steel plate, and finished with a baked-on powder coating.

UU. Telescope [Nucleus, Synergy, Little Buddies] Assembly consisting of a stainless steel screw, zinc plated washers, an oil impregnated bronze bearing, a 1/2" OD x .058" wall black tube, a one piece all welded telescope consisting of formed 10 GA galvanized steel plates, 1.315 OD x 14 GA galvanized tubing, stainless steel threaded insert, and a one piece all welded telescope mount consisting of 1/4" aluminum plates, a 4" OD x .250" wall aluminum tube, a 3 1/2" OD x .120" wall aluminum tube, and a 1/4" wall cast aluminum cap. Telescope and telescope mount are finished with a baked on powder coating.

VV. Tree Trunk [Voltage] Tree Trunk parts shall be an average of 1/4" thick, linear, low density, rotationally molded, U.V. stabilized polyethylene with double wall construction, molded in 3/8" T-nut inserts, and a textured surface.

2.12 NPPS Supervision Safety Kit

A. NPPS Supervision Safety Kit: National Program for Playground Safety Supervision safety kit including training manual, training video, and supervision fanny pack with supplies.

2.13 Overhead Events

A. Athletic Arch [Intensity, Nucleus, Synergy] Overhead Beam shall be one piece all welded construction consisting of 2 3/8" OD x 10 GA & 1.029" OD x 14 GA galvanized steel tubing, and 7 GA galvanized steel plate. Finished with a baked-on powder coating. Pep Step shall be 1/4" thick, linear, low density, rotationally molded, UV stabilized polyethylene with double wall construction, molded in 3/8" T-nut inserts and textured surface. Step mounting bracket shall be one piece all welded construction consisting of 10 GA galvanized sheet steel, 7 GA stainless steel sheet and 1.315" OD x 12 GA galvanized steel tubing. Finished with a baked-on powder coating.

B. Athletic Arch 2-5 [Intensity, Nucleus, Synergy] Overhead Beam shall be one piece all welded construction consisting of 2 3/8" OD x 10 GA & 1.029" OD x 14 GA galvanized steel tubing, and 7 GA galvanized steel plate. Finished with a baked-on powder coating.

C. Chain Horizontal Ladders [Voltage] Support bar shall be one piece all welded construction consisting of 1.900" OD x 11 GA galvanized steel tubing, 3/8" diameter HR steel round, and grade 32510 malleable iron support pin, and PVC coated after fabrication. Chain net assembly shall consist of 4/0 straight link coil chain and 3/8" diameter zinc plated S-hooks, and PVC coated after fabrication. Mount bracket shall be one piece all welded construction consisting of 1 9/16" OD X 13 GA steel tubing, 3/16" stainless steel plate, and 10 GA galvanized steel plate.

D. Overhead Ladder 2-5 [Little Buddies, Voltage, Nucleus] shall consist of an overhead ladder, rubber wedge bonded to take-off anchor with adhesive.

1. Overhead ladder 2-5 [Little Buddies] shall be one piece all welded construction consisting of 1.315" OD x 12 GA and 1.029" OD x 14 GA galvanized steel tubing; 3/4" x 1" HR steel and 10 GA galvanized sheet steel. [Voltage] shall be one piece all welded construction consisting of 1.315" OD x 12 GA and 1.029" OD x 14 GA galvanized steel tubing. Both finished with a baked-on powder coating.
2. Rubber Wedge shall be composed of SBR (recycled tire rubber) and EPDM (new synthetic) rubber granules and one component polyurethane binder. The rubber granules and the binder are inert in their cured state, leaving us with a finished product that does not require an MSDS sheet.

3. Adhesive (CX-948), 300ml tube shall be a single component urethane adhesive - see MSDS sheet located in your Installation Guidelines Structure Book.
4. Take-off anchor shall be one piece all welded construction consisting of 2 3/8" OD x 12 GA galvanized steel tubing and 8 GA galvanized sheet steel. Finished with a baked-on powder coating.

E. Plexus Overhead [Nucleus, Intensity, Synergy] shall be a one-piece welded construction consisting of 2.375" OD x 10 GA or 2 3/8" OD x 12 GA and 1.315" OD x 14 GA galvanized tubing, 12 GA galvanized steel plate and nut inserts. Or, plexus overhead, shall be one piece all welded construction consisting of 2 3/8" OD x 12 GA galvanized steel tubing and formed 7 GA stainless steel plates. Finished with a baked-on powder coat. Stainless steel hardware and aluminum rivets.

F. Robust Rocker Overhead [Intensity, Nucleus] shall be assembled using end brackets, main beam, molded urethane rods and stainless steel hardware to produce a rocking-rolling motion. End brackets shall be one piece all welded construction consisting of 3" square x 10 GA galvanized tubing, 10 GA galvanized plates and formed 3/16" stainless steel plates. Finished with a baked-on powder coating. Main beam shall be one piece all welded construction consisting of 2.375" x 12 GA galvanized steel tube, 10 GA galvanized plates, 1 3/4" square tubing and 1.029" OD X 14 GA galvanized steel tube rungs. Finished with a baked-on powder coating. For transitioning on and off the overhead, step mounting brackets and pep steps are utilized. Step mounting bracket shall be one piece all welded construction consisting of 10 GA galvanized sheet steel, 7 GA stainless steel sheet and 1.315" OD x 12 GA galvanized steel tubing. Finished with a baked-on powder coating. Pep Step shall be 1/4" thick, linear, low density, rotationally molded, UV stabilized polyethylene with double wall construction, molded in 3/8" T-nut inserts and textured surface.

G. Rocking Snake Overhead [Nucleus, Voltage, Burke Basics] shall be assembled using support beams, main beam, end supports, molded urethane rods and stainless steel hardware to produce a rocking-rolling motion. Support beam [Nucleus] shall be one piece all welded construction consisting of 2.375" OD x 14 GA, 3" square x 10 GA galvanized tubing, 2.875" OD x 12 GA galvanized steel tubing, 10 GA galvanized plates and malleable iron support pins. Finished with a baked-on powder coating. Support beam [Voltage] shall be one piece all welded construction consisting of 2.375" OD x 14 GA, 3" square x 10 GA galvanized tubing, 2.875" OD x 12 GA galvanized steel tubing, 10 GA galvanized plates and formed 3/16" stainless steel plates. Finished with a baked-on powder coating. Main beam shall be one piece all welded construction consisting of 2.375" x 12 GA galvanized steel tube, 10 GA galvanized plates, 1 3/4" square tubing and 1.029" OD X 14 GA galvanized steel tube rungs. Finished with a baked-on powder coating. Freestanding end support shall be one piece all welded construction consisting of 2 7/8" OD x 8 GA, 3" square x 10 GA galvanized tubing, 2 3/8" x 12 GA, 1.315" OD x 12 GA, 10 GA galvanized plate and 1.029" OD x 14 GA galvanized steel tubing. Finished with a baked-on powder coating

H. Round-A-Bout [Nucleus, Voltage] Connection tube shall be 2.375" OD x 10 GA galvanized steel tubing finished with a baked-on powder coating. Round-a-bout shall be one piece all welded construction consisting of 1.900" OD x 11 GA and 1.315" OD x 14 GA galvanized steel tubing. Finished with a baked-on powder coating. Mid-support leg shall be one piece all welded construction consisting of 2.375" x 10 GA and 1.900" OD x 11 GA galvanized steel tubing finished with a baked-on powder coating. Support beams shall be one piece all welded construction consisting of 2.375" OD x 10 GA, 1.900" OD x 11 GA, and 1.315" OD x 14 GA galvanized steel tubing. Finished with a baked-on powder coating.

I. S & C Horizontal Ladder [Nucleus] T-fitting casting shall be cast aluminum heat-treated alloy, finished with a baked-on powder coating. Support posts shall be 2.375" OD X 12 GA galvanized steel tubing finished with a baked-on powder coating. Horizontal ladders shall be one piece all welded construction consisting of 2.375" OD x 12 GA and 1.315" x 14 GA galvanized steel tubing. Finished with a baked-on powder coating.

J. S & C Horizontal Ladder [Voltage] T-fitting casting shall be cast aluminum heat-treated alloy, finished with a baked-on powder coating. Support posts shall be 2.375" OD X 12 GA galvanized steel tubing finished with a baked-on powder coating. Fitting shall be one piece all welded construction consisting of 2 3/8" OD x 10 GA galvanized steel tubing. Finished with a baked-on powder coating. Horizontal ladders shall be one piece all welded construction consisting of 1.900" OD x 11 GA and 1.315" OD x 14 GA galvanized steel tubing, and 10 GA galvanized sheet steel. Finished with a baked-on powder coating.

K. S & C Ring Swing Ladder, Straight Ring Swing Ladder, 90 Deg Ring Swing Ladder [Voltage, Nucleus] Rings shall be 356-T6 cast aluminum alloy, PVC coated. Pendulum shall be hot-dipped galvanized, grade 32510, heat treated, malleable iron. Clevis shackle with bolt shall be galvanized malleable iron. Bearings shall be oil impregnated, bronze. Support beams shall be one piece all welded construction consisting of 2 3/8" OD x 10 GA and 2 7/8" OD x 8 GA galvanized steel tubing, and formed 3/16" stainless steel plate. Finished with a baked-on powder coating. Main beam shall be one piece all welded construction consisting of 2.375" x 12 GA galvanized steel tubing and 3/16" HR steel plate. Finished with a baked-on powder coating. Support ladder shall be one piece all welded construction consisting of 2.375" OD x 12 GA and 2.875" OD x 8 GA galvanized steel tubing. Finished with a baked-on powder coating.

L. S & C Snake Overhead, Straight Snake Overhead, 90 Degree Snake Overhead [Voltage, Nucleus] Support beam shall be one piece all welded construction consisting of 2 3/8" OD x 10 GA and 2 7/8" OD x 8 GA galvanized steel tubing, and formed 3/16" stainless steel plate. Finished with a baked-on powder coating. Main beam shall be one piece all welded construction consisting of 2.375" x 12 GA & 1.029" OD X 14 GA galvanized steel tubing. Finished with a baked-on powder coating. Ladder support shall be one piece all welded construction consisting of 2.375" OD x 12 GA and 2.875" OD x 8 GA galvanized steel tubing. Finished with a baked-on powder coating.

M. S & C Triangle Ladder, S Curve Triangle Ladder, Straight Triangle Ladder, 90 Degree Triangle Ladder [Nucleus, Voltage, Synergy] Support beam shall be one piece all welded construction consisting of 2 3/8" OD x 10 GA & 2 7/8" OD x 8 GA galvanized steel tubing, and 3/16" stainless steel plate. Finished with a baked-on powder coating. Main beam shall be one piece all welded construction consisting of 2.375" x 12 GA & 1.029" OD X 14 GA galvanized steel tubing. Finished with a baked-on powder coating. Ladder support shall be one piece all welded construction consisting of 2.375" OD x 12 GA and 2.875" OD x 8 GA galvanized steel tubing. Finished with a baked-on powder coating. Freestanding end support shall be one piece all welded construction consisting of 2 7/8" OD x 8 GA, 2 3/8" OD x 12 GA, 1.315" OD x 12 GA, and 1.029" OD x 14 GA galvanized steel tubing.

N. Straight and 90 deg Overhead [Nucleus, Synergy] consists of one piece all welded construction consisting of 2 3/8" OD X 10 GA and 1.029" OD X 14 GA galvanized steel tubing and stainless steel hardware.

O. Straight Horizontal Ladder [Nucleus] Horizontal ladder shall be one piece all welded construction consisting of 2 3/8" OD x 12 GA and 1.315" OD x 12 GA galvanized steel tubing and 7 GA stainless steel plate. Finished with a baked-on powder coating.

P. Straight Horizontal Ladder, Incline Horizontal Ladder [Voltage] Horizontal ladder shall be one piece all welded construction consisting of 1.900" OD x 11 GA, 1.315" OD x 12 GA and 1.315" OD x 14 GA galvanized steel tubing; and 10 GA galvanized sheet steel. Finished with a baked-on powder coating.

Q. Triangle Traverse [Synergy] Single post long triangle overhead shall be one piece all welded construction consisting of 2.375" x 12 GA, 1.029" OD X 14 GA galvanized steel tubing & 7 GA Stainless Steel Sheet. Finished with a baked-on powder coating. Hardware shall be stainless steel.

R. Wrap Around Triangle Ladder [Voltage, Nucleus] Support beam shall be one piece all welded construction consisting of 2 3/8" OD x 10 GA & 2 7/8" OD x 8 GA galvanized steel tubing, and 3/16" stainless steel plate. Finished with a baked-on powder coating. Main beam shall be one piece all welded construction consisting of 2.375" x 12 GA & 1.029" OD X 14 GA galvanized steel tubing. Finished with a baked-on powder coating. Mid support shall be one piece all welded construction consisting of 2 3/8" OD x 10 GA & 2 7/8" OD x 8 GA galvanized steel tubing, 3/16" stainless steel plate, and 3/4" x 1" x 16 GA rectangular steel tubing. Finished with a baked-on powder coating.

S. Wheel-About [Nucleus, Voltage] Wheel A-Bout assembly shall consist of: one piece all welded wheel consisting of 1.315 OD x 14 GA galvanized steel tubing and 2" OD x 7/16" DOM steel hub; one piece all welded beam consisting of 2.375" OD x 10 GA & 1.315" OD x 12 GA galvanized steel tubing, and 8 GA galvanized steel plate; zinc plated hardware; and bearings. Finished with a baked-on powder coating.

T. Wheel Deal [Nucleus, Voltage] Support beam shall be one piece all welded construction consisting of 2 3/8" OD x 10 GA and 2 7/8" OD x 8 GA galvanized steel tubing, and formed 3/16" stainless steel plate. Finished with a baked-on powder coating. Wheel Deal shall consist of: a main beam made of 2.375" OD x 10 GA galvanized steel tubing and 1215 CRS threaded pins; turning wheels made of 1.315 OD x 14 GA & 1.315 OD x 12 GA galvanized steel tubing and a machined 1026 steel hub; a deep groove roller bearing; a thrust bearing; zinc plated washers and nuts; and stainless steel set screws. Main beam and turning wheels finished with a baked-on powder coating.

U. Zippy Whirl [Intensity, Nucleus] Assembly consisting of: one piece all welded wheel consisting of 1.315 OD x 14 GA galvanized steel tubing and 2" OD x 7/16" DOM steel hub; one piece all welded beam consisting of 2.375" OD x 10 GA & 1.315" OD x 12 GA galvanized steel tubing, and formed 3/16" stainless steel plates; zinc plated hardware; and bearings. Finished with a baked-on powder coating.

V. Support Tubes and Rungs

1. Overhead Event End Supports [Nucleus, Voltage] Support shall be one piece all welded construction consisting of 2 7/8" OD x 8 GA, 2 3/8" x 12 GA, 1.315" OD x 12 GA, and 1.029" OD x 14 GA galvanized steel tubing. Finished with a baked-on powder coating.
2. End Rungs [Nucleus, Voltage, Synergy] Rung shall be one piece all welded construction consisting of 1.315" OD x 14 GA galvanized steel tubing and 3/16" stainless steel plate or 7 GA stainless steel plate. Finished with a baked-on powder coating.

2.14 Panels

A. Accessible Reach Panels

1. Bee [Nucleus, Voltage, Little Buddies] Panel and bee shall be 3/4" co-extruded H.D.P.E. Standoff shall be 1/2" OD threaded stainless steel tubing.
2. Car Control [Nucleus, Voltage, Little Buddies, Synergy] Panel and knob shall be 3/4" co-extruded H.D.P.E. Standoffs shall be 1 3/8" OD threaded cold rolled steel round and 1/2" OD threaded stainless steel tubing. Steering wheel shall be an assembly consisting of 1/2" OD black tube, 2 bronze bearings, a stainless steel screw and washer, a zinc plated push nut, and a one piece all welded steering wheel made of 14 GA spun steel and a 1018 hot rolled steel hub. Steering wheel is PVC coated after fabrication. Panel bracket shall be one-piece welded construction consisting of a 7 GA formed stainless steel bracket and a 8 GA galvanized steel plate. Finished with a baked-on powder coat.
3. Finger/Maze [Nucleus, Voltage, Little Buddies, Synergy] Panel shall be 3/4" co-extruded H.D.P.E. Panel bracket shall be one-piece welded construction

consisting of a 7 GA formed stainless steel bracket and an 8 GA galvanized steel plate.

4. Spiral Spinner [Nucleus, Voltage, Little Buddies] Bearing shall be oil impregnated, bronze. Panel and spinner shall be 3/4" co-extruded H.D.P.E. Standoff shall be 1 3/8" OD threaded cold rolled steel round.
5. Double Drums [Nucleus, Voltage, Little Buddies] Panel shall be 3/4" extruded HDPE. Drums shall be an average of 3/16" thick, linear, low density, rotationally molded, U.V. stabilized polyethylene with single wall construction, molded in 3/8" T-nut inserts, and a textured outside surface.

B. Activity Panels

1. Bubble Mirror [Nucleus, Synergy, Voltage, Little Buddies] Assembly consisting of welded bracket; formed 10 GA galvanized steel plate, 1.029" OD galvanized tubing, finished with a baked-on powder coat finish; linear, low density, rotationally molded, U.V. stabilized polyethylene with double wall construction, molded in 1/4" T-nut inserts, and a textured surface, routed HDPE panels 1/2", polycarbonate bubble window with mirror finish, SS hardware.
2. Car Panel [Synergy, Nucleus] Panel bracket shall be one-piece welded construction consisting of a 7 GA formed stainless steel bracket and an 8 GA galvanized steel plate. Car panel knob and lever shall be 3/4" co-extruded HDPE and 3/4" extruded HDPE. Bronze bearing .77" X .75" X .75" shall be oil impregnated, bronze. Stand off shall be 1/2" OD threaded stainless steel. King pin shall be 304 stainless steel. Steering wheel assembly shall be an assembly consisting of a one piece all welded steering wheel made of 14 GA spun steel and 1 3/8" OD steel tube and a bronze bearing. Steering wheel is PVC coated after fabrication.
3. Clicker [Nucleus, Synergy, Voltage, Little Buddies] Assembly consisting of welded bracket, formed 10 GA galvanized steel plate, 1.029" OD galvanized tubing, finished with a baked-on powder coat finish; linear, low density, rotationally molded, U.V. stabilized polyethylene with double wall construction, molded in 1/4" T-nut inserts, and a textured surface, routed HDPE panels 1/2", UHMW shaft supports and flapper, Nylon sprocket, bronze bushing, SS shaft, SS hardware.
4. Hypno [Nucleus, Synergy, Voltage, Little Buddies] Assembly consisting of welded bracket, formed 10 GA galvanized steel plate, 1.029" OD galvanized tubing, finished with a baked-on powder coat finish; linear, low density, rotationally molded, U.V. stabilized polyethylene with double wall construction, molded in 1/4" T-nut inserts, and a textured surface, routed HDPE panels 1/2", bronze bushing, SS shaft standoff, injection molded HDPE bolt covers, SS hardware.

5. Raindrops [Nucleus, Synergy, Voltage, Little Buddies] Assembly consisting of welded bracket, formed 10 GA galvanized steel plate, 1.029" OD galvanized tubing, finished with a baked-on powder coat finish; linear, low density, rotationally molded, U.V. stabilized polyethylene with double wall construction, molded in 1/4" T-nut inserts, and a textured surface, routed HDPE panels 1/2", Polycarbonate windows, SS balls, sealed ball bearings, injection molded HDPE bolt covers, SS hardware.

C. Airplane Panels [Nucleus]

1. Airplane Nose Assembly: Nose panels shall be 3/4" co-extruded H.D.P.E. Weldment Cantilever Deck Support shall be one piece all welded 2.375" OD tubing w/ 7 GA, 10 GA and 12 GA sheet steel finished with a baked-on powder coating. Cantilever Platform shall be 12 GA HRPO sheet, finished with a PVC Coating. Cantilever Platform Support shall be one piece all welded construction consisting of 8 GA galvanized steel plate and a 5" OD X 11GA post, finished with a baked-on powder coating. Mounting angle brackets shall be 10 GA galvanized steel plate finished with a baked-on powder coating.
2. Airplane Door/Stanchion Panels, Slide Panels, Transfer Stair Panels and Window Panels shall be 3/4" co-extruded HDPE.

D. Crescent Panels [Nucleus, Synergy]

1. Chime crescent panel [left, right] Middle chimes panel shall be 3/4" Extruded HDPE. Front chimes panel; back chimes panel shall be 1/2" Extruded HDPE.

Crescent frame shall be one piece welded construction consisting of 1.135" OD X 14 GA galvanized tubing, 10 GA galvanized tabs, and formed 7 GA stainless steel plates finished with a baked-on powder coating. Crescent chimes assembly shall be an assembly consisting of 1.00" OD x .049" wall stainless steel tubes, 1/16" diameter stainless steel wire rope, zinc plated steel washer, and zinc plated copper compression sleeves.
2. Drum 10" crescent panel shall be an average of 3/16" thick, linear, low density, rotationally molded, U.V. stabilized polyethylene with single wall construction, molded in 3/8" T-nut inserts, and a textured outside surface. Panel, single post drum shall be 3/4" Extruded HDPE. Nucleus, crescent frame shall be one piece welded construction consisting of 1.135" OD X 14 GA galvanized tubing, 10 GA galvanized tabs, and formed 7 GA stainless steel plates finished with a baked-on powder coating.
3. Rain crescent panel frame shall be one piece welded construction consisting of 1.135" OD X 14 GA galvanized tubing, 10 GA galvanized tabs, and formed 7 GA stainless steel plates finished with a baked-on powder coating. Single post assembly rain panel shall be 3/4" extruded HDPE, 1/2" extruded HDPE, injection molded HDPE bolt covers, polycarbonate windows, polycarbonate

baffle plates, stainless steel balls, stainless steel ball bearings & stainless steel hardware.

4. Spinner crescent panel shall be a bronze bearing .377" X .75" X .75": Oil impregnated, bronze. Spinner shall be 3/4" Co-extruded HDPE. Spinner panel shall be 3/4" Extruded HDPE. Standoff shall be 1 3/8" OD threaded cold rolled steel round. Nucleus crescent frame shall be one piece welded construction consisting of 1.135" OD X 14 GA galvanized tubing, 10 GA galvanized tabs, and formed 7 GA stainless steel plates finished with a baked on powder coating.

E. Fire Truck Panels [Nucleus]

1. Below Platform 3 Stripe Panel and Full Ground Level 3 Strip Panel shall be 3/4" co-extruded H.D.P.E.
2. Below Platform Line Pressure Panel and Fireman's Cross w/ Line Pressure Panel shall be an assembly consisting of 3/4" co-extruded H.D.P.E., a full color graphic printed on 3mm DiBond, oil impregnated bronze bearing, and stainless steel hardware.
3. Below Platform Wheel Panel w/ Gear Assembly and Below Platform Wheel Panel w/ Pivot Assembly shall be an assembly consisting of 3/4" co-extruded H.D.P.E., 3/4" extruded H.D.P.E., Lexan windows, nylon spacers, and stainless steel hardware.
4. Below Platform Wheel Panel w/ Hubcap, Fire Rescue Flag Panel w/ Hubcap, and Full Ground Level Wheel Panel w/ Hubcap shall be an assembly consisting of 3/4" co-extruded H.D.P.E., 3/4" extruded H.D.P.E., a full color graphic printed on 3mm DiBond, and stainless steel hardware.
5. Cab Panel shall be an assembly consisting of 3/4" co-extruded H.D.P.E., anchor tube, and stainless steel hardware. Anchor tube shall be 1.315" OD x 12 GA galvanized steel tubing finished with a baked-on powder coating.
6. Driver Side Door Panel w/ Gear Assembly, Driver Side Door Panel w/ Pivot Assembly, Passenger Side Door Panel w/ Gear Assembly, and Passenger Side Door Panel w/ Pivot Assembly shall be an assembly consisting of 3/4" co-extruded H.D.P.E., 3/4" extruded H.D.P.E., 1/2" extruded H.D.P.E., 1/4" clear polycarbonate windows, Lexan windows, a full color graphic printed on 3mm DiBond, nylon spacers and stainless steel hardware.
7. Driver Side Door Panel w/ Hubcap and Passenger Side Door Panel w/ Hubcap shall be an assembly consisting of 3/4" co-extruded H.D.P.E., 3/4" extruded H.D.P.E., 1/2" extruded H.D.P.E., 1/4" clear polycarbonate windows, Lexan bubble window, a full color graphic printed on 3mm DiBond, and stainless steel hardware.

8. Fireman's Cross Panel and Fire Rescue Flag Panel shall be an assembly consisting of 3/4" co-extruded H.D.P.E., a full color graphic printed on 3mm DiBond, and stainless steel hardware.
9. Truck Front Panel and Truck Front w/ Custom Name Panel shall be an assembly consisting of 3/4" co-extruded H.D.P.E., 1/4" clear polycarbonate windows, 3003 aluminum tread-brite, DiBond accent, stainless steel hardware, zinc plated steel washer, and steering wheel assembly. Steering wheel shall be an assembly consisting of 1/2" OD black tube, 2 bronze bearings, a stainless steel screw and washer, a zinc plated push nut, and a one piece all welded steering wheel made of 14 GA spun steel and a 1018 hot rolled steel hub. Steering wheel is PVC coated after fabrication.

F. Flat Panels

1. ABC/123, Crazy Maze, Shapes, Signing, Animal Jump, Spanish/English Language, Animal Tracks, Name the States, Age Sign, Ranger Station, Bug, Acorn, 3-In-A-Row [Nucleus, Voltage, Little Buddies, Synergy] Panel shall be 3/4" co-extruded H.D.P.E., and 1/2" and 3/4" extruded HDPE. Pucks, and stainless steel hardware. Panel bracket shall be one piece welded construction consisting of a 7 GA formed stainless steel bracket and a 8 GA galvanized steel plate.
2. Barrier [Nucleus, Voltage, Little Buddies] Panel shall be 3/4" extruded H.D.P.E.
3. Bee [Nucleus, Voltage, Little Buddies] Panel and bee shall be 3/4" co-extruded H.D.P.E. Standoff shall be 1/2" OD threaded stainless steel tubing.
4. Braille [Nucleus, Voltage, Little Buddies, Synergy] Panel shall be 3/4" co-extruded H.D.P.E. pucks, stainless steel hardware and Braille bumps shall be #7 x 5/16" U Drive screws. Panel bracket shall be one piece welded construction consisting of a 7 GA formed stainless steel bracket and a 8 GA galvanized steel plate.
5. Bubble window [Synergy] Panel bracket shall be one piece welded construction consisting of a 7 GA formed stainless steel bracket and a 8 GA galvanized steel plate. Bubble window shall be 3/16" thick G.E. Lexan. Bubble window panel, above platform and ring shall be 3/4" extruded HDPE. Hardware packages shall be stainless steel screws, nuts and washers.
6. Burke Mart [Nucleus], Panel and counter shall be 3/4" co-extruded H.D.P.E. Counter support shall be formed 8 GA. galvanized sheet steel finished with a baked-on powder coating.
7. Car Control [Nucleus, Voltage, Little Buddies] Panel and knob shall be 3/4" co-extruded H.D.P.E. Standoffs shall be 1 3/8" OD threaded cold rolled steel round and 1/2" OD threaded stainless steel tubing. Steering wheel shall be an assembly consisting of 1/2" OD black tube, 2 bronze bearings, a stainless steel

screw and washer, a zinc plated push nut, and a one piece all welded steering wheel made of 14 GA spun steel and a 1018 hot rolled steel hub. Steering wheel is PVC coated after fabrication.

8. Chime [Nucleus, Voltage, Little Buddies, Synergy] Panel shall be an assembly consisting of 3/4" extruded H.D.P.E. panels, 1" OD x .049" wall stainless steel tubes, 1/16" diameter stainless steel wire rope, zinc plated steel washers, zinc plated copper compression sleeves, and stainless steel screws, T-nuts & 3/8" washers. Panel bracket shall be one piece welded construction consisting of a 7 GA formed stainless steel bracket and a 8 GA galvanized steel plate.
9. Circle, Square, Triangle [Voltage, Little Buddies] Panel shall be 3/4" extruded H.D.P.E.
10. Clock [Nucleus, Voltage, Little Buddies] Panel and hands shall be 3/4" co-extruded H.D.P.E., .377" x .75" x .75" Oil impregnated, bronze bearings, and stainless steel washers, bolts and barrel nuts.
11. Cog Wheel [Nucleus, Voltage, Little Buddies] Panel shall be 3/4" co-extruded H.D.P.E., 3/4" extruded H.D.P.E., injection molded H.D.P.E. bolt covers, polycarbonate windows, stainless steel balls, stainless steel ball bearings & stainless steel hardware.
12. Counter, Storefront [Voltage, Little Buddies], Bulldozer Wheels Counter Panel [Little Buddies] Panel and counter shall be 3/4" co-extruded H.D.P.E. Counter support shall be formed 8 GA. galvanized sheet steel finished with a baked-on powder coating.
13. Counter, Storefront [Nucleus], Counter Panel and counter shall be 3/4" co-extruded H.D.P.E. Counter support shall be formed 8 GA. galvanized sheet steel finished with a baked-on powder coating.
14. Counter Panel [Synergy], Panels and counter shall be 3/4" co-extruded H.D.P.E. Counter support shall be formed 8 GA. galvanized sheet steel finished with a baked-on powder coating Counter beam shall be one piece, all welded construction consisting of 1.660" OD X 12 GA, 7 GA stainless steel sheeting, and 10 GA galvanized steel sheeting. Finished with a baked-on powder coating. Panel bracket shall be one piece welded construction consisting of a 7 GA formed stainless steel bracket and a 8 GA galvanized steel plate.
15. Custom Full Color Panels [Nucleus, Voltage, Little Buddies] shall be an assembly consisting of 3/4" co-extruded H.D.P.E., a full color graphic printed on 3mm DiBond, and stainless steel hardware.
16. Custom Panels [Nucleus, Voltage, Little Buddies] Panel shall be 3/4" co-extruded H.D.P.E.

17. Custom Panels with Counter [Nucleus, Voltage] Counter Panel and counter shall be 3/4" co-extruded H.D.P.E. Counter support shall be formed 1" aluminum flat bar finished with a baked-on powder coating.
18. Doorway [Synergy] Door panel shall be 3/4" co-extruded HDPE. Door beam shall be one piece, all welded construction consisting of 1.660" OD X 12 GA and 7 GA stainless steel sheeting. Finished with a baked-on powder coating. Panel bracket shall be one piece welded construction consisting of a 7 GA formed stainless steel bracket and a 8 GA galvanized steel plate. Hardware shall be stainless steel.
19. Full Board Panel, Full Board Panel with sign, Upper Board Panel, Board Panel Enclosure [Voltage] Panel shall be 3/4" extruded H.D.P.E.
20. Gear [Nucleus, Voltage, Little Buddies] Panel shall be an assembly consisting of 3/4" extruded H.D.P.E. panel & knob, 1/2" extruded H.D.P.E. gears, 1/4" clear polycarbonate window, nylon washers, 5/8" OD nylon tube, stainless steel screws, T-nuts, and flat washers.
21. Double Drums Panel, Single Drum Panel [Nucleus, Voltage, Little Buddies, Synergy] Panel shall be 3/4" co-extruded HDPE. Drums shall be an average of 3/16" thick, linear, low density, rotationally molded, U.V. stabilized polyethylene with single wall construction, molded in 3/8" T-nut inserts, and a textured outside surface. Panel bracket shall be one piece welded construction consisting of a 7 GA formed stainless steel bracket and a 8 GA galvanized steel plate.
22. Bulldozer Door Panel (Left & Right) [Little Buddies] shall be made of 3/4" co-extruded H.D.P.E. with a Captain's Window made of 1/4" clear polycarbonate assembled to the door panel.
23. Bulldozer Wheels Panel [Little Buddies] Panel and counter shall be 3/4" co-extruded H.D.P.E.
24. Collision [Synergy, Nucleus] Panel shall be assembly consisting of 1/4" clear polycarbonate window, 1/4", 1/2" and 3/4" extruded HDPE, co-extruded HDPE all assembled together with stainless steel hardware. Panel Bracket shall be one piece welded construction consisting of a 7 GA formed stainless steel bracket and a 8 GA galvanized steel plate. Panel mounting plate shall be one piece all welded construction consisting of 10 GA and 14 GA galvanized steel plates.
25. Hide the Numbers [Nucleus] Panel shall be assembly consisting of 3/4" Co-extruded HDPE. Flipper board, Hide the numbers; flipper, hide the numbers, clicker spinner shall be Extruded HDPE. Casting, flat panel shall consist of A356-T6 Aluminum, Heat-Treated. Finished with baked on powder coating. Bronze bearing shall consist of .377" X .75" X .75" Oil impregnated bronze. Hardware shall be stainless steel. Instructions on Hide the Numbers shall be a full color graphic sign printed on 3mm DiBond.

26. Memory-Reactions Panel [Nucleus, Voltage, Little Buddies] Panels shall be 3/4" co-extruded H.D.P.E., 3/4" extruded H.D.P.E., 1/2" extruded H.D.P.E, stainless steel touch-sensors, commercial grade electronics, water-proof marine grade speaker, water-resistant rubber seals and foam gaskets, alkaline batteries & stainless steel hardware.
27. Paratroop [Nucleus, Voltage, Little Buddies] Panel, parachute and knobs shall be 3/4" co-extruded H.D.P.E. Standoff shall be 1/2" OD threaded stainless steel tubing.
28. Rain Wheel [Nucleus, Voltage, Little Buddies, Synergy] Panel shall be 3/4" co-extruded H.D.P.E., 3/4" extruded H.D.P.E., 1/2" extruded H.D.P.E., injection molded HDPE bolt covers, polycarbonate windows, polycarbonate baffle plates, stainless steel balls, stainless steel ball bearings & stainless steel hardware. Panel bracket shall be one piece welded construction consisting of a 7 GA formed stainless steel bracket and a 8 GA galvanized steel plate.
29. Seek'N'Find 2-Sided Play Panel [Nucleus] consists of A356-T6 Aluminum, Heat- Treated. Finished with baked on powder coating. Oil impregnated, bronze bearing, 3/4" extruded HDPE, 3/4" Co-extruded HDPE, stainless steel hardware, and 1/2" OD threaded stainless steel tubing.
30. Sprocket [Nucleus, Voltage, Little Buddies, Synergy] Panel shall be an assembly consisting of 3/4" extruded H.D.P.E. panel, overlays & knobs, 1/2" extruded H.D.P.E. gears, 1/4" clear polycarbonate window, nylon washers, nylon tube, stainless steel screws, barrel nuts, and flat washers. Panel bracket shall be one piece welded construction consisting of a 7 GA formed stainless steel bracket and a 8 GA galvanized steel plate.
31. Structure Age Sign Panels [Nucleus, Voltage, Little Buddies] shall be an assembly consisting of 3/4" co-extruded H.D.P.E., a full color graphic printed on 3mm DiBond, and stainless steel hardware.
32. Touch & Play Piano, Touch & Play Drum, Touch & Play Guitar & Touch & Play Steel Drum [Nucleus, Voltage, Little Buddies, Synergy] Panels shall be 3/4" co-extruded H.D.P.E., 3/4" extruded H.D.P.E., 1/2" extruded H.D.P.E, stainless steel touch-sensors, commercial grade electronics, water-proof marine grade speaker, water-resistant rubber seals and foam gaskets, alkaline batteries & stainless steel hardware. Panel bracket shall be one piece welded construction consisting of a 7 GA formed stainless steel bracket and a 8 GA galvanized steel plate.
33. Wheel of Fun [Nucleus, Voltage, Little Buddies] Panel shall be an assembly consisting of 3/4" co-extruded H.D.P.E. panel & arrow spinner, 1/2" extruded H.D.P.E. circles, bronze bearing, standoffs shall be 1/2" OD threaded stainless steel tubing, stainless steel screws, barrel-nuts & 3/8" washers.

G. Imagination Discover Panels

1. Imagination Discover Slide Sit Down Panel [Synergy] panel shall be 3/4" Co-extruded HDPE. Hardware package shall be stainless steel screws and washers.
2. Imagination Discover Double Slide Sit Down Panel [Synergy] panel shall be 3/4" Co-extruded HDPE. Hardware package shall be stainless steel screws and washers.
3. Imagination Discover Viper Slide Sit Down Panel [Synergy] panel shall be 3/4" Co-extruded HDPE. Hardware package shall be stainless steel screws and washers.

H. Ring attachment panels

1. Charade Ring Panel [Nucleus, Synergy, Voltage, Little Buddies] Panel shall be an assembly consisting of ring attachment weldment finished with powder coat finish, 1/2" extruded H.D.P.E. panels and overlays, 3/4" extruded H.D.P.E. knobs, 1/4" clear polycarbonate window, 5/8" acetal balls, 3/8" stainless steel balls, stainless steel screws, barrel nuts, and flat washers.
2. Memory-Reactions Ring Panel [Nucleus, Synergy, Voltage, Little Buddies] Panels shall be an assembly consisting of ring attachment weldment finished with powder coat finish, 3/4" co-extruded H.D.P.E., 3/4" extruded H.D.P.E., 1/2" extruded H.D.P.E, stainless steel touch-sensors, commercial grade electronics, water-proof marine grade speaker, water-resistant rubber seals and foam gaskets, alkaline batteries & stainless steel hardware.

I. Rotational molded panels

1. Charade, Waver [Nucleus, Voltage, Little Buddies, Synergy] Panel shall be an average of 1/4" thick, linear, low density, rotationally molded, U.V. stabilized polyethylene with double wall construction, molded in 3/8" T-nut inserts, and a textured outside surface. Nucleus includes side fillers. Panel shall be an assembly consisting of 1/2" extruded H.D.P.E. panels and overlays, 3/4" extruded H.D.P.E. knobs, 1/4" clear polycarbonate window, 5/8" acetal balls, 3/8" stainless steel balls, stainless steel screws, barrel nuts, and flat washers. Panel bracket shall be one piece welded construction consisting of a 7 GA formed stainless steel bracket and a 8 GA galvanized steel plate.
2. Hole [Nucleus, Voltage, Little Buddies] Panel shall be an average of 1/4" thick, linear, low density, rotationally molded, U.V. stabilized polyethylene with double wall construction, molded in 3/8" T-nut inserts, and a textured outside surface. Nucleus includes side fillers
 - a. Bubble Window: 3/16" thick G.E. Lexan plastic.
 - b. Circle Panel: 1/2" thick, high-density polyethylene.
 - c. Flat Window: 1/4" thick G.E. Lexan plastic.
 - d. Mirror: 16 GA stainless steel plate with #8 finish.

3. Race Car [Nucleus, Voltage] Panel shall be an average of 1/4" thick, linear, low density, rotationally molded, U.V. stabilized polyethylene with double wall construction, molded in 3/8" T-nut inserts, molded in graphics, and a textured outside surface.
4. Propeller [Nucleus, Voltage, Little Buddies, Synergy] Panel shall be an average of 1/4" thick, linear, low density, rotationally molded, U.V. stabilized polyethylene with double wall construction, molded in 3/8" T-nut inserts, and a textured outside surface. Nucleus includes side fillers. Panel shall be an assembly consisting of 1/2" extruded H.D.P.E. panels and overlays, 3/4" extruded H.D.P.E. knobs, 1/4" clear polycarbonate window, 5/8" acetal balls, 1/4" stainless steel balls, stainless steel screws, barrel nuts, and flat washers. Panel bracket shall be one piece welded construction consisting of a 7 GA formed stainless steel bracket and a 8 GA galvanized steel plate.
5. Tic-Tac-Toe [Nucleus, Voltage, Little Buddies] Panel shall be an assembly consisting of 1.029" OD x 14 GA galvanized steel tubing; an average of 1/4" thick, linear, low density, rotationally molded, U.V. stabilized polyethylene panel with double wall construction, molded in 3/8" T-nut inserts, and a textured outside surface; an average of 1/4" thick, linear, low density, rotationally molded, U.V. stabilized polyethylene cubes with a textured outside surface; and nylon washers.

J. Ship [Nucleus] Panels

1. Below Platform Ship Board Panels and Ship Board Panels shall be 3/4" co-extruded H.D.P.E.
2. Below Platform Ship Board Panel w/ Pirate, Below Platform Ship Board Panel w/ Cannon, Ship Board Panel w/ Pirate, Below Platform Ship Board Panel w/ Custom Image 41", Below Platform Ship Board Panel w/ Custom Image 25", and Ship Board Panel w/ Custom Image 41" shall be assemblies consisting of 3/4" co-extruded H.D.P.E., a full color graphic printed on 3mm DiBond, and stainless steel hardware.
3. Below Platform Ship Board Panel w/ Port Holes and Ship Board Panel w/ Port Holes shall be an assembly consisting of 3/4" co-extruded H.D.P.E., 1/2" extruded H.D.P.E., Lexan windows, and stainless steel hardware.

K. Vehicle Panels

1. Vehicle Hood [Nucleus] Casting, flat panel shall be A356-T6 Aluminum, Heat- Treated and finished with baked on powder coating. Vehicle hood custom assy shall be 3/4" extruded HDPE, 3/4" co-extruded HDPE, DiBond accent, bronze bearing, zinc plated steel hardware & stainless steel hardware. Hardware package shall be stainless steel.
2. Vehicle Front Door [Nucleus] Casting, flat panel shall be A356-T6 Aluminum, Heat- Treated and finished with baked on powder coating. Vehicle

front door custom assy shall be 3/4" extruded HDPE, 1/4" clear polycarbonate windows, DiBond accent & zinc plated steel hardware. Hardware package; hardware package shall be stainless steel.

3. Vehicle Back Door [Nucleus] Casting, flat panel shall be A356-T6 Aluminum, Heat- Treated and finished with baked on powder coating. Vehicle back door custom assy shall be 3/4" extruded HDPE, 1/4" clear polycarbonate windows, DiBond accent & zinc plated steel hardware. Hardware package; hardware package shall be stainless steel.
4. Vehicle Rear [Nucleus] Casting, flat panel shall be A356-T6 Aluminum, Heat- Treated and finished with baked on powder coating. Vehicle rear custom assy shall be 3/4" extruded HDPE, 3/4" co-extruded HDPE, 1/4" clear polycarbonate windows, DiBond accent, bronze bearing, zinc plated steel hardware & stainless-steel hardware. Hardware package; hardware package shall be stainless steel.

2.15 Ramps

A. ADA Ramp [Nucleus, Voltage] Ramp surface shall be one piece all welded construction consisting of 12 GA surfaces and 12 GA, 11 GA & 7 GA gussets. PVC coated after fabrication.

1. Barriers shall be one piece all welded construction consisting of 1.029" OD x 14 GA & 1.900" OD x 11 GA galvanized steel tubing, 1.315" OD x 14 GA & 1.900" OD x 11 GA galvanized steel tubing and 14 GA, 10 GA & 8 GA galvanized steel plate. Finished with a baked-on powder coating.
2. Guardrails shall be one piece all welded construction consisting of 1.315" OD x 14 GA & 1.900" OD x 11 GA galvanized steel tubing and 14 GA, 10 GA & 8 GA galvanized steel plate. Finished with a baked-on powder coating.

B. ADA Entrance Ramp [Nucleus, Voltage] Entrance plate shall be 7 GA HR steel and PVC coated after fabrication. Support tube shall be 1.315" OD x 12 GA or 1.900" OD x 11 GA galvanized steel tubing finished with a baked-on powder coating. Ramp surface shall be one piece all welded construction consisting of 12 GA surfaces and 11 GA gussets. PVC coated after fabrication.

1. Barriers shall be one piece all welded construction consisting of 1.029" OD x 14 GA & 1.900" OD x 11 GA galvanized steel tubing, 1.315" OD x 14 GA & 1.900" OD x 11 GA galvanized steel tubing and 14 GA & 10 GA galvanized steel plate. Finished with a baked-on powder coating.
2. Guardrails shall be one piece all welded construction consisting of 1.315" OD x 14 GA & 1.900" OD x 11 GA galvanized steel tubing and 14 GA & 10 GA galvanized steel plate. Finished with a baked-on powder coating.

C. Double Wide Ramp [Nucleus] Each Ramp section shall be one piece all welded construction consisting of 12 GA surfaces and 12 GA, 11 GA & 7 GA gussets. PVC coated after fabrication.

1. Barriers shall be one piece all welded construction consisting of 1.029" OD x 14 GA & 1.900" OD x 11 GA galvanized steel tubing, 1.315" OD x 14 GA & 1.900" OD x 11 GA galvanized steel tubing and 14 GA, 10 GA & 8 GA galvanized steel plate. Finished with a baked-on powder coating.
2. Guardrails shall be one piece all welded construction consisting of 1.315" OD x 14 GA & 1.900" OD x 11 GA galvanized steel tubing and 14 GA, 10 GA & 8 GA galvanized steel plate. Finished with a baked-on powder coating.
3. Closure plate for Switchback Ramp shall be galvanized 12 GA steel finished with a baked-on powder coating.

D. Double Wide Entrance Ramp [Nucleus] Entrance plate shall be 7 GA HR steel and PVC coated after fabrication. Support tube shall be 1.315" OD x 12 GA or 1.900" OD x 11 GA galvanized steel tubing finished with a baked-on powder coating. Ramp surface shall be one piece all welded construction consisting of 12 GA surfaces and 11 GA gussets. PVC coated after fabrication.

1. Barriers shall be one piece all welded construction consisting of 1.029" OD x 14 GA & 1.900" OD x 11 GA galvanized steel tubing, 1.315" OD x 14 GA & 1.900" OD x 11 GA galvanized steel tubing and 14 GA & 10 GA galvanized steel plate. Finished with a baked-on powder coating.
2. Guardrails shall be one piece all welded construction consisting of 1.315" OD x 14 GA & 1.900" OD x 11 GA galvanized steel tubing and 14 GA & 10 GA galvanized steel plate. Finished with a baked-on powder coating.
3. Closure plate for Switchback Ramp shall be galvanized 12 GA steel finished with a baked-on powder coating.

2.16 Roofs and Roof Adapters

A. Roof Adapters [Little Buddies] One piece all welded construction consisting of 3 1/2" OD x 11 GA and 2.875" OD x 8 GA galvanized steel tubing, and 14 GA galvanized steel plate. Finished with a baked-on powder coating.

B. Roof Adapters [Voltage] One piece all welded construction consisting of 4" OD x 7 GA galvanized steel tubing and 10 GA galvanized steel plate. Finished with a baked-on powder coating -- OR -- one piece all welded construction consisting of 4 1/2" OD x 11 GA HPRO EW steel tubing finished with cadmium yellow chromate plating, 4" OD x 7

GA galvanized steel tube, and 14 GA galvanized sheet steel. Finished with a baked-on powder coating.

C. Ara Shade Canopies [Nucleus, Intensity] Shade fabric shall be knitted of monofilament and tape construction high density polyethylene with ultraviolet stabilizers, woven polyester and vinyl reinforcements. Attachment cables shall be .31” diameter vinyl covered galvanized cable with galvanized turnbuckle and zinc-plated copper cable fasteners and will be pre-inserted into canopy hem. Canopy rafters, support brace and roof connectors shall each be one piece all welded construction of 2 3/8” OD and 5” OD galvanized steel tubing finished with a baked-on powder coating. Stainless steel hardware.

D. Arched Punched Steel Roof [Little Buddies] Roof panel shall be one piece all welded construction consisting of 1.315" OD x 14 GA galvanized steel tubing, 16 GA HR sheet steel, and 10 GA galvanized steel cap. Finished with a baked-on powder coating. Arches shall be one piece all welded construction consisting of 2 3/8" OD x 12 GA galvanized steel tubing and 7 GA HRPO steel plate. Finished with a baked-on powder coating.

E. Arched Punched Steel Roof [Voltage] Roof panel shall be one piece all welded construction consisting of 1.315" OD x 14 GA galvanized steel tubing, 16 GA HR sheet steel, and 10 GA galvanized steel cap. Finished with a baked-on powder coating. Arched posts shall be one piece all welded construction consisting of 3.50" OD x .216" wall aluminum pipe and 3/16" aluminum plate. Finished with a baked-on coating.

F. Clubhouse Roofs [Nucleus]

1. Clubhouse Hex Roof shall have roof supports that are one piece all welded construction consisting of 5" OD X 3/16 wall tubing, 12 GA galvanized sheet steel, 10 GA galvanized sheet steel, 8 GA galvanized sheet steel and 3/8-16 X 3/4" weld screws. Finished with a baked-on powder coating. Clubhouse hex roof assemblies shall consist of: all welded 12 GA and 14 GA galvanized steel formed supports finished with a baked on powdercoat, 3/4" recycled HDPE wood planks, zinc plated steel screws and 18-8 stainless steel flat and split lock washers. The hardware package shall contain zinc plated steel lock nuts, aluminum rivets and stainless steel washers.
2. Clubhouse Retreat Roof and Clubhouse Tilt Roof shall have roof supports that are one piece all welded construction consisting of 5” OD X 11 GA galvanized steel tubing, 8 GA galvanized steel plate, and 7 GA HRPO steel plate. Finished with a baked-on powder coating. Clubhouse retreat and tilt roof assembly shall consist of: assembly consisting of: 10 GA galvanized steel formed supports and 14 GA galvanized steel channel support; all finished with a baked-on powder coat, 3/4" recycled HDPE wood planks, zinc plated steel screws and 18-8 stainless steel flat and split lock washers. The hardware package shall contain stainless steel button head cap screws, nuts, washers and

lock washers; zinc plated pan head screws and aluminum rivets with 302 stainless steel pin.

G. Concave and Convex Roof [Nucleus] Curved post adapters shall be one piece all welded construction consisting of 5" OD x 11 gage galvanized steel tubing, 10 gage galvanized steel plate and 3/8" nut insert. Finished with a baked-on powder coating. Side frames shall be one piece all welded construction consisting of formed 2" x 6" x 1/4" wall structural aluminum tubing, 1/8" thick plates and 3/8" zinc plated nut inserts. Finished with a baked-on powder coating. Cross braces to be one piece all welded construction consisting of 1.315" OD tubing and 10 gage galvanized steel mounting plates. Some will also have 3/8" zinc plated nut inserts Finished with baked on powder coat. End plates shall be formed galvanized sheet steel 10 gage. Finished with baked on powder coat. Roof panel shall be corrugated aluminum sheet 25 gage.

H. Elation Roofs [Synergy] 1/2" extruded HDPE secured to welded support toppers which are one-piece welded construction consisting of 3.5" OD X 12 GA galvanized tubing, 8 GA galvanized sheet steel and 10 GA galvanized sheet steel, 1.315" OD X 12 GA galvanized steel cross bars and 10 GA galvanized sheet steel all finished with a baked-on powder coat. Single post elation roofs shall be one piece welded construction consisting of 3.5" OD X 11 GA galvanized tubing, 1.315" OD X 12 GA galvanized tubing, and 10 GA galvanized sheet steel finished with a baked-on powder coat.

I. Evolution Roofs [Nucleus] shall contain support weldments that are one piece all welded construction consisting of 2 3/8" OD X 10 GA galvanized steel tubing, 7 GA stainless steel sheeting, and 8 GA galvanized steel plating. The crossbars shall be one piece all welded construction consisting of 7 GA stainless steel sheeting, 8 GA galvanized steel plating, and 1.315" OD x 12 GA galvanized steel tubing. The roof plate shall be 14 GA galvanized steel sheeting. The roof end plate shall be 8 GA galvanized steel sheeting. All metal shall be finished with a baked-on powder coating. All hardware shall be stainless steel.

J. Hexagonal Peak Roof [Voltage, Little Buddies] Roof shall be 3/16" thick, linear, low density, rotationally molded, U.V. stabilized polyethylene with double wall construction.

K. Metal Hex Roof and Metal Half Hex Roof [Voltage] Metal roof supports shall be one piece all welded construction consisting of 4 1/2" OD x 3/16" and 3 1/2" OD x 3/16" wall steel tubing, 12 GA galvanized sheet steel, 10 GA galvanized sheet steel, 8 GA galvanized sheet steel and 3/8-16 x 3/4" weld screws, finished with a baked-on powder coating. Half Hex Support shall be one piece all welded construction consisting of 12 GA galvanized steel sheet and 3/8 -16 x 3/4" weld screws, finished with a baked-on powder coating. Roof panels shall be 14 GA galvanized sheet steel, finished with a baked-on powder coating.

L. Metal Half Hex Roof, Metal Square Roof, [Nucleus] Metal roof supports shall be one piece all welded construction consisting of 5" OD x 120" wall steel tubing, 12 GA galvanized sheet steel, 8 GA galvanized sheet steel, 8 GA galvanized sheet steel and

3/8-16 x 3/4" weld screws, finished with a baked-on powder coating. Half Hex Support shall be one piece all welded construction consisting of 12 GA galvanized steel sheet and 3/8 -16 x 3/4" weld screws, finished with a baked-on powder coating. Roof panels shall be 14 GA galvanized sheet steel, finished with a baked-on powder coating.

M. Petal Post Topper [Nucleus, Synergy, Voltage] Petal Post Topper shall be 1/4" thick, linear, low density, rotationally molded, UV stabilized polyethylene with double wall construction, molded in 3/8" T-nut inserts and textured surface. Secured to posts with 1/4" x 1/2" stainless steel pinned aluminum drive rivets.

N. ShadePlay Canopy [Nucleus, Synergy, Voltage, Little Buddies] Shade fabric shall be knitted of monofilament and tape construction high density polyethylene with Ultra Violet stabilizers. Attachment cables shall be .31" diameter vinyl covered galvanized cable with galvanized turnbuckle and will be pre-inserted into canopy hem. Canopy rafters and roof connectors shall each be one piece all welded construction of 1.660" OD, 1.900" OD, 2 3/8" OD and/or 3 1/2" OD galvanized steel tubing finished with a baked-on powder coating. End cap shall be aluminum finished with a baked-on powder coating. [Little Buddies] Support tube shall be 2 3/8" OD galvanized steel tube with a baked-on powder coating finish. Support tube mounting brackets shall be hot-dipped galvanized, grade 32510, malleable iron finished with a baked-on powder coating.

O. Shaker Square Roof [Nucleus, Voltage] Roof shall be 3/16" thick, linear, low density, rotationally molded, U.V. stabilized polyethylene with double wall construction.

P. Shaker Hex Roof [Nucleus, Voltage] Roof shall be 3/16" thick, linear, low density, rotationally molded, U.V. stabilized polyethylene with double wall construction and molded in threaded inserts.

Q. Steel Quad Roof, Steel Quad Roof with Cupola, Steel Square Roof [Nucleus, Voltage] Cupola support shall be one piece all welded construction consisting of 1.315" OD x 12 GA galvanized steel tubing and 10 GA galvanized steel plate. Finished with a baked-on powder coating. Flag pole shall be one piece all welded construction consisting of 1.315" OD x 14 GA galvanized steel tubing, and 10 GA and 14 GA galvanized steel plate. Finished with a baked-on powder coating. Roof panels shall be 14 GA galvanized sheet steel. Finished with a baked-on powder coating.

R. Square Peak Roof [Voltage, Little Buddies] Roof shall be 3/16" thick, linear, low density, rotationally molded, U.V. stabilized polyethylene with double wall construction.

S. Triple Petal Post Topper [Nucleus] Petal Post Topper shall be 1/4" thick, linear, low density, rotationally molded, UV stabilized polyethylene with double wall construction, molded in 3/8" T-nut inserts and textured surface. Triple Petal Post Adapter shall be a one piece all welded construction consisting of 5" OD x 12 GA galvanized tubing and 10 GA galvanized plate, finished with a baked-on powder coating. Plastic Petal topper

is secured to post adapter and post adapter is secured to post with 1/4" x 1/2" stainless steel pinned aluminum drive rivets.

2.17 Slides (SEPARATE HOODS FROM SLIDES, REMOVE SIDE FILLERS)

A. Cobra Slides [Nucleus] The entrance, transition, exit, and Viper (Fusion only) sections shall be 1/4" thick, linear, low density, rotationally molded, U.V. stabilized polyethylene with double wall construction, molded in 3/8" T-nut inserts (excluding Viper sections), and a matte finish on the bedway, textured exterior surface. The tube sections shall be 1/4" thick, linear, low density, rotationally molded, U.V. stabilized polyethylene with single wall construction, and a smooth finish on bedway, textured exterior surface. Slide supports shall be one piece all welded construction consisting of 1.900" OD x 11 GA galvanized steel tubing and 8 GA galvanized steel plating. Exit support shall be one piece all welded construction consisting of 2 3/8" OD x 12 GA galvanized steel tubing and 10 GA galvanized sheet steel. Entrance connection shall contain an A356-T6 Aluminum, heat treated casting and a one piece all welded construction consisting of 8 GA and 10 GA galvanized steel sheeting. Entrance plate shall be 14 GA galvanized steel sheeting. No Climb Barrier shall contain a 1.900" OD X 11 GA galvanized steel tubing, a one piece all welded construction consisting of 1.900" X 11 GA galvanized steel tubing and 1 5/8" OD x 1/8" wall zinc-plated steel tube. Finished with a baked-on powder coating, and a 3/4" co-extruded panel. All metal is finished with a baked-on powder coating. Slide window shall be 3/16" thick G.E. Lexan. Probe brackets shall be one piece all welded construction consisting of formed 7 GA stainless steel and 8 GA galvanized steel plate. Finished with a baked-on powder coating. All hardware is stainless steel. For Fusion slides see product specifications for Viper Slides.

1. Hillside Cobra Slide Transition; Hillside Cobra Slide Straight Section; Hillside Cobra Slide Short Straight Section; Hillside Cobra Slide Tight Turn Section; Hillside Cobra Slide Wide Turn Section [Nucleus]: Slide sections to be linear, low density, rotationally molded, U.V. stabilized polyethylene with double wall construction, molded in 1/4" T-nut inserts, and a textured surface.
2. Hillside Cobra Support: Support to be 8GA formed plate welded to 1.900" OD tubing. Finished with a baked-on powder coating.

B. Contour [Nucleus, Synergy] Slide shall consist of 1/4" min. thick, linear, low density, rotationally molded, U.V. stabilized polyethylene with double wall construction, molded in 3/8" T-nut inserts, and a textured surface. Slide mid support shall be one piece all welded construction consisting of 2 3/8" OD x 12 GA galvanized steel tubing and 10 GA galvanized sheet steel. Finished with a baked-on powder coating. Slide exit supports shall be one piece all welded construction consisting of 2 3/8" OD x 12 GA galvanized steel tubing and 8 GA galvanized sheet steel. Finished with a baked-on powder coating.

C. Hood, Single and Double [Nucleus, Voltage, Little Buddies] Hood shall consist of 1/4" min. thick, linear, low density, rotationally molded, U.V. stabilized polyethylene with double wall construction, molded in 3/8" T-nut inserts, and a textured surface.

D. Crescent Platform [Nucleus]: Slide section is linear, low density, rotationally molded, U.V. stabilized polyethylene with double wall construction, molded in 1/4" T-nut inserts, and a textured surface. Mounting brackets shall be one-piece all welded construction consisting of 8GA galvanized steel. Finished with a baked-on powder coating. Mounting plate shall be 14 GA galvanized sheet steel, finished with a baked-on powder coating. Stainless steel assembly hardware.

E. Hillside Fusion Slide Entrance: Slide sections shall be linear, low density, rotationally molded, U.V. stabilized polyethylene with double wall construction, molded in 1/4" T-nut inserts, and a textured surface. Mounting brackets shall be A356-T6 Aluminum, Heat-treated and one piece all welded construction consisting of 8 GA galvanized steel. Finished with a baked-on powder coating. Mounting plate shall be 14 GA galvanized sheet steel, finished with a baked-on powder coating. Stainless steel assembly hardware.

F. Monaco [Nucleus, Synergy] Slide shall consist of 1/4" min. thick, linear, low density, rotationally molded, U.V. stabilized polyethylene with double wall construction, molded in 3/8" T-nut inserts, and a textured surface. Slide exit support shall be one piece all welded construction consisting of 2 3/8" OD x 12 GA galvanized steel tubing and 8 GA galvanized sheet steel. Finished with a baked-on powder coating.

G. Rock'n Roll Slide [Nucleus, Synergy, Voltage, Little Buddies] Slide shall consist of 1/4" min. thick, linear, low density, rotationally molded, U.V. stabilized polyethylene with double wall construction, molded in 3/8" T-nut inserts, and a textured surface. Slide side barrier shall be one piece all welded construction consisting of 1.315" OD x 12 GA galvanized steel tubing, 10 GA galvanized sheet steel, and HDPE threaded inserts. Finished with a baked-on powder coating. Slide mid support shall be one piece all welded construction consisting of 2 3/8" OD x 12 GA galvanized steel tubing and 10 GA galvanized sheet steel. Finished with a baked-on powder coating. Slide exit support shall be one piece all welded construction consisting of 2 3/8" OD x 12 GA galvanized steel tubing and 8 GA galvanized sheet steel. Finished with a baked-on powder coating. Side filler casting shall be cast A56 Aluminum; finished with baked on powder coating. Grab bar shall be one piece welded construction consisting of 1.315" OD galvanized tubing and 7 GA stainless steel brackets. Finished with a baked-on powder coat.

H. Sit Down Bar, Single and Double [Synergy] Sit down bar shall be one-piece welded construction consisting of 1.315" OD galvanized tubing and 7 GA stainless steel brackets. Finished with a baked-on powder coat. Hardware package shall be stainless steel screws and washers.

I. Spark Slide [Synergy] Slide shall consist of 1/4" min. thick, linear, low density, rotationally molded, U.V. stabilized polyethylene with double wall construction, molded in 3/8" T-nut inserts, and a textured surface. Slide exit support shall be one

piece all welded construction consisting of 2 3/8" OD x 12 GA galvanized steel tubing and 8 GA galvanized sheet steel. Finished with a baked-on powder coating.

J. Spiral Slide [Voltage, Little Buddies, Genesis] and Spiral Slide w/Attachment Plate [Voltage, Little Buddies] Support post shall be 3 1/2" OD x 11 GA galvanized steel tubing. Exit support shall be one piece all welded construction consisting of 2 3/8" OD x 10 GA galvanized steel tubing and 8 GA galvanized plate finished with a baked-on powder coating. Walkway shall be one piece all welded construction consisting of 12 GA surfaces and gussets. PVC coated after fabrication. Barriers shall be one piece all welded construction consisting of 1.315" OD x 14 GA & 1.029" OD x 14 GA galvanized steel tubing, 10GA & 12 GA galvanized steel plate, and HR steel bar stock. Finished with a baked-on powder coating. Slide shall be an average of 1/4" thick, linear, low density, rotationally molded, U.V. stabilized polyethylene with double wall construction, molded in 3/8" T-nut inserts, and textured outside surfaces.

K. Spiral Slide [Nucleus, Voltage] Clamping shall be hot-dipped galvanized, grade 32510, malleable iron. Spacers shall be 1/2" OD x .058" wall plated black tubing. Center post shall be 3 1/2" OD x 11 GA galvanized steel tubing finished with a baked-on powder coating. Exit support shall be one piece all welded construction consisting of 2 3/8" OD x 12 GA galvanized steel tubing and 8 GA galvanized sheet steel. Finished with a baked-on powder coating. Platform bracket shall be one piece all welded construction with 7 GA HRPO steel plate and gussets for 56" and 64" slides, finished with a baked-on powder coating. Platform adapter shall be one piece all welded construction with 8 GA galvanized sheet, 1.029" x 14 GA galvanized tubing and SS T-nuts for 72" slide, finished with a baked-on powder coating. Slide, walkway, and enclosures shall be an average of 1/4" thick, linear, low density, rotationally molded, U.V. stabilized polyethylene with double wall construction, molded in 3/8" T-nut inserts, and textured outside surfaces.

L. Steel Slides [Voltage, Synergy, Nucleus] Attachment plate shall be 10 GA galvanized steel plate finished with a baked-on powder coating. Exit supports shall be 1.660" OD X 14 GA galvanized steel tubing finished with a baked-on powder coating. Slide shall be an assembly consisting of 16 GA stainless steel bedway and support rungs with BA Finish (Bright Annealed), side rail weldments consisting of 1/8" thick extruded aluminum side D-rail and 1/8" aluminum plate, steel nut inserts and steel rivets. Side rails finished with a baked-on powder coating. Enclosure or Sit-Down Bar shall be one piece all welded construction consisting of formed 1.315" OD x 14 GA galvanized steel tubing and formed 3/16" stainless steel plates. Finished with a baked-on powder coating. [Voltage, Nucleus] Sit-Down Bar shall be one piece all welded construction consisting of formed 1.315" OD x 14 GA galvanized steel tubing. Finished with a baked-on powder coating.

M. SS Wavy Slide, SS Slide 32"-40", 48"-56", 64"-72" [Synergy] Steel slide shall be one piece all welded construction consisting of formed 1.315" X 12 GA galvanized steel tubes. Finished with a baked-on powder coating. Plastic threaded inserts are inserted into the bottom of the piece. Support exit shall be 1.660" OD x 13 GA galvanized steel tubing finished with a baked-on powder coating. Casting bracket shall

be A356-T6 Aluminum, Heat-Treated. Finished with baked on powder coating. Slide assembly shall be assembly consisting of 16 GA stainless steel bedway and rungs, side rail weldments consisting of 1/8" thick extruded aluminum side D-rail and 1/8" aluminum plate, steel nut inserts and steel rivets. Side rails finished with a baked-on powder coating. Hardware package shall be stainless steel and aluminum rivets.

N. Thrill Ride Slide & Thrill Ride Slide w/Window [Nucleus, Voltage] Entrance shall be an average of 1/4" thick, linear, low density, rotationally molded, U.V. stabilized polyethylene with double wall construction, molded in 3/8" T-nut inserts, and a textured surface. Tubes shall be an average of 1/4" thick, linear, low density, rotationally molded, U.V. stabilized polyethylene with a textured outside surface. Exit support shall be one piece all welded construction consisting of 1.029" OD X 14 GA and 2.375" OD x 12 GA galvanized steel tubing, and 10 GA galvanized sheet steel. Finished with a baked-on powder coating. Mid supports shall be one piece all welded construction consisting of 1" SQ x .120" wall tubing, 14 GA steel plates, and 1.660" OD x 12 GA galvanized steel tubing. Finished with a baked-on powder coating. Formed tube window shall be 3/16" thick G.E. LexanTM.

O. Tube Slide & Tube Slide w/Window [Nucleus, Voltage, Little Buddies] Entrance shall be an average of 1/4" thick, linear, low density, rotationally molded, U.V. stabilized polyethylene with double wall construction, molded in 3/8" T-nut inserts, and a textured surface. Tubes shall be an average of 1/4" thick, linear, low density, rotationally molded, U.V. stabilized polyethylene with a textured outside surface. Exit support shall be one piece all welded construction consisting of 1.029" OD X 14 GA and 2.375" OD x 12 GA galvanized steel tubing, and 10 GA galvanized sheet steel. Finished with a baked-on powder coating. Mid supports shall be one piece all welded construction consisting of 1" SQ x .120" wall tubing, 14 GA steel plates, and 1.660" OD x 12 GA galvanized steel tubing. Finished with a baked-on powder coating. Formed tube window shall be 3/16" thick G.E. LexanTM.

P. Viper Slides [Nucleus, Synergy, Voltage] All slide sections shall be an average of 1/4" thick (minimum 1/4" in bedway), linear, low density, rotationally molded, U.V. stabilized polyethylene with double wall construction, molded in 3/8" T-nut inserts (Entrance only), and a matte finish on the bedway, textured exterior surface. Slide barriers shall be weldment consisting of 1.315" OD x 12 GA galvanized steel tubing, 10 GA galvanized sheet steel, and HDPE threaded inserts. Finished with a baked-on powder coating. Hood mounting tube shall be 1.315" OD x 12 GA galvanized tubing finished with a baked-on powder coating, connected to post with KoreKonnnectTM clamp castings. Slide supports shall be 8 gage formed plate welded to 1.660" OD tubing. Finished with baked on powder coat. Exit support shall be one piece all welded construction consisting of 2 3/8" OD x 12 GA galvanized steel tubing and 8 GA galvanized sheet steel. Finished with a baked-on powder coating. Side filler (Nucleus only) shall be cast aluminum. (Turn sections) shall be 1/4" thick, linear, low density, rotationally molded, U.V. stabilized polyethylene with double wall construction, and a textured surface.

1. Slide Hood [Nucleus, Voltage] Hood shall be an average of 1/4" thick (minimum 1/4" in bedway), linear, low density, rotationally molded, U.V. stabilized polyethylene with double wall construction, and a matte finish on the inside, textured exterior surface
2. Viper Slide Sit Down Bar [Synergy] Sit down bar shall be one piece welded construction consisting of 1.315" OD galvanized tubing and 7 GA stainless steel brackets. Finished with a baked-on powder coat. Grab bar shall be one piece welded construction consisting of 1.315" OD galvanized tubing and 7 GA stainless steel brackets. Finished with a baked-on powder coat. Hardware package shall be stainless steel screws and washers.

Q. Viper II Slides [Nucleus, Synergy, Voltage] All slide sections and hood shall be an average of 1/4" thick (minimum 1/4" in bedway), linear, low density, rotationally molded, U.V. stabilized polyethylene with double wall construction, molded in 3/8" T-nut inserts (Entrance only), and a matte finish on the bedway, textured exterior surface. Entrance platforms shall be 12 gage formed steel, 12 gage gussets, finished with PVC coating. Double slide hood shall be 1/4" thick, linear, low density, rotationally molded, U.V. stabilized polyethylene with double wall construction, molded in 3/8" T-nut inserts, and a textured surface. Hood mount brackets shall consist of 1.029" OD and 1.315" OD tubing, welded to either 10 gage galvanized plate or 3/16" stainless steel plate, finished with a baked-on powder coating, connected to post with KoreKconnect™ clamp castings. Slide supports shall be 8 gage formed plate welded to 1.660" OD tubing. Finished with baked on powder coat. Exit support shall be one piece all welded construction consisting of 2 3/8" OD x 12 GA galvanized steel tubing and 8 GA galvanized sheet steel. Finished with a baked-on powder coating.

R. Viper III Slides [Nucleus, Voltage] All slide sections, spacers and hood shall be an average of 1/4" thick (minimum 1/4" in bedway), linear, low density, rotationally molded, U.V. stabilized polyethylene with double wall construction, molded in 3/8" T-nut inserts (Entrance only), and a matte finish on the bedway, textured exterior surface. Hood mount brackets shall consist of 1.029" OD and 1.315" OD tubing, welded to either 10 gage galvanized plate or 3/16" stainless steel plate, finished with a baked-on powder coating, connected to post with KoreKconnect™ clamp castings. Slide supports shall be 8 gage formed plate welded to 1.660" OD tubing. Finished with baked on powder coat. Exit support shall be one piece all welded construction consisting of 2 3/8" OD x 12 GA galvanized steel tubing and 8 GA galvanized sheet steel. Finished with a baked-on powder coating. Side filler (Nucleus only) shall be cast aluminum.

S. 96" Spiral Tube Slide Around Post [Voltage] Entrance shall be an average of 1/4" thick, linear, low density, rotationally molded, U.V. stabilized polyethylene with double wall construction, molded in 3/8" T-nut inserts, and a textured surface. Tubes shall be an average of 1/4" thick, linear, low density, rotationally molded, U.V. stabilized polyethylene with a textured outside surface. Exit support shall be one piece all welded construction consisting of 1.029" OD X 14 GA and 2.375" OD x 12 GA galvanized steel tubing, and 10 GA galvanized sheet steel. Finished with a baked-on powder coating. Mid supports shall be one piece all welded construction consisting of 1" SQ x

.120" wall tubing, 14 GA steel plates, and 1.660" OD x 12 GA galvanized steel tubing. Finished with a baked-on powder coating.

T. 96" and 112" Spiral Tube Slide [Nucleus, Voltage] Hole Panel shall be an average of 1/4" thick, linear, low density, rotationally molded, U.V. stabilized polyethylene with double wall construction, molded in 3/8" T-nut inserts, and a textured surface. Tubes shall be an average of 1/4" thick, linear, low density, rotationally molded, U.V. stabilized polyethylene with a textured outside surface. Exit support shall be one piece all welded construction consisting of 1.029" OD X 14 GA and 2.375" OD x 12 GA galvanized steel tubing, and 10 GA galvanized sheet steel. Finished with a baked-on powder coating. Mid supports shall be one piece all welded construction consisting of 1" SQ x .120" wall tubing, 14 GA steel plates, and 1.660" OD x 12 GA galvanized steel tubing. Finished with a baked-on powder coating.

U. Roller Slide [Voltage, Synergy, Nucleus] Entrance Platform shall be one piece all welded construction consisting of 10 GA HRPO steel plating. Finished with PVC coating. Rails shall be one piece all welded construction consisting of formed 1.315" OD X 14 GA galvanized steel tubes and 10 GA galvanized sheet steel. Finished with a baked-on powder coating. Footer supports shall be one piece all welded construction consisting of a 1.029" OD X 14 GA galvanized steel tube and a 1.315" OD X 12 GA galvanized steel tube. Finished with a baked-on powder coating. Enclosure shall consist of one piece all welded construction consisting of formed 1.315" X 12 GA galvanized steel tubes. Finished with a baked-on powder coating. Plastic threaded inserts are inserted into the bottom of the piece. Rollers for the bed way shall be an assembly consisting of 2" OD steel tube, ABEC ball bearings, and dual rubber labyrinth seal. Finished with a baked-on powder coating. Grab bar shall be one-piece welded construction consisting of 1.315" OD galvanized tubing and 7 GA stainless steel brackets. Finished with a baked-on powder coat.

V. Luge Slide [Nucleus, Synergy, Voltage] Slide & Hood shall consist of 1/4" min. thick, linear, low density, rotationally molded, U.V. stabilized polyethylene with double wall construction, molded in 3/8" T-nut inserts, and a textured surface. Slide side barrier shall be one piece all welded construction consisting of 1.315" OD x 12 GA galvanized steel tubing, 10 GA galvanized sheet steel, and HDPE threaded inserts. Finished with a baked-on powder coating. Slide mid support shall be one piece all welded construction consisting of 2 3/8" OD x 12 GA or 10 GA galvanized steel tubing and 10 GA galvanized sheet steel, and 2 1/2" X 1 1/2" X 3/16" HRS angle. Finished with a baked-on powder coating. Slide exit support shall be one piece all welded construction consisting of 2 3/8" OD x 12 GA galvanized steel tubing and 8 GA galvanized sheet steel. Finished with a baked-on powder coating. Side filler casting shall be cast A56 Aluminum; finished with baked on powder coating.

1. Double CSA Slide Hood [Synergy] Double slide hood shall be double wall, linear low density, rotationally molded, U.V. stabilized polyethylene with double wall construction, molded in 3/8" T-nut inserts, and a textured surface. Support tube shall be 1.315" OD x 12 GA galvanized tubing finished with a baked-on powder coating. Casting bracket shall be A356-T6 Aluminum, Heat-

Treated. Finished with baked on powder coating. Hood mount bracket 1.315" X 1 1/2" shall be 10 gage mounting plate welded to 1.315" OD tubing. Finished with baked on powder coat. Hardware package shall be stainless steel and aluminum rivets with stainless steel pins.

W. Velo Slides, 64"-72" & 88"-96" [Nucleus, Synergy, Voltage] Slide & Hood shall consist of 1/4" min. thick, linear, low density, rotationally molded, U.V. stabilized polyethylene with double wall construction, molded in 3/8" T-nut inserts, and a textured surface. Slide side barrier shall be one piece all welded construction consisting of 1.315" OD x 12 GA galvanized steel tubing, 10 GA galvanized sheet steel, and HDPE threaded inserts. Finished with a baked-on powder coating. Slide mid support shall be one piece all welded construction consisting of 2 3/8" OD x 12 GA galvanized steel tubing and 10 GA galvanized sheet steel. Finished with a baked-on powder coating. Slide exit support shall be one piece all welded construction consisting of 2 3/8" OD x 12 GA galvanized steel tubing and 8 GA galvanized sheet steel. Finished with a baked-on powder coating. Side filler casting shall be cast A56 Aluminum; finished with baked on powder coating. Grab bar shall be one piece welded construction consisting of 1.315" OD galvanized tubing and 7 GA stainless steel brackets. Finished with a baked-on powder coat.

2.18 Stairways

A. Narrow Stairway [Nucleus, Voltage] Anchor tubes shall be 1.660" OD x 13 GA galvanized steel tubing finished with a baked-on powder coating. Stairs shall be one piece all welded construction consisting of 12 GA HRPO and/or 10 GA HRPO steel surfaces and sides. PVC coated after fabrication.

1. Handrails shall be one piece all welded construction consisting of 1.315" OD x 12 GA galvanized steel tubing, and 10 GA galvanized steel cap. Finished with a baked-on powder coating.
2. Handrails shall be one piece all welded construction consisting of 1.315" OD x 12 GA, 1.315" OD x 14 GA, and 1.029" OD x 14 GA galvanized steel tubing, and 10 GA galvanized steel cap. Finished with a baked-on powder coating.

B. NaturePlay Transfer Stump [Nucleus, Voltage, Little Buddies]. Stump shall be manufactured from Glass Fiber Reinforced Concrete (GFRC) with cast in threaded inserts. Glass fiber is Alkali Resistant (AR) type formulated for concrete. GFRC shall be 1,500 pounds per square inch in tension, 5,000 pounds per square inch in compression. GFRC is colored with an integral color and sealed with a V-Seal. Final coloring is achieved with a latex stain formulated for concrete. Handrails shall be one piece all welded construction consisting of 1.315" OD x 12 GA & 1.029" OD x 14 GA galvanized steel tubing, and 10 GA galvanized steel cap. Finished with a baked-on

powder coating. Accessible stair shall be one piece all welded construction consisting of 12 GA HRPO steel surfaces, sides, and gussets. PVC coated after fabrication.

C. Slide Platform and Stair [Burke Basics] Anchor tube shall be 1.660" OD x 13 GA galvanized steel tubing finished with a baked-on powder coating. Bracket shall be one piece all welded construction consisting of 7 GA HRPO steel plate and 1.029" OD x 14 GA galvanized steel tubing. Finished with a baked-on powder coating. Platform shall be one piece all welded construction consisting of 12 GA surfaces and gussets, and 7 GA corner plates. PVC coated after fabrication. Pipe wall shall be one piece all welded construction consisting of 1.029" OD x 14 GA and 1.315" OD x 14 GA galvanized steel tubing, and 1 1/2" x 1/2" x 10 GA galvanized formed plate. Finished with a baked-on powder coating. Arched handrail support shall be one piece all welded construction consisting of 1.315" OD x 14 GA, 1.315" OD x 12 GA, and 1.029" OD x 14 GA galvanized steel tubing, and HDPE threaded inserts. Finished with a baked-on powder coating. Stairway shall be one piece all welded construction consisting of 12 GA HRPO and/or 10 GA HRPO steel surfaces and sides. PVC coated after fabrication. Handrail shall be one piece all welded construction consisting of 1.315" OD x 12 GA, 1.315" OD x 14 GA, and 1.029" OD x 14 GA galvanized steel tubing, and 10 GA galvanized steel cap. Finished with a baked-on powder coating.

D. Single Post Transfer Platform [Synergy, Nucleus] One-piece welded support consisting of 3 1/2" OD X 11 GA galvanized tube and 1/4" HRS plate finished with a baked-on powder coating. Handrails shall be one piece all welded construction consisting of 1.315" OD x 12 GA & 1.029" OD x 14 GA galvanized steel tubing, and 10 GA galvanized steel cap. Finished with a baked-on powder coating. Stairs, transfer platform, and single step shall be one piece all welded construction consisting of 12 GA HRPO steel surfaces, sides, and gussets. PVC coated after fabrication.

E. Single Step [Synergy] single step shall be one piece all welded construction consisting of 12 GA surfaces and gussets. PVC coated after fabrication. Support exit shall be 1.660" OD x 13 GA galvanized steel tubing finished with a baked-on powder coating. Hardware package shall be stainless steel screws, washers & nuts.

F. Transfer Stairway [Nucleus, Synergy, Voltage, Little Buddies] Anchor tubes shall be 1.315" OD x 12 GA galvanized steel tubing finished with a baked-on powder coating. Handrails shall be one piece all welded construction consisting of 1.315" OD x 12 GA & 1.029" OD x 14 GA galvanized steel tubing, and 10 GA galvanized steel cap. Finished with a baked-on powder coating. Stairs shall be one piece all welded construction consisting of 12 GA HRPO steel surfaces, sides, and gussets. PVC coated after fabrication.

G. Transfer Station [Nucleus, Voltage, Little Buddies, Synergy] Anchor tubes shall be 1.315" OD x 12 GA galvanized steel tubing finished with a baked-on powder coating. Single step handrail and support exit shall be formed 1.315" OD x 12 GA galvanized steel tubing finished with a baked-on powder coating. Handrails shall be one piece all welded construction consisting of 1.315" OD x 12 GA & 1.029" OD x 14 GA galvanized steel tubing, and 10 GA galvanized steel cap. Finished with a baked-on

powder coating. Stairs, transfer platform, and single step shall be one piece all welded construction consisting of 12 GA HRPO steel surfaces, sides, and gussets. PVC coated after fabrication. Stair rail adapter shall be one piece welded construction consisting of a formed 1.315" OD X 12 GA galvanized tube and formed 7 GA stainless steel brackets. Transfer barrier shall be one piece all welded construction consisting of 1.315" OD x 12 GA steel tubing, and 8 GA galvanized steel plate. Single post transfer platform shall be one piece welded construction consisting of 12 GA sheet steel, 1/4" HRS mounting plate and 4 1/2" X 11 Ga steel tubing finished with a PVC dipped coating. Single post support shall be one piece welded construction consisting of 3.5" OD X 11 Ga galvanized tubing and a 1/4" HRS mounting plate finished with a baked-on powder coat.

H. Transition Stairway [Synergy, Voltage, Little Buddies] Upper and lower supports shall be 3/4" extruded H.D.P.E. Bracket shall be one piece all welded construction consisting of 1 9/16" OD x 13 GA CR DOM steel tubing, and 8 GA galvanized steel plate. Upper and lower stair rail adapter shall be one piece welded construction consisting of a formed 1.315" OD X 12 GA galvanized tube and formed 7 GA stainless steel brackets. Finished with a baked-on powder coating. Stairs shall be one piece all welded construction consisting of 12 GA HRPO steel surfaces, sides, and gussets. PVC coated after fabrication.

1. Barriers shall be one piece all welded construction consisting of 1.315" OD x 14 GA & 1.029" OD x 14 GA galvanized steel tubing and 8 GA galvanized steel plate. Barriers shall be one piece all welded construction consisting of 1.315" OD x 12 GA & 1.029" OD x 12 GA galvanized steel tubing, malleable iron plug and 10 GA galvanized steel plate. Finished with a baked-on powder coating.
2. Guardrails shall be one piece all welded construction consisting of 1.315" OD x 14 GA galvanized steel tubing and 8 GA galvanized steel plate. Finished with a baked-on powder coating.

I. Transition Stairway [Nucleus] Upper and lower supports shall be one piece all welded construction consisting of 1.315" OD x 12 GA galvanized steel tubing, and 8 GA galvanized steel plate. Finished with a baked-on powder coating. Stairs shall be one piece all welded construction consisting of 12 GA HRPO steel surfaces, sides, and gussets. PVC coated after fabrication.

1. Barriers shall be one piece all welded construction consisting of 1.315" OD x 14 GA & 1.029" OD x 14 GA galvanized steel tubing and 8 GA galvanized steel plate. Finished with a baked-on powder coating.
2. Guardrails shall be one piece all welded construction consisting of 1.315" OD x 14 GA galvanized steel tubing and 8 GA galvanized steel plate. Finished with a baked-on powder coating.

2.19 Signs

A. Age Signs [Burke Basics] Sign shall be a full color graphic sign printed on 3 mm DiBond. Posts shall be one piece all welded construction consisting of 2 3/8" OD x 12 GA galvanized steel tubing and 10 GA galvanized sheet steel. Finished with a baked-on powder coating.

B. Custom Arch Signs [Nucleus, Voltage, Little Buddies] Sign shall be 3/4" co-extruded H.D.P.E. Brackets shall be one piece all welded construction consisting of 10 GA galvanized sheet steel and a formed 3/16" SS plate, finished with a baked-on powder coating.

C. Fitness Signs [Burke Basics] Post shall be one piece all welded construction consisting of 2 3/8" OD x 12 GA galvanized steel tubing and 10 GA galvanized steel plate. Finished with a baked-on powder coating. Sign shall be 12 GA galvanized sheet steel finished with a baked-on powder coating.

D. FS Custom Signs, FS Double signs [Burke Basics] Sign shall be one or two full color graphic panels printed on 3 mm DiBond. One piece all welded construction consisting of 8 GA galvanized steel plate, 2.375" OD X 12 GA galvanized steel tubing, and 1.029" OD x 14 GA galvanized steel tubing, supported with a sign frame of one piece all welded construction consisting of 8 GA galvanized steel plate, both finished with a baked-on powder coating. Post caps of 1/2" extruded HDPE and stainless steel hardware.

E. Road Signs [Burke Basics] Sign shall be 1/2" co-extruded H.D.P.E. Posts shall be one piece all welded construction consisting of 1.900" OD x 11 GA galvanized steel tubing and 10 GA galvanized sheet steel. Finished with a baked-on powder coating.

2.20 Swings

A. Adaptive Swing Add-On Bay [Burke Basics] Post assembly consisting of 5" OD x 11 GA galvanized steel tubing, 1/4" wall cast aluminum cap, and 1/8" x 15/32" aluminum drive rivets. Tubing and cap finished with a baked-on powder coating. Adaptive swing bay beam shall be one piece all welded construction consisting of 5" OD x 11 GA galvanized steel tubing and 8 GA galvanized steel plate. Finished with a baked-on powder coating. Adaptive Swing shall be rotationally molded LLDPE with galvanized steel chain. Pendulum shall be hot-dipped galvanized malleable iron Grade 32510. Bearing shall be an oil-impregnated bronze.

B. Arch Swings, 3 1/2" OD [Burke Basics] Pendulum shall be hot-dipped galvanized malleable iron Grade 32510. Bearing shall be an oil-impregnated bronze. Arch posts shall be one piece all welded construction consisting of 3 1/2" OD x 11 GA & 3" OD x 11 GA galvanized steel tubing, and safety device assembly of 3/8" galvanized (Sch. 40) pipe, 11/16" dia SAE 1018 low carbon steel rod. Finished with a baked-on powder coating. Beam shall be one piece all welded construction consisting of 3 1/2" OD x 11 GA galvanized steel tubing and 8 GA galvanized steel plate. Finished with a baked-on powder coating. Chain shall be an assembly consisting of 3/8" diameter, 4/0 straight coil chain. Clevis shackle shall be 5/16" Shackle with a 3/8" X 1 1/2" bolt.

C. Arch Swings, 5" OD [Burke Basics] Pendulum shall be hot-dipped galvanized malleable iron Grade 32510. Bearing shall be an oil-impregnated bronze. Arch posts shall be one piece all welded construction consisting of 5" OD x 11 GA & 4 1/2" OD x 11 GA HPRO EW STEEL tubing finished with cadmium yellow chromate plating, and safety device assembly of 3/8" galvanized (Sch. 40) pipe, 11/16" dia SAE 1018 low carbon steel rod. Finished with a baked-on powder coating. Beam shall be one piece all welded construction consisting of 5" OD x 11 GA galvanized steel tubing and 8 GA galvanized steel plate. Finished with a baked-on powder coating. Chain shall be an assembly consisting of 3/8" diameter, 4/0 straight coil chain. Clevis shackle shall be 5/16" Shackle with a 3/8" X 1 1/2" bolt.

D. Anti-Wrap Swing Hangers for 2 3/8" OD and 3 1/2" OD top beams [Burke Basics], Galvanized gray cast iron swing hanger with grease zerk, black nylon PA type 6 bearing and galvanized ductile iron clevis.

E. Contemporary Swings [Burke Basics] Castings shall be hot-dipped galvanized, grade 32510, malleable iron. Top pipe and legs shall be 2 3/8" OD x 10 GA galvanized steel tubing. Finished with an optional baked on powder coating. End fittings shall be one piece all welded construction consisting of 2 7/8" OD x 8 GA galvanized steel tubing, and safety device assembly of 3/8" galvanized (Sch. 40) pipe, 11/16" dia SAE 1018 low carbon steel rod. Finished with an optional baked on powder coating. Galvanized ductile iron swing hanger with shackle pendulum. 1" wide pendulum has oil impregnated sintered bronze bearing. Bolted with 12mm carriage bolt and hex lock tight nut.

F. Single Post Swings [Burke Basics] Pendulum shall be hot-dipped galvanized malleable iron Grade 32510. Half clamp shall be a formed 8 GA galvanized steel plate finished with a baked-on powder coating. Bearing shall be an oil-impregnated bronze. Center beam shall be one piece all welded construction consisting of 5" OD x 11 GA galvanized steel tubing and 8 GA galvanized steel plate. Finished with a baked-on powder coating. Posts shall be assemblies consisting of 5" OD x 11 GA galvanized steel tubing, 1/4" wall cast aluminum cap, and 1/8" x 15/32" aluminum drive rivets. Tubing and cap finished with a baked-on powder coating. Chain shall be an assembly consisting of 3/8" diameter, 4/0 straight coil chain. PVC coated after fabrication. Clevis shackle shall be 5/16" Shackle with a 3/8" X 1 1/2" bolt. Flanged post assembly consisting of 8 GA galvanized steel plate, 5" OD x 11 GA galvanized steel tubing, 1/4" wall cast aluminum cap, and 1/8" x 15/32" aluminum drive rivets. Tubing and cap finished with a baked-on powder coating.

G. T-Swings [Burke Basics] Pendulum shall be hot-dipped galvanized malleable iron Grade 32510. Half clamp shall be a formed 8 GA galvanized steel plate finished with a baked-on powder coating. Bearing shall be an oil-impregnated bronze. Swing Support Arms shall be one piece all welded construction consisting of 3 1/2" OD 8 GA galvanized steel tubing and 8 GA galvanized steel plate gussets. Finished with a baked-on powder coating. Posts shall be assemblies consisting of 5" OD x 11 GA galvanized steel tubing, 1/4" wall cast aluminum cap, and 1/8" x 15/32" aluminum drive rivets. Tubing and cap finished with a baked-on powder coating. Chain shall be an assembly

consisting of 3/8" diameter, 4/0 straight coil chain. PVC coated after fabrication. Clevis shackle shall be 5/16" Shackle with a 3/8" X 1 1/2" bolt.

H. Tot Swing [Burke Basics] Post assembly consisting of 1.315" OD x 14 GA and 3 1/2" OD x 11 GA galvanized steel tubing and cast aluminum cap, finished with a baked-on powder coating, bronze bearing, 1/8" x 15/32" aluminum drive rivets and 1/2 extruded HDPE. Molded Rubber Seat shall be molded rubber, reinforced with a steel insert, and riveted galvanized attachment hardware. Chain shall be an assembly consisting of 3/8" diameter, 4/0 straight coil chain, PVC coated after fabrication. Clevis shackle shall be 5/16" Shackle with a 3/8" X 1 1/2" bolt.

I. Traditional Swings, Extra Heavy Duty [Burke Basics] Castings shall be hot-dipped galvanized, grade 32510, malleable iron. Gussets shall be 14 GA galvanized steel. Top pipe shall be 3 1/2" OD x 8 GA galvanized steel tubing. Finished with an optional baked on powder coating. Legs shall be 2 3/8" OD x 12 GA galvanized steel tubing. Finished with an optional baked on powder coating. Hanger shall be an assembly consisting of hot-dipped galvanized, grade 32510, malleable iron castings, a nylatron bearing, and zinc plated steel hardware. Chain shall be an assembly consisting of 3/8" diameter, 4/0 straight coil chain. Clevis shackle shall be 5/16" Shackle with a 3/8" X 1 1/2" bolt.

J. Traditional Swings, Heavy Duty [Burke Basics] Castings shall be hot-dipped galvanized, grade 32510, malleable iron. Gussets shall be 14 GA galvanized steel. Top pipe shall be 2 3/8" OD x 10 GA galvanized steel tubing. Finished with an optional baked on powder coating. Legs shall be 1 7/8" OD x 11 GA galvanized steel tubing. Finished with an optional baked on powder coating. Galvanized ductile iron swing hanger with shackle pendulum. 1" wide pendulum has oil impregnated sintered bronze bearing. Bolted with 12mm carriage bolt and hex lock tight nut.

K. Tire Swing [Burke Basics] Half clamp shall be a formed 8 GA galvanized steel plate finished with a baked-on powder coating. Tire swing shall be an assembly consisting of an average of 1/4" double wall, rotationally molded, U.V. stabilized E.V.A. plastic tire, 1.315" OD x 14 GA galvanized steel ring, zinc plated U-bolts, and stainless steel nuts & flat washers. Main and cross beam shall be one piece all welded construction consisting of 5" OD x 11 GA galvanized steel tubing, 3/8" galvanized (Sch. 40) pipe, 11/16" dia SAE 1018 low carbon steel rod and 8 GA galvanized steel plate. Finished with a baked-on powder coating. Swing hanger shall be an assembly consisting of an all-welded steel hub, all welded steel & iron hanger, a rubber boot, a malleable iron universal joint, bearings, a stainless steel set screw, and zinc plated lock nut, threaded pin, washers, & grease zerk. Chain shall be an assembly consisting of 3/8" diameter, zinc plated steel S-hooks, and 3/8" diameter, 4/0 straight coil chain. PVC coated after fabrication.

2.21 Swing Seats

A. Adaptive swing seat shall be an assembly consisting of a one piece seat rotationally molded with double wall construction made of linear low density polyethylene.

Attached with 3/8" diameter, 4/0 straight coil chain and 5/16" Malleable Iron Shackle with a 3/8" X 1 1/2" bolt, galvanized finish. Thread locking compound.

B. Freedom Inclusive Swing Seat shall be a seat and harness made of 1/4" thick, linear, low density, rotationally molded, U.V stabilized polyethylene with double wall construction, molded-in 3/8" T-nut inserts and a textured surface assembled together using an aluminum rod, stainless steel hardware, shims, springs, pins and standoffs along with a rubber bumper.

C. Konnection Swing shall be having a main seat made of 1/4" thick, linear, low density, rotationally molded, U.V stabilized polyethylene with double wall construction, molded-in 3/8" T-nut inserts and a textured surface. It shall have a back-rest assembly consisting of 1/4" thick, linear, low density, rotationally molded, U.V stabilized polyethylene with double wall construction, molded-in #6-32 T-nut inserts and a textured surface, magnets that are NdFeB, Grade N42 and coated with black plastic, all fastened with #6-32 stainless steel screws with Loctite and #6 type A washer. The swing frame is one piece all welded construction consisting of 1.315" x 12 GA galvanized steel tubing, 1.029" x 14 GA galvanized steel tubing, and 1/4" HRS zinc-coated steel plating. Finished with baked on powder coat. Hardware consists of 5/16" shackle with a 3/8" X 1 5/32" bolt, stainless steel screws and washers, and Loctite.

D. Molded rubber swing seat, reinforced with a steel insert. Riveted galvanized attachment hardware. 3/8" diameter, 4/0 straight coil chain. 1/4" Nylatron GS Spacer. 5/16" Malleable Iron Shackle with a 3/8" X 1 1/2" bolt, galvanized finish. Thread locking compound.

E. Poly swing seat shall be an assembly consisting of a one piece blow molded, high density polyethylene seat, hot dipped galvanized, grade D65, ductile cast iron clevises, and stainless steel & zinc plated fasteners. 3/8" diameter, 4/0 straight coil chain. 1/4" Nylatron GS Spacer. 5/16" Malleable Iron 'H' Shackle with a 3/8" X 1 1/4" bolt, and 3/8" X 1 3/4" bolt, galvanized finish. Thread locking compound.

F. Molded rubber tot swing seat, reinforced with a steel insert. Riveted galvanized attachment hardware. 3/8" diameter, 4/0 straight coil chain. 1/4" Nylatron GS Spacer. 5/16" Malleable Iron Shackle with a 3/8" X 1 1/2" bolt, galvanized finish. Thread locking compound.

2.22 Tunnels

A. 90 Deg Tunnels, S Tunnels, Straight Tunnels [Nucleus, Voltage, Little Buddies, Synergy] Tunnels shall be an average of 1/4" thick, linear, low density, rotationally molded, U.V. stabilized polyethylene with a textured outside surface. Tunnels shall be either 24" or 30" diameter. Panels shall be either 3/4" extruded HDPE or an average of 1/4" thick, linear, low density, rotationally molded, U.V. stabilized polyethylene with double wall construction, molded in 3/8" T-nut inserts, and a textured outside surface. Mid support shall be one piece all welded construction consisting of 14 GA galvanized

steel plate, 1" SQ x .120" wall steel tubing, 1.660" OD x 12 GA galvanized steel tubing. Finished with a baked-on powder coating. Flange spacer shall be 1/4" extruded HDPE.

B. Over Tunnels, Over/Under Tunnels, Under Tunnels [Nucleus, Voltage, Synergy] Tunnels shall be an average of 1/4" thick, linear, low density, rotationally molded, U.V. stabilized polyethylene with a textured outside surface. Tunnels shall be 24" diameter. Panels shall be either 3/4" extruded HDPE or an average of 1/4" thick, linear, low density, rotationally molded, U.V. stabilized polyethylene with double wall construction, molded in 3/8" T-nut inserts, and a textured outside surface. Mid support shall be one piece all welded construction consisting of 14 GA galvanized steel plate, 1" SQ x .120" wall steel tubing, 1.660" OD x 12 GA galvanized steel tubing. Finished with a baked-on powder coating.

C. Rope Tunnel [Nucleus] consists of one piece all welded construction consisting of 2.375" OD X 10 GA galvanized steel tubing and 7 GA stainless steel plating. Finished with a baked-on powder coating. One piece all welded construction consisting of 2.375" OD X 10 GA, 1.315" OD x 12 GA, & 1.029" OD x 14 GA galvanized steel tubing, 7 GA stainless steel plating, and 8 GA galvanized steel sheeting. Finished with a baked-on powder coating. Rope consists of 6 right hand, regular lay strands, closed around a synthetic fiber core, with each preformed strand consisting of 8 galvanized steel wires tightly covered with polyester fibers. Aluminum end and cross connectors. Stainless steel hardware and nine-piece torx driver set.

D. Up/Down Tunnels [Nucleus, Voltage, Little Buddies, Synergy] Tunnels shall be either 24" or 30" diameter and an average of 1/4" thick, linear, low density, rotationally molded, U.V. stabilized polyethylene with a textured outside surface. Panels shall be either 3/4" extruded HDPE or an average of 1/4" thick, linear, low density, rotationally molded, U.V. stabilized polyethylene with double wall construction, molded in 3/8" T-nut inserts, and a textured outside surface. Mid support shall be one piece all welded construction consisting of 14 GA galvanized steel plate, 1" SQ x .120" wall steel tubing, 1.660" OD x 12 GA galvanized steel tubing. Finished with a baked-on powder coating. Flange spacer shall be 1/4" extruded HDPE.

PART 3 EXECUTION

3.01 Site Preparation

A. All new installation shall be laid out by the contractor in accordance with the construction plans.

3.02 Installation

- A. Install play structure in compliance with manufacturer's written instructions.
- B. Install components in sequence as recommended by manufacturer.
- C. Install play structure as indicated on the drawings provided.

D. Variations from the installation indicated must be approved.

E. Variations from the installation indicated and all costs for removal and replacement will be the responsibility of the contractor.

3.03 Cleaning

A. The contractor shall clean the jobsite of excess materials, including post hole excavations.

3.04 Demonstration

A. Instruct the owner's personnel on proper operation and maintenance of playground components.

END OF SECTION

BCI BURKE COMPANY, LLC

660 Van Dyne Road

P.O. Box 549

Fond du Lac, Wisconsin 54936-0549

Contact: Scott Liebelt

Phone: (920) 921-9220

Fax: (920) 921-9566

Toll Free: 1-800-266-1250

Website: www.bciburke.com

E-mail: sales@bciburke.com

Revision Date: 3/25/2021

Burke SUSTAINABILITY

As we create new playgrounds for kids, we like to think we're helping get our children ready for the future. But it's also important to create a future that's ready for the kids. In other words, we have a critical role in ensuring that the world remains a safe and hospitable environment for generations to come. That's why Burke is committed to a wide range of initiatives to reduce our carbon footprint, save energy, recycle materials and continually reduce the environmental impact of our manufacturing processes.

ISO 14001:2015 Certified: It's one thing to say you're committed to environmentally sustainable operations. It's another to actually build strict environmental controls into your manufacturing processes. That's just what we at Burke have done, and it earned the ISO 14001:2015 certification.

PVC: All of our PVC is free of hazardous heavy metals such as lead. In addition, we have reduced the levels of phthalate plasticizers. Our PVC products comply fully with the industry-leading California standards.

Use of Recycled Materials: We carefully determine the material composition of our products to balance our responsibilities to a sustainable environment with our commitment to provide high-quality, safe, durable equipment. A typical Burke playground structure and its components has an average recycled content of approximately 35%. This is determined by reviewing the materials in the components.

In our packaging, we encourage the use of materials containing recycled content. Our commitment to the use of recycled materials carries over into the marketing materials we publish. We have implemented standards requiring that our catalogs be printed using processes and products meeting the standards of the Forest Stewardship Council (FSC).

Recycling: Burke on average recycles over 200 tons of HDPE (high-density polyethylene) and more than 260 tons of metal.

Energy: Burke has invested in energy efficient lighting that has reduced our total energy consumption by 20%. We are constantly assessing our energy use in our offices, manufacturing plant and transportation methods. With the Alliant Energy Second Nature™ Program, we are able to support further development of clean energy. We purchase 20% of our energy from wind and other renewable sources through this program. To green-up the additional 80% of our electricity usage, we've partnered with Greenlight Energy, which means 100% of our electricity comes from wind and other renewable sources.

U.S. Environmental Protection Agency Green Power:

We've also partnered with the EPA's Green Power program. Through this partnership, we meet specific goals for green energy use and report to the EPA on our usage each year. The program ties in with our focus to use and support the development of renewable energy.



**100% OF OUR
ELECTRICITY
COMES FROM
WIND AND OTHER
RENEWABLE
SOURCES.**



BCIBURKE.COM

Burke
PLAY THAT MOVES YOU.

800.266.1250

Trademark(s) are the property of BCI Burke Company. © BCI Burke Company 2021. All rights reserved.

Burke SUSTAINABILITY

ESTIMATED AVERAGE RECYCLED CONTENT USED

Type of Material	Found in These Products	Pre-Consumer	Post-Consumer
Aluminum Posts & Extrusions	Structure Posts, Koaster Rails	75%	30%
Aluminum Castings	Post Caps, Clamps, Brackets	50%	30%
Cardboard	Shipping Containers	25%	35%
Packaging & Wrapping Scrim	Shipping Materials	30%	20%
Recycled Plastic Boards	Recycled Roofs, Benches	90%	95%
Recycled Plastic Boards	ClubHouse Panels, Roofs	75%	100%
Rotomold StoneBorder Plastics	StoneBorders	75%	100%
Stainless Steel	Brackets, Slides	40%	40%
Steel Sheet	Platforms, Steps, Brackets	30%	30%
Steel Tube	Posts, Climbers, Supports	50%	0%

BCI Burke actively maintains an environmental management system in compliance with the requirements of ISO 14001:2015 and adheres to the federal requirements of the EPA. All of the materials listed above constitute recyclable product, in areas where such recycling facilities exist. BCI Burke is committed to providing innovative and superior quality park, playground and recreation equipment to our customers by using materials and processes that minimize the creation of wastes and pollution. We will consistently examine our process and products to ensure the continual improvement of our Quality and Environmental Management Programs.



BCIBURKE.COM

Burke
PLAY THAT MOVES YOU.

800.266.1250

Trademark(s) are the property of BCI Burke Company. © BCI Burke Company 2021. All rights reserved.

CHERRY HILL SCHOOL PLAYGROUND

Opportunity is defined as a set of circumstances that makes it possible to do something. For Cherry Hill School in New Lenox, IL, they defined opportunity as a new playground for the school and community where children of all abilities could play, develop and have fun together in a safe and comfortable environment.

The story begins when Cherry Hill School changed its primary focus to students with varying abilities. Many of the school's new student population used wheelchairs or walkers and were unable to comfortably use the playground. Further, there wasn't an inclusive playspace within the community that they could use. The team at Cherry Hill School, led by Principal Emily Schissler, saw this as the perfect opportunity to bring play to all children, enhance their learning and help to get them moving physically. The Cherry Hill school team understands the importance of play and the role it has in development of everything from physical to emotional to cognitive skills.

"Play outside helps develop motor skills and helps to get them moving so they are more focused in the classroom," said Robert Groos, Business Manager – Cherry Hill School. "Having a playground that brings all children together is important for all of their development," he added.

Working with Burke and Play Illinois, Burke's local Representative, Emily and her team selected playground equipment and surfacing that allowed all children to not only have equal access to the playspace but have full and equal participation in play. In addition to accommodating children with varying physical abilities, many play events such as spinning and swinging were incorporated into the design to create positive play experiences for autistic students.

After products were chosen and designs completed, the focus turned to purchasing the playground in the simplest way possible and guaranteeing that the vision developed by the team at Cherry Hill School and Play Illinois wasn't compromised by having to send this project to bid and incur the added cost and paperwork. Cherry Hill already used TCPN for other purchasing, so it was the natural choice to help them simplify their purchase process and still meet all legal bidding requirements.


"By using TCPN to purchase our playground, we were able to avoid having to send this project to bid, having to find comparables and not being able to select exactly what we want and need," said Groos. "Using TCPN is extremely easy and saves a considerable amount of time in the purchasing process. When it comes time to design and purchase another playground, we will use exactly the same model," he added.

Now the playground is in full use and the children and staff couldn't be happier.

"This has been my favorite project," said Groos. "It has been well received by everyone – the staff, the Board and, most importantly, the children."



**"PLAY IS THE
EXULTATION OF
THE POSSIBLE."
-MARTIN BUBER**





Above: The paving (Pavestone 'Holland Stone Parkway' series) that bisects the First United Methodist Church in Richardson, Texas playground was selected to mimic the cross on the main stained glass window of the church, the cross is also used for the church logos and in its publications. The new trees bordering the playground are 'Natchez' crape myrtles, which are protected by 48"x72" cast iron tree grates (Ironsmith 'PaverGrate'). The curved leg and armrest benches have wood slats and ductile iron casting frames (Victor Stanley 'Framers Modern'). A two-foot brick wall along the north edge of the playground

is the foundation for the fencing on that side, and creates an upper viewing area. The walkway behind it has 6 brick planter boxes used for educational instruction on nature, plants and seasons.

Left & Above: The artificial turf surfacing allows all children to be at the heart of the action. The green polyethylene fiber safety surfacing, reminiscent of a fine blade fescue or blue grass lawn, is a play element for many of the children; they enjoy lying down and rolling about on the soft uniform surface. The surfacing is 100% recyclable, and backed by a shock and drainage pad. The toddler (left) is about to sound a bell. The light poles (Valmont) and fixtures ('NeoSphere' from Kim Lighting) were relocated from the previous playground. The playground fencing was constructed on site by a subcontractor.

Learning Outside the Traditional Classroom and Throw in Some Physical Development and Socialization Activities, Too

by Steve Kelly, LASN, and Sarah Lisiecki, BCI Burke

Some of their latest school playgrounds incorporate "learning outside the classroom," i.e., play elements that not only help youngsters in their physical development and social interaction, but allow them to experience making music, engage their tactile and auditory development, or even "enhance their cognitive planning and strategic thinking," as play sociologists are wont to say.

For the kids, of course, playground equipment is all about fun, even if the adults are trying to "trick" them into learning on the playground. Playground designers and planners have plenty of challenges. Selecting fun play structures is easy enough, depending on the budget, but they must take into consideration that some kids have significant physical limitations. Accessibility has been a key playground component for over a decade now, and only continues to grow in prominence. Then there's the consideration that some children aren't as adventurous as others, so it's important to have some equipment that isn't intimidating or that requires little physical effort to enjoy; other kids, of course, are rambunctious and

want to be physically challenged and play accordingly, so that level must also be met.

First United Methodist Church in Richardson, Texas Playground Design—la terra studio, Dallas

When Brad Moulton, ASLA, principal at la terra studio, a Dallas-based landscape architecture, urban design, and planning firm, learned about the expansion at First United Methodist Church in Richardson, Texas, he knew the project would hold a special place in his heart. Brad grew up in Richardson, a city located about 10 miles north of Dallas. He was a member of the church, and his two children attended the church's daycare, so it was exciting that the church was about to get a new, improved and larger play space as part of a \$20 million dollar expansion to meet the needs of the growing community and region.

First United Methodist Church (FUMCR) serves the north Dallas region, and has over 6,500 members, making it one of the largest Methodist Churches in the country. The church has an



Above
The 'Charade Panel' is a two-sided game where kids spin the panel to navigate a metal ball through a maze. The game involves eye-hand coordination and some strategic thinking. Clearly the game is intriguing these little shavers.

Top, Right
Among the tactile elements on the playground is the 'Maze Panel.' The toddlers seem quite absorbed in following the circuitous route of their squirrel friend.

Bottom, Right
For some tots, the Sound Garden panel may be their first hands-on experience at creating musical sounds (piano notes heard by pushing the buttons), creating interesting sounds by spinning the rain wheel, or beating out rhythms on the tom tom (the drum top is the other end of the yellow tube).

active youth program and offers a full daycare for ages 13 weeks to 5 years old, preschool classes through first year kindergarten, as well as more than 15 youth Sunday classes. Throughout the week, the church serves as a gathering space for multiple community programs that offer childcare, so the play space is rarely empty and needs to accommodate different ages and abilities without noticeably dividing the area.

As the design of the new building expansion was going to displace the current playground, a new on site location was identified. The existing playground equipment was only about 8 years old, and in good condition. It was donated to an organization that provides shelter to children and families. Child's Play, Inc., the local BCI Burke playground representative, donated their services to deconstruct the old playground, and install the new playground at its new location.

The goal of the playground project was to create a space for children ages 2-12 that could be used for a variety of purposes. The challenge for the team at la terra studio was to take learning and development outside and make it available to everyone. Ground-level play offers inclusiveness for children with mobility limitations. The artificial turf surfacing allows all children to be at the heart of

(Continued on page 84)




Paver-Grate™

What you don't see can make all the difference.

IRONSMITH's Paver-Grate™ suspended paver system lets you design over —instead of around— tree areas for optimized planting, tree health and pedestrian comfort. An excellent choice for urban areas, the Paver-Grate™ system seamlessly provides root space without impeding on pedestrian walk areas. Paver-Grate™ tree grates can be specified in standard or custom sizes with or without opening trim rings to meet your exact needs.

For more information about all IRONSMITH products visit us online at www.ironsmith.biz or call, 760-776-5077.

There's more than one way to tell if the railing you're buying is really Ultra Max.™



Ultra Max goes beyond, with our exclusive XactTemplate™ for fast and consistent bracket placement and installation.

Our easy-to-build Ultra Max railing kits provide safety and high quality at a more reasonable price. Simple installation is the key design element with new Ultra Max Railing, and our XactTemplate consistently locates bracket placement on each post, for a quicker overall install. Simply screw the brackets into place on each post and drop in your rails.

A variety of customization options are available to create a porch or deck that is truly unique, including our 6" and 8" column wraps. They are designed to attach around wood porch posts or understructure to complement the look of your railing project.


Visit www.ultramaxrailing.com for details.

GO BEYOND!
 **ULTRA**
 FENCING • RAILING

Information Request # 528



Ultra XactTemplate™



Methodist Church *(Continued from page 82)*

Opposite Page & Right

On the physical side, the toddlers can slide, tunnel or take their fledgling steps at mountaineering.

the action. The surface is actually a play element, as many children just enjoy lying down and rolling around on the soft uniform surface. Children learn best while they play, and la terra studio and the members at the church considered the importance of well-designed and developed spaces for kids to grow, move and create experiences that transcend out of the playground.

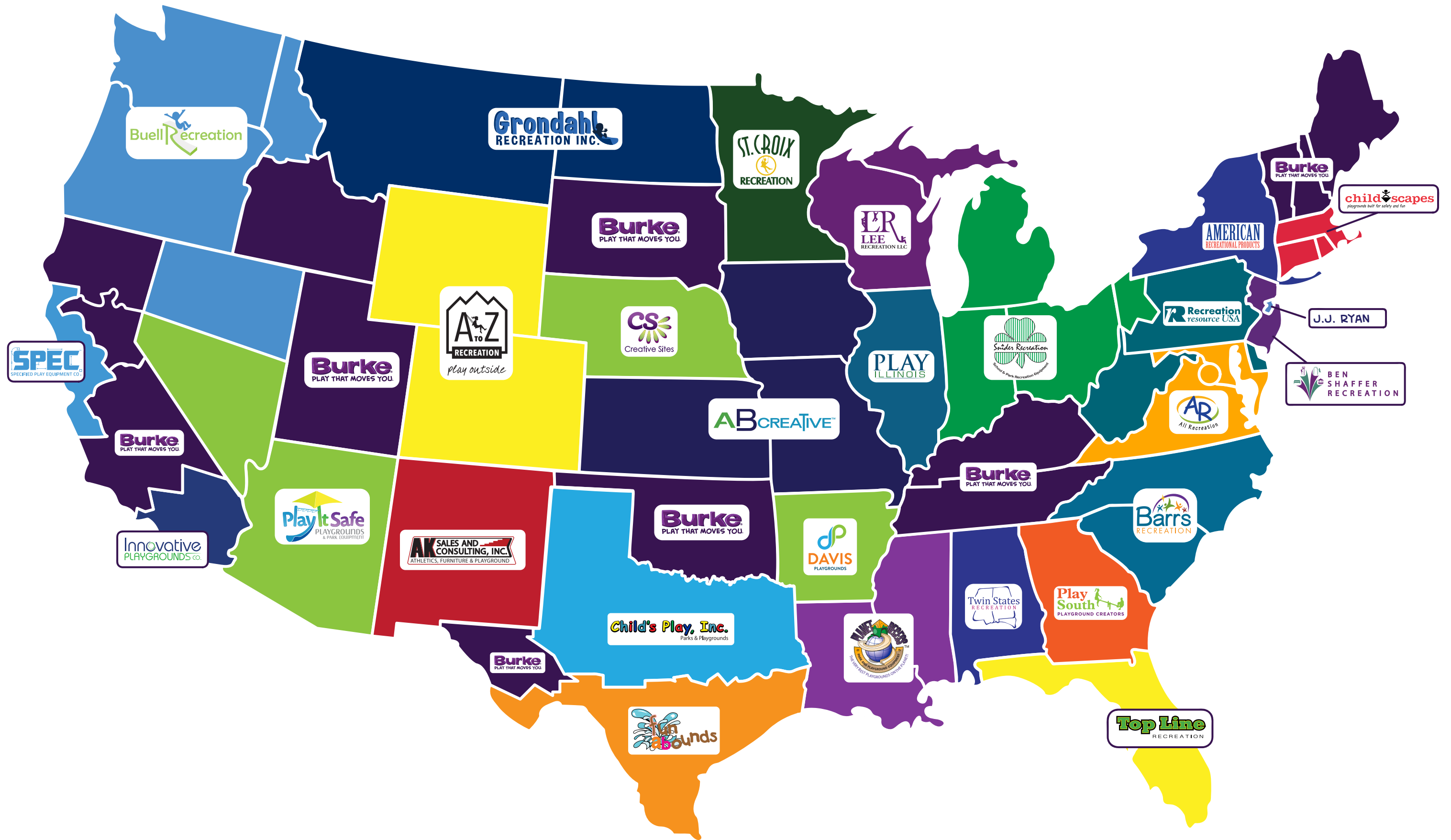
Attention to detail and a holistic view of the project created a play space that fits into the design of the overall campus. Areas in between the two playground pods provide circulation throughout the campus, as well as gathering areas for parents while the kids play.

The paving patterns throughout the areas were chosen to mimic the interior of the cross on the main stained glass window of the sanctuary, also used in many of the church logos and publications. A two-foot wall was built along the northern edge of the playground that provides an upper viewing area for parents and family to watch the activity. Six planter boxes built



along the walkway in the upper area are for educational programs about nature, plants and seasons. Other projects on the campus that enhance user experiences are a sculpture garden that contains a 18' tall bronze Jesus sculpture "Walk With Me" by artist James Muir. There is also a memorial garden with a columbarium that allows church members a place for cinerary urns. This peaceful garden is in the shadows of the church where they worshiped.

Overall, the children and all members love their new space and look forward to years of play, movement and development.



Burke.
 REPRESENTATIVE TERRITORIES



Dealer Products and Services

Rep Firm	Rep Principal(s)	Address	Territory	Phone #	E-mail	Products Offered	Additional Surfacing
ABCreative Inc.	Karen Herren	33160 W 83rd Street De Soto, KS 66018	Iowa, Kansas & Missouri	(913) 583-3332	karen@abcreative.net	Shade & Shelters Site Amenities Percussion Play	Turf Poured In Place Rubber Rubber Tile Rubber Mulch Engineered Wood Fiber
AK Sales & Consulting, Inc.	Art & Karen Moyle	1202 E 19th Street Roswell, NM 88201	New Mexico	(575) 623-1488	akmoyle@yahoo.com	Shade & Shelters Site Amenities Percussion Play	Turf Rubber Mulch Engineered Wood Fiber
All Recreation of Virginia, Inc.	John Lombardi	20609 Gordon Park Square Suite 190 Ashburn, VA 20147	Virginia, Washington D.C. & Maryland	(888) 419-0001	jpl@allrec.com	Shade & Shelters Site Amenities Water Play Percussion Play	Turf Poured in Place Rubber Engineered Wood Fiber
American Recreational Products	Bob Brown & Kevin Brown	144-1 Remington Blvd Ronkonkoma, NY 11779	New York	(631) 244-0011	bob@americanrecreational.com kevin@americanrecreational.com	Shade & Shelters Site Amenities Percussion Play	Engineered Wood Fiber Pour in Place Rubber Mulch
AtoZ Recreation	Brandon Smith	PO Box 626 Littleton, CO 80160	Colorado & Wyoming	(303) 670-3789	brandon@atozrecreation.com	Shade & Shelters Site Amenities Percussion Play	Engineered Wood Fiber Poured In Place Rubber Rubber Tiles
Barrs Recreation	John & Carolynne Barrs	36 Diane Street Pittsboro, NC 27312	North & South Carolina	(919) 781-4870	johnb@barrsrec.com carolynneb@barrsrec.com	Shade & Shelters Site Amenities Percussion Play	Poured In Place Rubber Engineered Wood Fiber Loose Fill Rubber Bonded Rubber Playground Pavement
Ben Shaffer Recreation, Inc.	Scott & Patty Tumminello	PO Box 844 Lake Hopatcong NJ 07849	New Jersey	(973) 663-2021	scott@benshaffer.com patty@benshaffer.com	Shelters Percussion Play	Poured In Place Rubber Engineered Wood Fiber
Buell Recreation	Rachel Gora	7327 SW Barnes Rd #601 Portland OR 97225	Washington, Oregon, Idaho, and Northern Nevada (See bciburke.com for specific counties)	(253) 348-0836	rachel@buellrecreation.com	Shade & Shelters Site Amenities	Engineered Wood Fiber Rubber Tiles Poured In Place Rubber
BCI Burke Company	Jill Hagen James Ferguson Luke Taugtes	727 Northwest Way Fond du Lac, WI 54937	Alaska, Northern California, Hawaii, Maine, New Hampshire, South Dakota, NE Texas, Vermont	(920) 921-9220	sales@bciburke.com	Percussion Play Percussion Play	Engineered Wood Fiber Pour in Place Surfacing
Child's Play, Inc.	Jay & Kathy Robertson	10661 Shady Trail Dallas TX 75220	Oklahoma & Northeast Texas (See bciburke.com for specific counties)	(972) 484-0600	jay@childsplayinc.net Kathy@childsplayinc.net	Shade & Shelters Site Amenities Percussion Play	Rubber Mulch Engineered Wood Fiber Rubber Tile Turf Poured In Place
Childscapes	Tim Pesko	835 Plain Street, Unit 21 Marshfield, MA 02050	Massachusetts, Connecticut & Rhode Island	(781) 837-6412	tpesko@childscapes.net	Shade & Shelters Site Amenities Percussion Play	Bonded Rubber Engineered Wood Fiber
Creative Sites, LLC	Julie Kutilek	11506 Pierce St Omaha NE 68144	Nebraska	(402) 614-4606	julie@creative.omhcoxmail.com	Water Play Percussion Play	Poured In Place Rubber Engineered Wood Fiber Turf Bonded Rubber Mulch Loose Fill Rubber Mulch Aquatic Pad



Dealer Products and Services

Rep Firm	Rep Principal(s)	Address	Territory	Phone #	E-mail	Products Offered	Additional Surfacing
Davis Playgrounds, Inc.	Wayne Davis	104 Orchid Dr Maumelle AR 72113	Arkansas	(501) 851-0756	wayne@davisplaygrounds.com	Shade & Shelters Site Amenities Percussion Play	Poured In Place Rubber Rubber Mulch Rubber Tile Engineered Wood Fiber
fun abounds	Leigh Walden	114 Venice St Sugar Land TX 77478	Southern Texas (See bciburke.com for specific counties)	(855) 226-8637	lwalden@fabplaygrounds.com	Shade & Shelters Site Amenities Splash Pad / Aquatic Play Percussion Play	Rubber Mulch Rubber Turf Poured in Place Rubber Rubber Tile Engineered Wood Fiber
Grondahl Recreation	Larry Grondahl	1202 W. 18th Street Williston, ND 58801	Montana & North Dakota	(701) 572-7897	grondahl@dia.net	Shade & Shelters Site Amenities Percussion Play	Engineered Wood Fiber Poured in Place Rubber
Innovative Playgrounds	Alvino Larios	12407 E Slauson Ave #D Whittier CA 90606	Southern California (See bciburke.com for specific counties)	(562) 693-5200	alarios@innovplay.com	Shade & Shelters Site Amenities Percussion Play	Engineered Wood Fiber Poured In Place Rubber
J.J. Ryan	Rich Fustos	242 Amboy Ave PO Box 252 Woodbridge NJ 07095	Portion of New Jersey (See bciburke.com for specific counties)	(732) 634-1082	jryaninc@aol.com	Site Amenities Percussion Play	Engineered Wood Fiber
Lee Recreation	Vern & Lana Lee	260 W. Main Street Cambridge, WI 53523	Wisconsin & Upper Michigan (See bciburke.com for specific counties)	(800) 775-8937	vern@leerecreation.com ana@leerecreation.com	Shade & Shelters Site Amenities Percussion Play	Engineered Wood Fiber
Planet Recess	Treynor McAdams	PO Box 78160 Baton Rouge, LA 70837	Mississippi & Louisiana	(225) 778-4700	treynor@planetrecess.com	Shade & Shelters Site Amenities Splash Pad / Aquatic Play Percussion Play	Engineered Wood Fiber
Play Illinois	Mike Maloney	310 N Grant Street Westmont, IL 60559	Illinois	(844) 222-9990	mike@playil.com	Shade & Shelters Site Amenities Splash Pad / Aquatic Play Percussion Play	Engineered Wood Fiber Poured in Place Rubber Rubber Mulch
Play It Safe Playgrounds and Park Equipment	Jordan Lynde	7931 E Pecos Road #160 Mesa, AZ 85212	Arizona & Southern Nevada (See bciburke for specific counties)	(480) 347-8486	jordan@playitsafeplaygrounds.com	Shade & Shelters Site Amenities Splash Pad / Aquatic Play Percussion Play	Poured In Place Rubber Engineered Wood Fiber Rubber Mulch
PlayQuest Recreation	Derek Giesbrecht Curtis Giesbrecht	8440 45 St Edmonton AB T6B 2N6 Canada	Canada	(780) 980-8118	derekq@questic.ca curtisq@questic.ca	Shade & Shelters Site Amenities Splashpad & Spray Parks Skateparks Percussion Play	Engineered Wood Fiber Rubber Tile Rubber Crumb Poured In Place Rubber
Play South, LLC	Andy Bryant	212 Clearview Estates Drive Newnan, GA 30265	Georgia	(678) 488-6572	andy@playsouth.net	Shade & Shelters Site Amenities Percussion Play	Engineered Wood Fiber
Recreation Resource USA	Tim & Sylvia Umbreit & Kevin Umbreit	503 N Walnut Road, #200 Kennett Square, PA 19348	Delaware, West Virginia & Eastern Pennsylvania (See bciburke.com for specific counties)	(610) 444-4402	info@recreation-resource.com	Shade & Shelters Site Amenities Waterplay Percussion Play	Engineered Wood Fiber Poured In Place Rubber



Dealer Products and Services

Rep Firm	Rep Principal(s)	Address	Territory	Phone #	E-mail	Products Offered	Additional Surfacing
Snider Recreation	Jeff Snider & James Snider	10139 Royalton Rd Ste K North Royalton OH 44133	Michigan, Indiana, Ohio and Western Pennsylvania (See bciburke.com for specific counties)	(440) 877-9151	jeffsnider@cvsnyder.com icsnyder@cvsnyder.com	Shade & Shelters Site Amenities Splash Pad / Spray Parks Percussion Play	Engineered Wood Fiber Rubber Mulch Poured In Place Rubber
Specified Play Equipment Company	David Yosso	121 Industrial Rd #1 Belmont, CA 94002	Northwestern California (See bciburke.com for specific counties)	(800) 475-1071	david@specplay.com	Shade & Shelters Site Amenities	Engineered Wood Fiber Rubber Mulch Poured In Place Rubber
St. Croix Recreation	Christopher Johnsen	1826 Tower Dr W Stillwater, MN 55082	Minnesota	(651) 430-1247	cj@stcroixrec.com	Shade & Shelters Site Amenities	Engineered Wood Fiber Poured In Place Rubber
Top Line Recreation	Terry & Sonia Perkins	2922 Howland Blvd Suite 4 Deltona, FL 32725	Florida (Excluding Panhandle) (See bciburke.com for specific counties)	(365) 575-8359	terryp@toplinerec.com soniap@toplinerec.com	Shade & Shelters Site Amenities	Engineered Wood Fiber Poured In Place Rubber Turf
Twin States Recreation	Max Maxwell	PO Box 732 Magnolia Springs, AL 36555	Alabama & Florida Panhandle (See bciburke.com for specific counties)	(205) 453-4321	max@twinstatesrec.com	Shade & Shelters Site Amenities	Engineered Wood Fiber Poured In Place Rubber Turf
Authorized Distributors							
Play by Design Inc.	Cheryl Sumners	2929 E 56th Place Tulsa, OK 74105	Oklahoma	(918) 809-2293	cheryl@playbydesigninc.com	Percussion Play	Engineered Wood Fiber Rubber Mulch Poured In Place Rubber
Play by Design, LLC	Lee Archin	304 N Geneva Street Ithaca, NY 14850	National	(607) 351-5160	lee@pbdplaygrounds.com	Percussion Play	Engineered Wood Fiber Rubber Mulch Poured In Place Rubber
Independent Sales Consultants							
	Bill Short	919 E. Boise Ave Boise, ID 83706	Utah & Portion of Idaho	(208) 392-0048	bill@playnowplaygrounds.com	Percussion Play	Engineered Wood Fiber Rubber Mulch Poured In Place Rubber
	Darrell Pryor	730 McClure Road Winchester, KY 43091	Kentucky	(859) 779-0522	dpryor@burkeplay.com	Percussion Play	Engineered Wood Fiber Rubber Mulch Poured In Place Rubber
	Kris Boyne	12302 S Yukon Ave #125 Glenpool, OK 74033	Oklahoma	(918) 639-5676	kboyne@burkeplay.com	Percussion Play	Engineered Wood Fiber Rubber Mulch Poured In Place Rubber
	Pam Stephenson	1455 Mobbs School Road Arab, AL 35016	Tennessee	(256) 200-1355	pstephenson@burkeplay.com	Percussion Play	Engineered Wood Fiber Rubber Mulch Poured In Place Rubber