

FOR THE RECORD

All times ET

BASKETBALL

**NBA Finals**  
**L.A. Lakers 4, Miami 2**  
 Sept. 30: L.A. Lakers 116, Miami 98  
 Oct. 2: L.A. Lakers 124, Miami 114  
 Oct. 4: Miami 115, L.A. Lakers 104  
 Oct. 6: L.A. Lakers 102, Miami 96  
 Oct. 9: Miami 111, L.A. Lakers 108  
 Oct. 11: L.A. Lakers 106, Miami 90

**NBA Finals MVPs**  
 2020 - LeBron James, L.A. Lakers  
 2019 - Kawhi Leonard, Toronto  
 2018 - Kevin Durant, Golden State  
 2017 - Kevin Durant, Golden State  
 2016 - LeBron James, Cleveland  
 2015 - Andre Iguodala, Golden State  
 2014 - Kawhi Leonard, San Antonio  
 2013 - LeBron James, Miami  
 2012 - LeBron James, Miami  
 2011 - Dirk Nowitzki, Dallas  
 2010 - Kobe Bryant, L.A. Lakers  
 2009 - Kobe Bryant, L.A. Lakers

NFL

AMERICAN CONFERENCE

**East**

W	L	T	Pct	PF	PA
Buffalo	4	0	0.1000	123	100
New England	2	2	0.5000	97	92
Miami	2	3	0.4000	136	113
N.Y. Jets	0	5	0.0000	75	161

**South**

W	L	T	Pct	PF	PA
Tennessee	3	0	0.1000	80	74
Indianapolis	3	2	0.6000	126	88
Houston	1	4	0.2000	110	140
Jacksonville	1	4	0.2000	109	147

**North**

W	L	T	Pct	PF	PA
Pittsburgh	4	0	0.1000	118	87
Baltimore	4	1	0.8000	149	76
Cleveland	4	1	0.8000	156	149
Cincinnati	1	3	1.3000	102	126

**West**

W	L	T	Pct	PF	PA
Kansas City	4	1	0.8000	149	110
Las Vegas	3	2	0.6000	139	112
Denver	1	3	0.2500	82	98
L.A. Chargers	1	3	0.2500	83	95

NATIONAL CONFERENCE

**East**

W	L	T	Pct	PF	PA
Dallas	2	3	0.4000	163	180
Philadelphia	1	3	1.3000	113	145
Washington	1	4	0.2000	89	142
N.Y. Giants	0	5	0.0000	81	133

**South**

W	L	T	Pct	PF	PA
Carolina	3	2	0.6000	122	118
Tampa Bay	3	2	0.6000	139	112
New Orleans	2	2	0.5000	123	123
Atlanta	0	5	0.0000	122	161

**North**

W	L	T	Pct	PF	PA
Green Bay	4	0	0.1000	152	101
Chicago	4	1	0.8000	105	100
Detroit	1	3	0.2500	99	127
Minnesota	1	4	0.2000	132	152

**West**

W	L	T	Pct	PF	PA
Seattle	5	0	0.1000	169	135
L.A. Rams	4	1	0.8000	136	90
Arizona	3	2	0.6000	128	102
San Francisco	2	3	0.4000	124	114

**Sunday's Games**  
 Baltimore 27, Cincinnati 3  
 Pittsburgh 38, Philadelphia 29  
 Carolina 23, Atlanta 16  
 Las Vegas 40, Kansas City 32  
 L.A. Rams 30, Washington 10  
 Arizona 30, N.Y. Jets 10  
 Houston 30, Jacksonville 14  
 Miami 43, San Francisco 17  
 Dallas 37, N.Y. Giants 34  
 Cleveland 32, Indianapolis 23  
 Seattle 27, Minnesota 26  
 Open: Detroit, Green Bay  
**Monday's Game**  
 L.A. Chargers at New Orleans

Tuesday's Game

Buffalo at Tennessee, 7 p.m.  
**Sunday's Games**  
 Houston at Tennessee, 1 p.m.  
 Washington at N.Y. Giants, 1 p.m.  
 Cincinnati at Indianapolis, 1 p.m.  
 Atlanta at Philadelphia, 1 p.m.  
 Chicago at Carolina, 1 p.m.  
 Detroit at Jacksonville, 1 p.m.  
 Cleveland at Pittsburgh, 1 p.m.  
 Baltimore at Philadelphia, 1 p.m.  
 Green Bay at Tampa Bay, 4:25 p.m.  
 L.A. Rams at San Francisco, 8:20 p.m.  
 Open: Las Vegas, New England, New Orleans, Seattle  
**Monday's Games**  
 Kansas City at Buffalo, 5 p.m.  
 Arizona at Dallas, 8:15 p.m.

MLB

LEAGUE CHAMPIONSHIP (Best-of-7; x-if necessary) American League

**Tampa Bay 2, Houston 0**  
**At San Diego**  
 (All Games on TBS)  
 Oct. 11: Tampa Bay 2, Houston 1  
 Oct. 12: Tampa Bay 4, Houston 2  
 Oct. 13: Tampa Bay vs. Houston (Urquidy 1-1), 8:40 p.m.  
 Oct. 14: Tampa Bay vs. Houston, 8:40 p.m.  
 x-Oct. 15: Tampa Bay vs. Houston  
 x-Oct. 16: Houston vs. Tampa Bay  
 x-Oct. 17: Houston vs. Tampa Bay

**National League**  
**Atlanta vs. Los Angeles**  
**At Arlington, Texas**  
 Oct. 12: Atlanta vs. L.A. Dodgers  
 Oct. 13: Atlanta (Anderson 3-2) vs. Dodgers (Kershaw 6-2), 6:05 p.m. (FS1)  
 Oct. 14: L.A. Dodgers vs. Atlanta (Wright 2-4), 6:05 p.m. (FS1)  
 Oct. 15: L.A. Dodgers vs. Atlanta  
 x-Oct. 16: L.A. Dodgers vs. Atlanta  
 x-Oct. 17: Atlanta vs. L.A. Dodgers  
 x-Oct. 18: Atlanta vs. L.A. Dodgers

SOCCER

**MLS EASTERN CONFERENCE**

W	L	T	Pts	GF	GA
Toronto FC	11	2	4	37	28
Philadelphia	10	3	4	34	30
Columbus	9	3	4	31	26
Orlando City	8	2	6	30	28
New York City FC	8	7	2	26	22
New England	6	4	7	25	17
New York	7	8	2	23	20
Montreal	6	9	2	20	25
Chicago	5	8	4	19	22
Atlanta	5	9	3	18	17
Nashville SC	4	6	6	18	12
Inter Miami CF	5	10	2	17	26
Cincinnati	3	10	4	13	8
D.C. United	2	10	5	11	30

**WESTERN CONFERENCE**

W	L	T	Pts	GF	GA
Seattle	9	4	3	30	35
Portland	9	4	3	30	36
Sporting KC	9	5	2	29	29
Los Angeles FC	7	6	3	24	38
Minnesota United	6	5	5	23	26
FC Dallas	5	4	6	21	17
San Jose	5	7	2	20	43
Colorado	5	4	4	19	25
Houston	4	6	7	19	24
Vancouver	6	11	0	18	20
Real Salt Lake	4	7	6	18	22
LA Galaxy	4	8	3	15	21

**Sunday's Games**  
 New England 2, New York City FC 1  
 Los Angeles FC 3, Seattle 1  
 Chicago 2, D.C. United 1  
 Toronto FC 1, Cincinnati 0  
 Philadelphia 2, Montreal 1  
 Sporting Kansas City 2, Nashville 1  
 Portland 3, San Jose 0  
 Columbus at Orlando City, p.p.d.  
 Minnesota at FC Dallas, p.p.d.

Wednesday's Games

Columbus at Cincinnati, 7:30 p.m.  
 New England at Montreal, 7:30 p.m.  
 New York City FC at Orlando City, 7:30 p.m.  
 New York at Toronto FC, 7:30 p.m.  
 Philadelphia at D.C. United, 8 p.m.  
 Nashville at Houston, 8 p.m.  
 Atlanta at Miami, 8 p.m.  
 Chicago at Minnesota, 8 p.m.  
 Sporting Kansas City at FC Dallas, 8:30 p.m.  
 Baltimore at Real Salt Lake, 9:30 p.m.  
 Colorado at Seattle, 10 p.m.  
 Los Angeles FC at Vancouver, 10 p.m.  
 San Jose at LA Galaxy, 10:30 p.m.

AUTO RACING

NASCAR Cup Series Bank of America ROVAL 400 Sunday

**At Charlotte Motor Speedway Road Course, Concord, N.C. Lap length: 2.28 miles (Start position in parentheses)**

- (2) Chase Elliott, Chevrolet, 109 laps, 49 points.
- (8) Joey Logano, Ford, 109, 44.
- (14) Erik Jones, Toyota, 109, 35.
- (10) Kurt Busch, Chevrolet, 109, 33.
- (24) Ryan Blaney, Ford, 109, 46.
- (13) William Byron, Chevrolet, 109, 42.
- (7) Martin Truex Jr., Toyota, 109, 37.
- (5) Alex Bowman, Chevrolet, 109, 34.
- (28) Cole Custer, Ford, 109, 28.
- (11) Clint Bowyer, Ford, 109, 27.
- (4) Kevin Harvick, Ford, 109, 26.
- (16) Tyler Reddick, Chevrolet, 109, 28.
- (30) Jimmie Johnson, Chevrolet, 109, 24.
- (18) Ryan Preece, Chevrolet, 109, 23.
- (1) Denny Hamlin, Toyota, 109, 22.
- (12) Aric Almirola, Ford, 109, 21.
- (38) Ricky Stenhouse Jr., Chevrolet, 109, 20.
- (3) Brad Keselowski, Ford, 109, 20.
- (6) Austin Dillon, Chevrolet, 109, 18.
- (21) Chris Buescher, Ford, 109, 17.
- (25) Bubba Wallace, Chevrolet, 109, 18.
- (20) Matt DiBenedetto, Ford, 109, 23.
- (17) Ty Dillon, Chevrolet, 109, 24.
- (35) Christopher Bell, Toyota, 109, 30.
- (24) Daniel Suarez, Toyota, 109, 12.
- (36) Gray Gaulding, Chevrolet, 109, 0.
- (22) Corey Lajole, Ford, 109, 10.
- (25) Justin Haley, Chevrolet, 109, 9.
- (37) James Davison, Ford, 109, 8.
- (9) Kyle Busch, Toyota, 109, 7.
- (15) Ryan Newman, Ford, 109, 11.
- (31) Michael McDowell, Ford, 109, 7.
- (32) Josh Billicki, Ford, 108, 0.
- (23) Matt Kenseth, Chevrolet, 108, 3.
- (1) J.J. Yeley, Chevrolet, 108, 0.
- (19) John H. Nemechek, Ford, 105, 1.
- (37) (22) B. Poole, Chevrolet, suspension, 95, 1.
- (38) (27) Timmy Hill, Toyota, engine, 57, 0.

DEALS

BASEBALL Major League Baseball American League

CHICAGO WHITE SOX - Released manager Rick Renteria.  
**National League**  
 WASHINGTON NATIONALS - Announced RHP Javy Guerra and LHP Sam Freeman have cleared outright waivers and elected free agency.

**BASKETBALL**  
**NBA**  
 CHICAGO BULLS - Released assistant coaches Dean Cooper, Neke Leonsen, Roy Rogers and Karen Stack Umlauf.  
**FOOTBALL**  
**National Football League**  
 ATLANTA FALCONS - Named Raheem Morris interim head coach.  
 CINCINNATI BENGALS - Signed DT Xavier Williams. Placed DT D.J. Reader on injured reserve.  
 CLEVELAND BROWNS - Placed CB Equanimeous Williams on injured reserve.  
 GREEN BAY PACKERS - Activated WR Equanimeous St. Brown and LB Kamal Martin from injured reserve. Signed TE Dominique Dafney to the practice squad.

Favorite	Sunday	Underdog
CAROLINA	2 2 44	Chicago
Detroit	1 3 54	JACKSONVILLE
MINNESOTA	5 3 55	Atlanta
TENNESSEE	OFFOFFOFF	Houston
NY GIANTS	3 3 43	Washington
PITTSBURGH	4 3 51	Cleveland
Baltimore	8 7 46 1/2	PHILADELPHIA
INDIANAPOLIS	9 8 46	Cincinnati
Green Bay	+1 1/2 54	TAMPA BAY
LA Rams	+3 3 50 1/2	SAN FRANCISCO
MIAMI	10 8 47 1/2	NY Jets
NEW ENGLND	OFFOFFOFF	Denver

Favorite	Monday	Underdog
Arizona	+3 2 54	DALLAS
Kansas City	3 3 OFF	BUFFALO

*Odds are subject to change. BetMGM.com does not offer lines for New Jersey-based college sports teams. Gannett may earn revenue from audience referrals to betting services. Newsrooms are independent of this relationship and there is no influence on news coverage.*

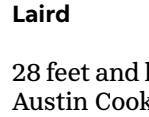
# Laird finally wins Shriners in playoff

**Steve DiMeglio**  
 Golfweek | USA TODAY Network

LAS VEGAS - The third time proved to be the charm for Martin Laird.

After failing to end matters on the 72nd hole and then again on the first playoff hole, Laird knocked in a 23-foot putt for birdie on the second extra hole to win the Shriners Hospitals for Children Open in Sunday's fading light at TPC Summerlin.

Laird, who shared the overnight lead and led by three at the turn, made an astounding par on the 17th hole in regulation to protect his one-shot lead but missed his par attempt on the 72nd hole for 28 feet and headed to a playoff against Austin Cook and Matthew Wolff.



On the first extra hole at the par-4 18th hole, Laird had a chance to end the tournament but his attempt from 31 feet just grazed the hole. But after Cook and Wolff both missed their birdie attempts on the 195-yard par-3 17th, Laird rolled in his winner.

The win was his first in seven years and his second Shriners title; in 2009 he won in a playoff on the 18th hole. He has four PGA Tour titles. Laird, playing on a sponsor's exemption, will certainly move up from his ranking of 358 in the world.

"It's been a while, so I've been working hard. Seven years since my last one," Laird said. "Probably feel like now my game is really as good as it has been. Been playing well the last few

Shriners Hospitals for Children Open Final Round

Martin Laird * (500), \$1,260,000	65-63-65-68	261 (-23)
Austin Cook (245), \$623,000	63-65-67-66	261 (-23)
Matthew Wolff (245), \$623,000	68-66-61-66	261 (-23)
Abraham Ancer (135), \$343,000	66-66-65-67	264 (-20)
James Hahn (100), \$259,000	64-66-67-68	265 (-19)
Peter Malnati (100), \$259,000	66-62-71-66	265 (-19)
Will Zalatoris, \$259,000	68-64-64-69	265 (-19)
Patrick Cantlay (75), \$190,750	63-65-65-73	266 (-18)
Bryson DeChambeau (75), \$190,750	62-67-71-66	266 (-18)
Si Woo Kim (75), \$190,750	67-67-63-65	266 (-18)
Matthew NeSmith (75), \$190,750	66-68-64-68	266 (-18)
Justin Suh, \$190,750	68-65-66-67	266 (-18)
Sungjae Im (54), \$125,417	67-63-69-68	267 (-17)
Joaquin Niemann (54), \$125,417	68-66-67-66	267 (-17)
Webb Simpson (54), \$125,417	68-67-65-67	267 (-17)
Harold Varner III (54), \$125,417	69-68-66-70	267 (-17)
Wyndham Clark (54), \$125,417	67-63-65-72	267 (-17)
Brian Harman (54), \$125,417	65-63-67-72	267 (-17)
John Huh (43), \$86,030	69-66-64-69	268 (-16)
Zach Johnson (43), \$86,030	65-68-68-67	268 (-16)
Louis Oosthuizen (43), \$86,030	65-68-71-64	268 (-16)
Scott Piercy (43), \$86,030	68-65-67-68	268 (-16)
Cameron Tringale (43), \$86,030	66-66-66-70	267 (-17)
Tom Hoge (36), \$61,950	70-64-66-65	269 (-15)
Patton Kizzire (36), \$61,950	67-68-65-69	269 (-15)
Cameron Smith (36), \$61,950	70-63-66-70	269 (-15)

weeks; just haven't had the results. "But I love it here. I'm going to really enjoy this one. I can't wait to go back and see my kids and my wife and celebrate with them."

Laird (68), Cook (66) and Wolff (66) ended regulation at 23-under 261.

"Overall this is the best finish in three years since the win," Cook said of his 2017 victory in the RMC Classic. "Game is on the right track. It's kind of an emotional day. It's been such a grind to get back here. Just being back in the moment, I loved it, and I can't wait to do it again."

Wolff, 21, was trying to become the youngest multiple winner on the PGA Tour since Sergio Garcia in 2001. Wolff had three eagles in a five-hole stretch en route to a 61 in the third round and eagled the 16th Sunday to give himself a chance.

Abraham Ancer closed with a 67 to finish fourth, three shots back.

USA TODAY NETWORK HEISMAN TROPHY SURVEY

The top offensive stars from the presumed College Football Playoff favorites made the most of their opportunity in prime time Saturday. Clemson's Trevor Lawrence again leads the weekly USA TODAY Network Heisman survey after his Tigers pulled away from Miami. Lawrence received 59 total points and was voted first by 18 of the 22 official Heisman electors employed by USA TODAY Network properties participating in the weekly survey. Through four games, Lawrence has connected on a 72.4% completion rate for 1,140 yards, 10 touchdowns and no picks. He also has four rushing scores. Jones closed the gap on Lawrence in the survey with 26 points, including a couple of first-place mentions. Jones has a better completion percentage of 79.5%, with 1,101 yards and eight TD tosses.

Player, school, position, year	1st	2nd	3rd	Pts
Trevor Lawrence, Clemson, QB, Jr.	18	2	1	59
Mac Jones, Alabama, QB, Jr.	2	8	4	26
Kyle Trask, Florida, QB, Sr.	0	5	4	14
Travis Etienne, Clemson, RB, Sr.	1	0	6	9
Zach Wilson, BYU, QB, Jr.	1	2	0	7
Najee Harris, Alabama, RB, Sr.	0	2	1	5
Kyle Pitts, Florida, TE, Jr.	0	1	2	4
Jaylen Waddle, Alabama, WR/KR, Jr.	0	1	1	3
Matt Corral, Mississippi, QB, Soph.	0	1</		

FOR THE RECORD

All times ET

MLB

LEAGUE CHAMPIONSHIP American League

Tampa Bay 4, Houston 3

Oct. 11: Tampa Bay 2, Houston 1  
Oct. 12: Tampa Bay 4, Houston 2  
Oct. 13: Tampa Bay 5, Houston 2  
Oct. 14: Houston 4, Tampa Bay 3  
Oct. 15: Houston 4, Tampa Bay 3  
Oct. 16: Houston 7, Tampa Bay 4  
Oct. 17: Tampa Bay 4, Houston 2

National League

L.A. Dodgers 4, Atlanta 3

Oct. 12: Atlanta 5, L.A. Dodgers 1  
Oct. 13: Atlanta 8, L.A. Dodgers 7  
Oct. 14: L.A. Dodgers 15, Atlanta 3  
Oct. 15: Atlanta 10, L.A. Dodgers 2  
Oct. 16: L.A. Dodgers 7, Atlanta 3  
Oct. 17: L.A. Dodgers 3, Atlanta 1  
Oct. 18: L.A. Dodgers 4, Atlanta 3

WORLD SERIES (Best-of-7; x-if necessary)

L.A. Dodgers vs. Tampa Bay (At Arlington, Texas)

**All Games on Fox**  
Oct. 20: Tampa Bay (Glasnow 5-1) vs. L.A. Dodgers, 8:09 p.m.  
Oct. 21: Tampa Bay (Snell 4-2) vs. L.A. Dodgers, 8:08 p.m.  
Oct. 22: Tampa Bay vs. Tampa Bay, 8:08 p.m.  
Oct. 23: L.A. Dodgers vs. Tampa Bay, 8:08 p.m.  
Oct. 24: L.A. Dodgers vs. Tampa Bay, 8:08 p.m.  
x-Oct. 25: Dodgers vs. Tampa Bay, 8:08 p.m.  
x-Oct. 27: Tampa Bay vs. Dodgers, 8:08 p.m.  
x-Oct. 28: Tampa Bay vs. Dodgers, 8:09 p.m.

SOCCER

MLS EASTERN CONFERENCE

	W	L	T	Pts	GF	GA
Toronto FC	12	2	5	41	30	17
Philadelphia	10	3	5	35	32	16
Columbus	10	4	4	34	30	15
Orlando City	8	2	8	32	30	18
New England	7	4	7	28	20	16
New York City FC	8	3	27	24	19	
New York	7	8	4	25	22	33
Montreal	7	10	2	23	29	26
Nashville SC	5	6	6	21	15	17
Chicago	5	8	5	20	24	28
Atlanta	5	10	4	19	18	22
Inter Miami CF	5	11	3	18	19	29
Cincinnati	4	11	4	16	11	30
D.C. United	3	10	6	15	17	33

WESTERN CONFERENCE

	W	L	T	Pts	GF	GA
Seattle	9	4	4	31	35	17
Portland	9	5	4	31	38	30
Sporting KC	9	6	3	30	31	25
Los Angeles FC	7	7	4	25	40	34
Minnesota United	6	5	6	24	28	23
FC Dallas	6	4	6	24	22	17
San Jose	6	7	6	24	28	43
Vancouver	7	12	0	21	22	40
Real Salt Lake	5	7	6	21	24	29
Houston	4	7	8	20	27	32
Colorado	5	4	4	19	25	20
L.A. Galaxy	5	9	3	18	22	34

Sunday's Games

Columbus 3, New York City FC 1  
Orlando City 1, New York 1, tie  
D.C. United 2, Cincinnati 1  
Toronto FC 1, Atlanta 0  
Houston 2, Minnesota 2, tie  
Los Angeles FC 1, Portland 1, tie

NFL

AMERICAN CONFERENCE

East	W	L	T	Pct	PF	PA
Buffalo	4	2	0	0.666	156	168
Miami	3	3	0	0.500	160	113
New England	2	3	0	0.400	109	110
N.Y. Jets	0	6	0	0.000	75	185

South

West	W	L	T	Pct	PF	PA
Tennessee	5	0	0	1.000	164	126
Indianapolis	4	2	0	0.666	157	115
Houston	1	5	0	0.166	146	182
Jacksonville	1	5	0	0.166	125	181

North

West	W	L	T	Pct	PF	PA
Pittsburgh	5	0	0	1.000	156	94
Baltimore	5	1	0	0.833	179	104
Cleveland	4	2	0	0.666	163	187
Cincinnati	1	4	1	0.250	129	157

West

West	W	L	T	Pct	PF	PA
Kansas City	5	1	0	0.833	175	127
Las Vegas	3	2	0	0.600	151	152
Denver	2	3	0	0.400	100	110
L.A. Chargers	1	4	0	0.200	110	125

NATIONAL CONFERENCE

East	W	L	T	Pct	PF	PA
Dallas	2	3	0	0.400	163	180
Philadelphia	1	4	1	0.250	141	175
N.Y. Giants	1	5	0	0.166	101	152
Washington	1	5	0	0.166	108	162

South

West	W	L	T	Pct	PF	PA
Tampa Bay	4	2	0	0.666	177	122
New Orleans	3	2	0	0.600	153	150
Carolina	3	3	0	0.500	138	141
Atlanta	1	5	0	0.166	162	184

North

West	W	L	T	Pct	PF	PA
Chicago	5	1	0	0.833	128	116
Green Bay	4	1	0	0.800	162	139
Detroit	2	3	0	0.400	133	143
Minnesota	1	5	0	0.166	155	192

West

West	W	L	T	Pct	PF	PA
Seattle	5	0	0	1.000	169	135

NFL

AMERICAN CONFERENCE

East	W	L	T	Pct	PF	PA
Buffalo	4	2	0	0.666	156	168
Miami	3	3	0	0.500	160	113
New England	2	3	0	0.400	109	110
N.Y. Jets	0	6	0	0.000	75	185

South

West	W	L	T	Pct	PF	PA
Tennessee	5	0	0	1.000	164	126
Indianapolis	4	2	0	0.666	157	115
Houston	1	5	0	0.166	146	182
Jacksonville	1	5	0	0.166	125	181

North

West	W	L	T	Pct	PF	PA
Pittsburgh	5	0	0	1.000	156	94
Baltimore	5	1	0	0.833	179	104
Cleveland	4	2	0	0.666	163	187
Cincinnati	1	4	1	0.250	129	157

West

West	W	L	T	Pct	PF	PA
Kansas City	5	1	0	0.833	175	127
Las Vegas	3	2	0	0.600	151	152
Denver	2	3	0	0.400	100	110
L.A. Chargers	1	4	0	0.200	110	125

NATIONAL CONFERENCE

East	W	L	T	Pct	PF	PA
Dallas	2	3	0	0.400	163	180
Philadelphia	1	4	1	0.250	141	175
N.Y. Giants	1	5	0	0.166	101	152
Washington	1	5	0	0.166	108	162

South

West	W	L	T	Pct	PF	PA
Tampa Bay	4	2	0	0.666	177	122
New Orleans	3	2	0	0.600	153	150
Carolina	3	3	0	0.500	138	141
Atlanta	1	5	0	0.166	162	184

North

West	W	L	T	Pct	PF	PA
Chicago	5	1	0	0.833	128	116
Green Bay	4	1	0	0.800	162	139
Detroit	2	3	0	0.400	133	143
Minnesota	1	5	0	0.166	155	192

West

West	W	L	T	Pct	PF	PA
Seattle	5	0	0	1.000	169	135

L.A. Rams	4	2	0	0.666	152	114
Arizona	3	2	0	0.600	128	102
San Francisco	3	3	0	0.500	148	130

Sunday's Games

Tennessee 42, Houston 36, OT  
N.Y. Giants 20, Washington 19  
Indianapolis 31, Cincinnati 27  
Atlanta 40, Minnesota 23, OT  
Chicago 23, Carolina 16  
Detroit 34, Jacksonville 16  
Pittsburgh 38, Cleveland 7  
Denver 18, New England 12  
Baltimore 30, Philadelphia 28  
Miami 24, N.Y. Jets 0  
Tampa Bay 38, Green Bay 10  
San Francisco 24, L.A. Rams 16  
Open: L.A. Chargers, Las Vegas, New Orleans, Seattle

Monday's Game

Kansas City 26, Buffalo 17  
Arizona at Dallas

Thursday's Game

N.Y. Giants at Philadelphia, 8:20 p.m.

DEALS

BASEBALL Major League Baseball

National League

ATLANTA BRAVES – Activated OFs Tucker Davidson and Ender Inciarte, INFs Adeney Hechavarria, Alex Jackson and William Contreras, RHPs Chad Sobotka, Jasseel De La Cruz, Luke Jackson, Touki Toussaint and Patrick Weigel and LHPs Tucker Davidson and Sean Newcomb.  
CINCINNATI REDS – Announced vice president and general manager Nick Krall will head the baseball operations department.  
WASHINGTON NATIONALS – Agreed to terms with pitching coach Jim Hickey.

FOOTBALL National Football League

DETROIT LIONS – Signed DT Albert Huggins to the practice squad.

HOCKEY National Hockey League

ARIZONA COYOTES – Re-signed F Christian

Fischer to a two-year, one-way contract.  
BUFFALO SABRES – Signed F Steven Fogarty to a one-year contract.

OTTAWA SENATORS – Signed F.J.C. Beaudin to a one-year, two-way contract.

SOCCER

Major League Soccer

PHILADELPHIA UNION – Acquired an international roster spot from Montreal Impact for the 2020 season in exchange for general allocation money.

AUTO RACING

NASCAR Cup Series Hollywood Casino 400

Sunday At Kansas Speedway Kansas City, Kan.

Lap length: 1.50 miles (Start position in parentheses)

- (2) Joey Logano, Ford, 267 laps, 42 points.
- (4) Kevin Harvick, Ford, 267, 48.
- (6) Alex Bowman, Chevrolet, 267, 46.
- (8) Brad Keselowski, Ford, 267, 47.
- (20) Kyle Busch, Toyota, 267, 33.
- (1) Chase Elliott, Chevrolet, 267, 47.
- (9) Ryan Blaney, Ford, 267, 45.
- (10) William Byron, Chevrolet, 267, 29.

- (5) Martin Truex Jr., Toyota, 267, 34.
- (22) Christopher Bell, Toyota, 267, 27.
- (17) Austin Dillon, Chevrolet, 267, 26.
- (18) Matt DiBenedetto, Ford, 267, 29.
- (16) Aric Almirola, Ford, 267, 24.
- (13) Cole Custer, Ford, 267, 23.
- (7) Denny Hamlin, Toyota, 267, 40.
- (23) Ricky Stenhouse Jr., Chevrolet, 267, 21.
- (32) John H. Nemechek, Ford, 267, 20.
- (24) Bubba Wallace, Chevrolet, 267, 19.
- (25) Michael McDowell, Ford, 267, 18.
- (11) Erik Jones, Toyota, 267, 23.
- (21) Chris Buescher, Ford, 267, 15.
- (28) Ryan Newman, Ford, 267, 16.
- (29) Corey Lajoie, Ford, 267, 14.
- (25) Ty Dillon, Chevrolet, 266, 13.
- (15) Tyler Reddick, Chevrolet, 266, 12.
- (12) Clint Bowyer, Ford, 266, 12.
- (27) Daniel Suarez, Toyota, 265, 10.
- (35) Brennan Poole, Chevrolet, 263, 9.
- (19) Ryan Preece, Chevrolet, 262, 8.
- (34) JJ Yeley, Chevrolet, 261, 0.
- (14) Jimmie Johnson, Chevrolet, 261, 6.
- (33) James Davison, Ford, 258, 5.
- (31) Quin Houff, Chevrolet, 258, 4.
- (37) Timmy Hill, Toyota, 256, 0.
- (39) Josh Billicki, Chevrolet, 254, 0.
- (36) Reed Sorenson, Chevrolet, 250, 1.
- (37) Joey Gasch, Ford, 228, 0.
- (3) Kurt Busch, Chevrolet, engine, 197, 3.
- (40) C. Fincham, Toyota, transmission, 154, 0.
- (30) M. Kenseth, Chevrolet, accident, 144, 1.

GOLF

PGA Tour CJ Cup Sunday

At Shadow Creek Golf Course, Las Vegas

Purse: \$9.75 million

Yardage: 7,527; Par: 72

Final Round

Individual FedExCup Points in parentheses

Jason Kokrak (500), \$1,755,000	70-66-68-64	268 (-20)
Xander Schauffele (300), \$1,053,000	66-64-74-66	270 (-18)
Tyrell Hatton (163), \$565,500	65-68-73-65	271 (-17)
Russell Henley (163), \$565,500	66-68-67-70	271 (-17)
Talor Gooch (110), \$390,000	70-65-69-68	272 (-16)
Joaquin Niemann (100), \$351,000	72-68-69-66	275 (-13)
Lanto Griffin (88), \$314,438	70-68-66-72	276 (-12)
Bubba Watson (88), \$314,438	74-69-65-68	276 (-12)
Sebastián Muñoz (80), \$282,750	71-70-67-69	277 (-11)
Harris English (75), \$263,500	75-66-69-68	278 (-10)
Cameron Smith (70), \$243,750	69-74-68-68	279 (-9)
Matthew Fitzpatrick (58), \$190,320	69-68-72-71	280 (-8)
Viktor Hovland (58), \$190,320	75-66-69-70	280 (-8)
Collin Morikawa (58), \$190,320	71-65-71-73	280 (-8)
Ian Poulter (58), \$190,320	69-70-73-68	280 (-8)
Justin Thomas (58), \$190,320	72-66-68-74	280 (-8)

Favorite



# SOLICITATIONS

View our list of solicitations, and click below for more information.





**ARTIFICIAL SPORT SURFACES, INSTALLATION AND RELATED MATERIALS**

**Lead Agency:**  
Region 14 ESC

**Responses Due:**  
Thursday, November 19th, 2020 2:00 PM CST

[USA Today 10/13/2020](#)  
[USA Today 10/20/2020](#)

REQUEST SOLICITATION



**ASPHALT PRODUCTS AND SERVICES, INSTALLATION AND RELATED MATERIALS**

**Lead Agency:**  
Region 14 ESC

**Responses Due:**  
Thursday, November 19th, 2020 2:00 PM CST

[USA Today 10/13/2020](#)  
[USA Today 10/20/2020](#)

REQUEST SOLICITATION




**ATHLETIC COURT AND FIELD SOLUTIONS**

**Lead Agency:**  
Region 14 ESC

**Responses Due:**  
Thursday, November 19th, 2020 2:00 PM CST

[USA Today 10/13/2020](#)  
[USA Today 10/20/2020](#)

REQUEST SOLICITATION



**AUDIO/VISUAL PRODUCTS AND SERVICES**

**Lead Agency:**  
Region 14 ESC

**Responses Due:**  
Thursday, November 19th, 2020 2:00 PM CST

[USA Today 10/13/2020](#)  
[USA Today 10/20/2020](#)

REQUEST SOLICITATION



**BUSINESS AND IT CONSULTING AND ADVISORY SERVICES**

**Lead Agency:**  
Region 14 ESC

**Responses Due:**  
Thursday, November 19th, 2020 2:00 PM CST

[USA Today 10/13/2020](#)  
[USA Today 10/20/2020](#)

REQUEST SOLICITATION




**ELEVATOR EQUIPMENT, SERVICE, REPAIR AND RELATED SERVICES**

**Lead Agency:**  
Region 14 ESC

**Responses Due:**  
Thursday, November 19th, 2020 2:00 PM CST

[USA Today 10/13/2020](#)  
[USA Today 10/20/2020](#)

REQUEST SOLICITATION



**ENERGY MANAGEMENT CONSULTATION AND RELATED SERVICES**

**Lead Agency:**  
Region 14 ESC

**Responses Due:**  
Thursday, November 19th, 2020 2:00 PM CST

[USA Today 10/13/2020](#)  
[USA Today 10/20/2020](#)

REQUEST SOLICITATION



**FOOD MANAGEMENT PROGRAMS AND RELATED PRODUCTS AND SERVICES**

**Lead Agency:**  
Region 14 ESC

**Responses Due:**  
Thursday, December 10th, 2020 2:00 PM CST

**Subitem #1: Response Due Date Changed.**

[USA Today 10/13/2020](#)  
[USA Today 10/20/2020](#)

REQUEST SOLICITATION



**FOODSERVICE EQUIPMENT, SMALLWARES, PARTS, DESIGN AND INSTALLATION**

**Lead Agency:**  
Region 14 ESC

**Responses Due:**  
Thursday, November 19th, 2020 2:00 PM CST

[USA Today 10/13/2020](#)  
[USA Today 10/20/2020](#)

REQUEST SOLICITATION



**GENERATORS AND RELATED EQUIPMENT FOR SERVICE RENTAL AND LEASING**

**Lead Agency:**  
Region 14 ESC

**Responses Due:**  
Thursday, November 19th, 2020 2:00 PM CST

[USA Today 10/13/2020](#)  
[USA Today 10/20/2020](#)

REQUEST SOLICITATION



**HEAVY EQUIPMENT, DIESEL TRUCK, BUS PARTS AND RELATED GOODS AND SERVICES**

**Lead Agency:**  
Region 14 ESC

**Responses Due:**  
Thursday, November 19th, 2020 2:00 PM CST

[USA Today 10/13/2020](#)  
[USA Today 10/20/2020](#)

REQUEST SOLICITATION



**INDOOR AIR QUALITY EQUIPMENT, DEVICES AND RELATED SERVICES**

**Lead Agency:**  
Region 14 ESC

**Responses Due:**  
Thursday, November 19th, 2020 2:00 PM CST

[USA Today 10/13/2020](#)  
[USA Today 10/20/2020](#)

REQUEST SOLICITATION



**INTEGRATED PARKING MANAGEMENT SYSTEM**

**Lead Agency:**  
Region 14 ESC

**Responses Due:**  
Thursday, November 19th, 2020 2:00 PM CST

[USA Today 10/13/2020](#)  
[USA Today 10/20/2020](#)

REQUEST SOLICITATION




**LANDSCAPING, INSTALLATION, SERVICES & RELATED PRODUCTS**

**Lead Agency:**  
Region 14 ESC

**Responses Due:**  
Thursday, November 19th, 2020 2:00 PM CST

[USA Today 10/13/2020](#)  
[USA Today 10/20/2020](#)

REQUEST SOLICITATION



**MUNICIPAL AND UTILITY BILLING SERVICES**

**Lead Agency:**  
Region 14 ESC

**Responses Due:**  
Thursday, November 19th, 2020 2:00 PM CST

[USA Today 10/13/2020](#)  
[USA Today 10/20/2020](#)

REQUEST SOLICITATION



**REGIONAL FLOORING & OUTDOOR SURFACES SOLUTIONS**

**Lead Agency:**  
Region 14 ESC

**Responses Due:**  
Thursday, November 19th, 2020 2:00 PM CST

[USA Today 10/13/2020](#)  
[USA Today 10/20/2020](#)

REQUEST SOLICITATION




**SECURITY SOLUTIONS PRODUCTS AND SERVICES**

**Lead Agency:**  
Region 14 ESC

**Responses Due:**  
Thursday, November 19th, 2020 2:00 PM CST

[USA Today 10/13/2020](#)  
[USA Today 10/20/2020](#)

REQUEST SOLICITATION




**SMART PARKING DISPLAYS**

**Lead Agency:**  
Region 14 ESC

**Responses Due:**  
Thursday, November 19th, 2020 2:00 PM CST

[USA Today 10/13/2020](#)  
[USA Today 10/20/2020](#)

REQUEST SOLICITATION




**SOFTWARE AND SAAS SOLUTIONS**

**Lead Agency:**  
Region 14 ESC

**Responses Due:**  
Thursday, November 19th, 2020 2:00 PM CST

[USA Today 10/13/2020](#)  
[USA Today 10/20/2020](#)

REQUEST SOLICITATION




**TURF AND GROUNDS MAINTENANCE EQUIPMENT, PARTS, ACCESSORIES, SUPPLIES, RELATED EQUIP, AND SERVICES**

**Lead Agency:**  
Region 14 ESC

**Responses Due:**  
Thursday, November 19th, 2020 2:00 PM CST

[USA Today 10/13/2020](#)  
[USA Today 10/20/2020](#)

REQUEST SOLICITATION




**WATER METERING, MONITORING, DEVICES AND RELATED SERVICES**

**Lead Agency:**  
Region 14 ESC

**Responses Due:**  
Thursday, November 19th, 2020 2:00 PM CST

[USA Today 10/13/2020](#)  
[USA Today 10/20/2020](#)

REQUEST SOLICITATION




**WEB BASED MEETING, WEBINAR, CONFERENCE, AND TRADESHOW PROGRAMS**

**Lead Agency:**  
Region 14 ESC

**Responses Due:**  
Thursday, November 19th, 2020 2:00 PM CST

[USA Today 10/13/2020](#)  
[USA Today 10/20/2020](#)

REQUEST SOLICITATION



**WIRELESS SOLUTIONS**

**Lead Agency:**  
Region 14 ESC

**Responses Due:**  
Thursday, November 19th, 2020 2:00 PM CST

[USA Today 10/13/2020](#)  
[USA Today 10/20/2020](#)

REQUEST SOLICITATION

**NCPA**  
National Cooperative Purchasing Alliance

Is a leading national government purchasing cooperative working to reduce the cost of goods and services by leveraging the purchasing power of public agencies in all 50 states. NCPA utilizes state of the art procurement resources and solutions that result in cooperative purchasing contracts that ensure all public agencies are receiving products and services of the highest quality at the lowest prices.

**CONTACT INFORMATION**

NCPA  
P.O. Box 701273  
Houston, TX 77270  
(888) 543-6515  
[info@ncpa.us](mailto:info@ncpa.us)

**CONNECT WITH US**


[Twitter](#) [Facebook](#) [LinkedIn](#)

**SEND EMAIL**

Name

Email

Message

I'm not a robot 

Submit