

# IS IT NEW OR IS IT ECOMOD? (IT'S BOTH.)

CHOOSE THE PROVEN STANDARD IN ESCALATOR MODERNIZATION AND GET MORE.

KONE EcoMod®



# WITH NEARLY TWO DECADES OF EXPERIENCE, KONE KNOWS ESCALATOR MODERNIZATION

Are age-related escalator issues causing increased downtime, safety concerns, or rider complaints? Modernize with KONE EcoMod, the award-winning solution that's built stronger to last longer. KONE EcoMod is designed to be used in more trusses than any competitor – and has been deployed in more successful installations than all major competitors combined. KONE offers the best value, because KONE EcoMod gives you more:

KONE GIVES YOU MORE	WHY IT MATTERS
More durable materials, built to higher standards	Increases escalator reliability
More safety	Exceeds requirements, decreases maintenance
More attention to detail, such as stainless steel front plates	Improves aesthetics
More experienced KONE EcoMod installation crews and project managers	Creates turn-key solution
More cost-effective, modular installation	Reduces time, disruption over full replacement
More innovation, like standby mode and KONE 24/7 Connected Services	Delivers energy savings, reduces downtime
More standard features than any other competitor	Makes KONE EcoMod the best choice in modernization

Contact your KONE EcoMod representative for more information on this innovative solution. We have the experience to create a plan that's right for your organization.





KONE

# KONE EcoMod COMPONENTS

MORE DURABLE, INNOVATIVE COMPONENTS – KONE ECOMOD, BETTER THAN NEW

KONE EcoMod®

# ENGINEERED TO GIVE YOU MORE FROM THE INSIDE OUT

KONE offers the best value, because KONE EcoMod gives you more every step of the way. As the industry leader in innovation, we have developed many important advancements. Every component has been thoughtfully designed and selected, including many APTA-compliant features, to provide greater durability and reliability, and to exceed safety code requirements.

<b>GEARED DIRECT DRIVE SYSTEM</b> 	<ul style="list-style-type: none"> <li>▪ Eliminates main drive and handrail drive chains, the primary source of breakdowns, reducing maintenance downtime and costs</li> <li>▪ Achieves 96% efficiency (vs 85% in competitors' drives)</li> <li>▪ Location inside step band maximizes space for flat steps, a best practice in safety</li> <li>▪ Increases passenger safety by synchronizing handrail and step movement</li> <li>▪ Uses synthetic oil, for fewer oil changes, reduced downtime</li> </ul>
<b>LUBE-FREE STEP CHAIN</b> 	<ul style="list-style-type: none"> <li>▪ Works in tandem with Geared Direct Drive to help reduce oil consumption by 97%</li> <li>▪ Significantly reduces clean-down time and costs</li> </ul>
<b>FREE-FLOATING STEP GUIDANCE SYSTEM</b> 	<ul style="list-style-type: none"> <li>▪ Unique, positive-type system is designed to maintain tight tolerances throughout escalator's incline</li> <li>▪ Individually-controlled steps aligned with a more rigid skirt help prevent entrapment, improve passenger safety</li> </ul>
<b>PERMANENT MAGNET CERAMIC BRAKE</b> 	<ul style="list-style-type: none"> <li>▪ Offers smoother, safer, more controlled emergency braking</li> </ul>
<b>STAINLESS STEEL FRONT PLATE</b> 	<ul style="list-style-type: none"> <li>▪ Provides longer life, higher aesthetic value vs plastic</li> </ul>
<b>V-GROOVE HANDRAIL</b> 	<ul style="list-style-type: none"> <li>▪ Offers superior traction for higher-usage environments</li> <li>▪ More robust design increases handrail life cycle</li> </ul>

## APTA-Compliant Components

APTA, the American Public Transportation Association, sets compliance standards for safe, efficient, economical transit-grade escalators.

These and other heavier-gauge, APTA-compliant components are standard. Robust component design may also make higher step loads possible.

THICKER 1/2" GLASS BALUSTRADE  
 THICKER 11 GAUGE SKIRTS  
 THICKER 14 GAUGE DECK PANELS  
 THICKER 3 MM STEP TRACK

KEY: Exclusive for KONE / APTA   
 Standard Equipment / EcoFriendly


Contact your KONE EcoMod representative to learn how KONE's standard components deliver more value than any of our competitors.



# KONE EcoMod<sup>®</sup> OPTIONS

## CUSTOMIZE YOUR KONE ECOMOD ESCALATOR WITH A WIDE RANGE OF OPTIONS AND ACCESSORIES

Complement your building's aesthetics, add optional features to further enhance functionality, or add a service package to our pre-installed KONE 24/7 Connected Services. All accessories are designed specifically for KONE EcoMod, and many features are constructed to meet heavy-duty APTA\* standards.



### KONE 24/7 CONNECTED SERVICES CAPABILITY

With  
Watson

State-of-the-art diagnostic technology and round-the-clock monitoring predict problems before they happen. Ask your KONE representative for more information or about subscription pricing options to enable this built-in feature.



### STAND-BY OPERATION<sup>◇</sup>

- Smaller standby inverter than competitor models occupies less space
  - Exceeds IECC standards
  - Regenerative design allows energy to be returned to the building's power grid
  - Yields 20-40% energy savings\*
- Ask your KONE representative if this feature is appropriate for your application

## LED LIGHTING OPTIONS<sup>◇</sup>

Take a brighter approach to safety and good looks with energy-efficient LED lighting options for combs and skirts, along with other special LED features, each at additional cost.

#### Wifi-Controlled LED Lighting



Multicolor, wifi-controlled under handrail lighting

#### LED Comb Light



Designed to draw attention to combs

#### LED Skirt Spot Lighting



Additional lighting increases rider safety

#### LED Traffic Sign



Visually displays current escalator direction

#### Diagnostic Display



Convenience feature for maintenance personnel

\*Savings vary from job to job.



# CHOOSE YOUR OPTIONS FOR THESE FEATURES, ALL STANDARD WITH KONE ECOMOD

## THICKER, STRONGER, BUILT TO LAST LONGER



Brushed satin  
14-gauge stainless  
steel decking



Thicker 11-gauge skirt  
more rigid to minimize  
deflection



V-groove handrail  
offers superior traction,  
increased life cycle



Stainless steel front plates  
provide longer life, higher  
aesthetic value vs plastic

→ Our standard 1/2" glass balustrade is 33% thicker than competitor models\*\*

Many features are constructed to meet heavy-duty APTA\* standards

\*\*See options below


## MORE AESTHETIC CHOICES

### Skirt



Brushed satin stainless  
steel skirt with clear  
anti-friction coating

### Step Colors




Silver-color aluminum

### Balustrade



Clear 1/2" glass  
balustrade panels


### Skirt Brush Holder



Black-coated anodized  
aluminum




Sheet steel skirt with  
black antifriction  
coating



Black-color aluminum  
with silver-color ribs



Stainless steel  
panels




Clear-coated anodized  
aluminum

## GET MORE SAFETY WITH KONE ECOMOD


Attention to safety,  
quality, detail, all  
included.

### Skirt Brush<sup>Ⓢ</sup>




Provides an extra measure  
of safety beyond code  
requirements

### Step Demarcation<sup>Ⓢ</sup>



Yellow plastic insert is  
more durable, more  
easily redone than paint

### Demarcation Lighting<sup>Ⓢ</sup>



Highlights steps for  
safer, easier transport

\*APTA, the American Public Transportation Association, sets compliance standards for safe, efficient, economical transit-grade escalators. Incorporating APTA-compliant components into KONE EcoMod increases escalator durability and reliability.

KEY: APTA / EcoFriendly   
Standard Equipment



## THE MOST AWARDED COMPANY

KONE HAS RECEIVED MORE AWARDS IN MORE CATEGORIES  
THAN ANY OTHER ELEVATOR/ESCALATOR COMPANY.

Named by *Forbes* as  
one of the most innovative  
companies in the world  
2010-2016, 2018

Red Dot Award: Product Design  
2012, 2014, 2015

Innovation Award for KONE  
UltraRope from *Council on Tall  
Buildings and Urban Habitat*  
2013

2013 GOOD DESIGN Awards:  
Design Offering, Functional  
Elevator Signalization,  
Car Design  
2013

Ranked in *Newsweek's* list of  
world's greenest companies  
2014

Received *iF* Product  
Design Awards  
2014, 2015

Consistently received  
*Elevator World's* "Project  
of the Year" award  
2005-2009, 2011-2019

Recognized by *Carbon  
Disclosure Project* as a top  
climate change performer,  
with an A- score  
2017, 2018

Ranked among the world's  
most sustainable companies  
by *Corporate Knight*  
2017, 2018

Named by *Forbes* as  
one of the best employers  
in the world  
2017, 2018

Received Certificate  
of Conformance  
from *BACnet*  
2018

KONE provides innovative and eco-efficient  
solutions for elevators, escalators and the  
systems that integrate them with today's  
intelligent buildings.

We support our customers every step of  
the way: from design, manufacturing and  
installation to maintenance and modernization.  
KONE is a global leader in helping our customers  
manage the smooth flow of people and goods  
throughout their buildings.

Our commitment to customers is present in  
all KONE solutions. This makes us a reliable  
partner throughout the life cycle of the  
building. We challenge the conventional  
wisdom of the industry. We are fast, flexible,  
and we have a well-deserved reputation as  
a technology leader, with such innovations  
as KONE MonoSpace®, KONE EcoMod®,  
and KONE UltraRope®.

KONE employs over 55,000 dedicated  
professionals to serve you globally and locally.

KONE

[kone.us](http://kone.us)