



REQUEST FOR CONTRACT UPDATE# __

Pursuant to the terms of your awarded contract, all Contractors must notify and receive approval from Region 14 Education Service Center ("Region 14 ESC") when there is an update to the contract. No request will be officially approved without the prior written authorization from Region 14 ESC. Region 14 ESC reserves the right to accept or reject any request.

Landscape Forms Inc (Contractor Name) hereby provides notice of the following update to Region 14 ESC contract number #07-100 for Outdoor Furniture (Contract Title) on this date 6-25-24

Instructions:

Vendors must check all that may apply and provide supporting documentation. Be sure to sign the signature page with all required signatures, prior to submitting your update for approval.

This form is not intended for use if there is a change in operations, which may adversely affect members, i.e. assignment, bankruptcy, change of ownership, merger, etc.

Authorized Affiliates/Dealers/Distributors/Resellers

Additions

Deletions

Products/Services (check all that apply)

Additions

Deletions

Modifications

Pricing Update

Other Vendor may include other notes regarding the contract update here: (attach another page if necessary).

Landscape Forms is requesting a modification to add its Theory Collection to OMNI/NCPA Contract 07-100. Theory products appear on pages 80-81 of the enclosed OMNIA/NCPA price list PDF and are offered at the currently awarded discounts of 12.1%. All other terms and conditions remain unchanged.

Landscape Forms is also requesting an update to its OMNIA/NCPA Authorized Dealer List. See the 2 highlighted Dealers (in yellow) on the attached Landscape Forms Master OMNIA/NCPA Dealer List 6-24-24

Landscape Forms Inc.

Vendor Name

Jamie Northrop

Submitted By



6-24-24

Signature

Date

FOR USE BY Region 14 ESC ONLY:

Emily Jeffrey, Chief Financial Officer

DocuSigned by:



6/28/2024 | 5:45 AM PDT

Signature

Date

Landscape Forms OMNIA/NCPA Contract Price List - February 1, 2024



OVERVIEW

Landscape Forms is the industry leader in integrated solutions of high-design outdoor site furniture and advanced LED lighting. For almost 50 years we have produced site furnishings that help designers and other clients achieve beautiful, functional environments that enhance the experience of outdoor space.

Landscape Forms solutions include a wide range of elements from seating, shelters and signage, to bike racks and bollards, litters and LED lights. Our solutions are evidence - and experience - based. We pursue ongoing dialog with the movers and shakers in design and sponsor intelligence-gathering events, including Roundtables on targeted issues, Xtreme Landscape Architecture (XTLA) charrettes for future leaders of the profession and students, and seminars such as Lighting Leadership Exchanges (LLXC) at leading universities. We apply our findings to designing and manufacturing products that address the needs of our customers and emerging issues in the landscape; and we work with designers who are experts in their fields and bring unique aesthetic viewpoints.

We are a North American-based company that since our founding in 1969 has earned a reputation for exceptional products and service. Our headquarters and primary manufacturing facility are located in Kalamazoo, Michigan with two satellite facilities nearby. We have sales representatives throughout North America, the United Kingdom, Australia, the United Arab Emirates and Asia and have formed global marketing partnerships with select companies that share our commitment to design. We have an installed base of products in the U.S. and around the world.

Our secret is simple. Design, Culture and Craft drive everything we do.

CONTRACT INFO

Awarded Vendor:

Landscape Forms

Contract Awarded:

Furniture, Supplemental

Contract Number:

07-100

Lead Agency:

Region 14 ESC

Contract Term:

4 year term, September 1, 2022 to September 30, 2025

**Option to renew for five (5) additional one (1) year periods.*

DUE DILIGENCE

Request for Proposal:

RFP for Furniture, Supplemental

Awarded Vendor Response:

Landscape Forms' Response to RFP

Evaluation:

Bid Tab & Request for RFP List

Award Letter:

Region 14 Award Letter

Renewal Letter:

4th Year Renewal Letter

Advertisements:

USA Today Ad 1

USA Today Ad 2

NCPA Website Ad

CONTACT INFO

Nichole Thompson

Contract Coordinator

Email: nicolet@landscapeforms.com

Phone: 800-441-1945 x1387

Fax: 269-337-1387

2024 Net Price Book

All prices are net, FOB destination, with shipping and handling added to the invoice. Prices do not include shipping and handling, sales tax, GST, duties, or brokerage fees. Each product may have additional information that could affect pricing. Please see online lighting product data sheets for order codes and additional information. For Canadian shipments GST will be added to the invoice. Prices subject to change without notice. For definitive pricing, please contact Customer Service for a formal quote.

All updated pricing was made effective Feb 1 2024 w commercial customers**Landscape Forms NCPA Discounting Terms:**

Landscape Forms NCPA Discounts for All Standard Site Furnishings - 12.1%

Landscape Forms NCPA Discount for all Escofet Products - 5% as noted within this Price List

Landscape Forms NCPA Custom/Non-Standard Products - Pricing Policy:

Landscape Forms makes available custom and non-standard products to all NCPA Members under this contract. By the nature of their being developed as custom/special item products with the customer, these products are not shown in a standard commercial price list.

Product costs for all material and labor are prepared based on Landscape Forms Studio 431 commercial practices in association with customer approved drawings and specifications. A final NCPA quotation is prepared and product pricing is then discounted by 12.1% as awarded under this contract.

Orders for Custom/Non-Standard products may be subject to longer lead times than standard products, and are accepted under the purchase order terms as quoted with each customer project and that may vary.

Landscape Forms NCPA Inside Delivery Services Fee:

Inside Delivery Services are available at a fee of 12% of NCPA Net Product price value. Prevailing Wage rate services may be negotiated on a "not to exceed" 20% of net order value basis. Customers may request and negotiate reduced rates based on the scope of work and what they deem to be fair and reasonable. These services may be provided thru local dealers who will be working on behalf of Landscape Forms contract. Purchase Orders may be placed as "Landscape Forms C/O (Local Dealer)" and must reference the NCPA Contract #. Inside Delivery Services shall be quoted and line itemed separately on all Purchase Orders. Landscape Forms retains responsibility for invoicing all NCPA Customers/Members

Landscape Forms NCPA Freight and Delivery Terms

All products are shipped FOB Destination. Delivery/Freight Charges are determined based on Landscape Forms Freight Zone/Region charges and are FOB Origin - Prepaid and Invoiced to the customer

2024 NET PRICING

All prices are net, FOB destination, with shipping and handling added to the invoice. Prices do not include shipping and handling, sales tax, GST, duties, or brokerage fees. Each product may have additional information that could affect pricing. Please see online lighting product data sheets for order codes and additional information. For Canadian shipments GST will be added to the invoice. Prices subject to change without notice. For definitive pricing, please contact Customer Service for a formal quote.

21 Chair

To order: Select 21 chair, with or without arms, and powdercoat color. Chair is freestanding and stacks four high. Chair ships fully assembled.

21 Chair

	Size (d x w x h)	Ship Weight	Price (USD)
w/o Arms	25.3" x 24.8" x 32.8"	63 lbs.	\$520
w/Arms	25.3" x 28.3" x 32.8"	65 lbs.	\$540



chair | armless



chair | arms

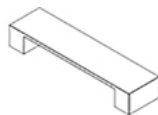
Abril Bench

OMNIA/NCPA DISCOUNT 5% OFF NET

To order, specify collection, model description, and standard color. Benches are freestanding. Abril has an acid-etched/waterproofed finish. Visit landscapeforms.com for standard color options. See installation guide for important information.

Abril Bench

	Size (d x h x l)	Ship Weight	Price (USD)
Bench	30.0" x 18.0" x 117.0"	2525 lbs.	\$2020



bench

Agave Series Planter

NOT OFFERED ON CONTRACT

To order: Select Kornegay Planter. After that, select Agave Planter, then Planter Model, Concrete Color, Sealant Option and Finish/Sandblasting Option. 2-3/8" Drain Hole is standard. Prices are shown for Natural Gray color. 15% upcharge for Standard Colors. 25% upcharge for Non-Standard Colors. 8% upcharge for Sealer. \$265 upcharge for Sandblasting.

Agave Planter

	Size (d x h)	Ship Weight	Price (USD)
AS-13.5	24.0" x 13.5"	250 lbs.	\$780
AS-18	36.0" x 18.0"	630 lbs.	\$1050
AS-22.5	48.0" x 22.5"	1460 lbs.	\$1870

Air Collection

OMNIA/NCPA DISCOUNT 5% OFF NET

Extasi Air

	Size (d x h x l)	Ship Weight	Price (USD)
Bench	65.0" x 65.0" x 18.0"		\$1380
LED Light Kit			\$380

Fortunato Air

	Size (d x h x l)	Ship Weight	Price (USD)
30" Backless Bench	27.0" x 30.0" x 19.0"		\$660
30" Backless LED Light Kit			\$180
30" Backed Bench	30.0" x 45.5" x 30.5"		\$1370
30" Backed LED Light Kit			\$340
95" Backless Bench	42.0" x 95.0" x 19.0"		\$1680
95" Backless LED Light Kit			\$490
95" Left Backrest	42.0" x 95.0" x 30.5"		\$2390
95" Left Backrest LED Light Kit			\$640
95" Right Backrest	42.0" x 95.0" x 30.5"		\$2390
95" Right Backrest LED Light Kit			\$640
95" Left + Right Backrest	42.0" x 95.0" x 30.5"		\$3090
95" Left + Right Backrest LED Light Kit			\$800

Starfish Air

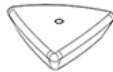
	Size (d x h x l)	Ship Weight	Price (USD)
Bench	73.5" x 67.0" x 19.0"		\$2750
LED Light Kit			\$580

Stul Air

	Size (d x h x l)	Ship Weight	Price (USD)
Stool	24.0" x 20.5" x 19.0"		\$490

Twig Air

	Size (d x h x l)	Ship Weight	Price (USD)
Backless Bench	76.0" x 93.0" x 18.0"		\$2550
Backless Bench LED Light Kit			\$380
Backed Bench	76.0" x 76.0" x 31.0"		\$3230
Backed Bench LED Light Kit			\$380



extasi air



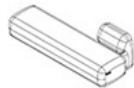
30" backless fortunato air



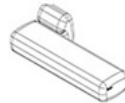
30" backed fortunato air



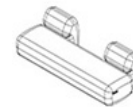
95" backless fortunato air



95" left backrest fortunato air



95" right backrest fortunato air



95" left & right backrest fortunato air



starfish air



stul air



twig air backless



twig air backed

Americana Lounge Chair NOT OFFERED ON CONTRACT

Specify Americana, freestanding or surface mount, powdercoat and HDPE colors, and select optional accessories (tablet arm - left or right, and bag hanger). Americana ships fully assembled.

Americana Lounge Chair

	Size (d x w x h)	Ship Weight	Price (USD)
Lounge Chair	37.5" x 33.5" x 39.3"	155 lbs.	\$1770
Lounge Chair with Tablet Arm	37.5" x 37.0" x 39.3"	157 lbs.	\$1940

Americana Lounge Chair Accessories

	Size (d x w x h)	Ship Weight	Price (USD)
Bag Hanger	37.5" x 33.5" x 39.3"	155 lbs.	\$40
Surface Mounting			\$110



lounge chair



lounge chair | tablet arm left



lounge chair | tablet arm right

Annapolis Bollards MODELS WITH LIGHTING ARE EXCLUDED FROM CONTRACT

Annapolis 6" Bollard

	Size (d x h)	Ship Weight	Price (USD)
Embedded Bollard	6.0" x 33.0"	91 lbs.	\$850
Removable Bollard	6.0" x 33.0"	146 lbs.	\$1660
Surface Mount Bollard	6.0" x 33.0"	68 lbs.	\$1110

Annapolis 12" Bollard

	Size (d x h)	Ship Weight	Price (USD)
Embedded Bollard	12.0" x 33.0"	242 lbs.	\$1520

Annapolis Options

	Size (d)	Ship Weight	Price (USD)
6" Polyethylene Sleeve	6.0"	5 lbs.	\$110
12" Polyethylene Sleeve	12.0"	8 lbs.	\$150



6" lighted bollard top



6" removable bollard



12" embedded bollard



keyed lock



sleeve



6" embedded bollard

Annapolis Smart Bollards NOT OFFERED ON CONTRACT

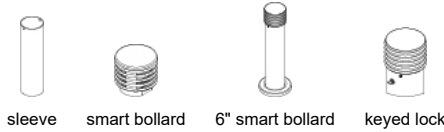
To order: Specify Annapolis Smart Bollard, mounting style, and powdercoat color. Some assembly required. Retrofit top included batteries.

Annapolis 6" Smart Bollard

	Size (d x h)	Ship Weight	Price (USD)
Embedded Bollard w/Solar Light Panels	6.0" x 33.0"	95 lbs.	\$1680
Surface Mount Bollard w/Solar Light Panels	6.0" x 33.0"	72 lbs.	\$1960
Removable Bollard w/Solar Light Panels	6.0" x 33.0"	105 lbs.	\$2530
Retrofit Top w/Solar Light Panels	6.0" x 33.0"	10 lbs.	\$840

Annapolis Options

	Size (d x h)	Ship Weight	Price (USD)
Solar Unit Replacement Battery	6.0" x 33.0"	3 lbs.	\$90



Arcata® Bench

To order: Specify collection name, backless or backed. If backed, specify with or without arms, seat material, powdercoat color, embedded or surface mount support. For wood, specify wood type. For PolySite, specify color. Bench ships fully assembled. Check Materials/Colors link on website for species.

Arcata Backless Bench

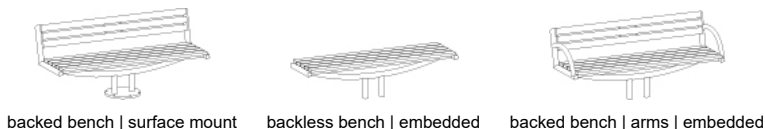
	Size (d x h x l)	Ship Weight	Price (USD)
Polysite	17.0" x 18.0" x 74.0"	220 lbs.	\$2030
Basic Exterior Woods, no Finish	17.0" x 18.0" x 74.0"	225 lbs.	\$2250
Premium Exterior Woods, no Finish	17.0" x 18.0" x 74.0"	210 lbs.	\$2740
Basic Interior Woods, LF-80 Finish	17.0" x 18.0" x 74.0"	190 lbs.	\$2480
Premium Interior Woods, LF-80 Finish	17.0" x 18.0" x 74.0"	210 lbs.	\$3170
Aluminum	17.0" x 18.0" x 74.0"	235 lbs.	\$2850

Arcata Backed Bench

	Size (d x h x l)	Ship Weight	Price (USD)
Polysite	24.0" x 32.0" x 74.0"	285 lbs.	\$2990
Basic Exterior Woods, no Finish	24.0" x 32.0" x 74.0"	330 lbs.	\$2970
Premium Exterior Woods, no Finish	24.0" x 32.0" x 74.0"	270 lbs.	\$3990
Basic Interior Woods, LF-80 Finish	24.0" x 32.0" x 74.0"	240 lbs.	\$3550
Premium Interior Woods, LF-80 Finish	24.0" x 32.0" x 74.0"	270 lbs.	\$4430
Aluminum	24.0" x 32.0" x 74.0"	310 lbs.	\$3470

Arcata Backed Bench w/Arms

	Size (d x h x l)	Ship Weight	Price (USD)
Polysite	24.0" x 32.0" x 75.0"	305 lbs.	\$3280
Basic Exterior Woods, no Finish	24.0" x 32.0" x 75.0"	350 lbs.	\$3250
Premium Exterior Woods, no Finish	24.0" x 32.0" x 75.0"	290 lbs.	\$4250
Basic Interior Woods, LF-80 Finish	24.0" x 32.0" x 75.0"	260 lbs.	\$3810
Premium Interior Woods, LF-80 Finish	24.0" x 32.0" x 75.0"	290 lbs.	\$4690
Aluminum	24.0" x 32.0" x 75.0"	330 lbs.	\$3740



To order: Select Kornegay Planter. After that, select Aspect Planter, then Planter Model, Concrete Color, Sealant Option and Finish/Sandblasting Option. 2-3/8" Drain Hole is standard. Prices are shown for Natural Gray color. 15% upcharge for Standard Colors. 25% upcharge for Non-Standard Colors. 8% upcharge for Sealer. \$265 upcharge for Sandblasting.

Aspect Planter

	Size (d x h)	Ship Weight	Price (USD)
ASP-12	36.0" x 12.0"	650 lbs.	\$920
ASP-20	20.0" x 30.0"	530 lbs.	\$750
ASP-21	36.0" x 21.0"	940 lbs.	\$1130
ASP-24	80.0" x 24.0"	1935 lbs.	\$2250
ASP-30	36.0" x 30.0"	1240 lbs.	\$1500
ASP-48	48.0" x 15.0"	615 lbs.	\$870
ASP-60	60.0" x 15.0"	800 lbs.	\$1120
ASP-TT	60.0" x 30.0"	1573 lbs.	\$1550

Austin™ Bench

To order: Specify collection name, model description, seat material, and powdercoat color. For wood, specify wood type. Specify with or without center or end arms. Optional arm choices include end arms only or end arms with center arm. Powdercoated cast iron supports, by their nature, have a coarse surface, creating individualized character. Bench ships fully assembled. Check Materials/Colors link on website for species. Note: Austin bench with cantilever supports is not available with domestically sourced thermally modified ash (DSTMA).

Austin Freestanding/Surface Mount Backless

	Size (d x h x l)	Ship Weight	Price (USD)
Basic Exterior Woods, no Finish	22.0" x 18.0" x 72.0"	185 lbs.	\$1910
Premium Exterior Woods, no Finish	22.0" x 18.0" x 72.0"	185 lbs.	\$2160
Basic Interior Woods, w/LF-80 Finish	22.0" x 18.0" x 72.0"	135 lbs.	\$1940
Premium Interior Woods, w/LF-80 Finish	22.0" x 18.0" x 72.0"	185 lbs.	\$2590
Aluminum	22.0" x 18.0" x 72.0"	220 lbs.	\$2270

Austin Freestanding/Surface Mount Backed

	Size (d x h x l)	Ship Weight	Price (USD)
Basic Exterior Woods no Finish	24.0" x 33.0" x 72.0"	250 lbs.	\$2720
Premium Exterior Woods no Finish	24.0" x 33.0" x 72.0"	250 lbs.	\$3090
Basic Interior Woods w/LF-80 Finish	24.0" x 33.0" x 72.0"	200 lbs.	\$2820
Premium Interior Woods w/LF-80 Finish	24.0" x 33.0" x 72.0"	250 lbs.	\$3520
Aluminum	24.0" x 33.0" x 72.0"	290 lbs.	\$3220

Austin Cantilever Backless

	Size (d x h x l)	Ship Weight	Price (USD)
Premium Exterior Woods no Finish	22.0" x 18.0" x 72.0"	170 lbs.	\$2510
Basic Interior Woods w/LF-80 Finish	22.0" x 18.0" x 72.0"	120 lbs.	\$2280
Premium Interior Woods w/LF-80 Finish	22.0" x 18.0" x 72.0"	170 lbs.	\$2940
Aluminum	22.0" x 18.0" x 72.0"	210 lbs.	\$2630

Austin Cantilever Backed

	Size (d x h x l)	Ship Weight	Price (USD)
Premium Exterior Woods no Finish	24.0" x 33.0" x 72.0"	195 lbs.	\$3420
Basic Interior Woods w/LF-80 Finish	24.0" x 33.0" x 72.0"	145 lbs.	\$3090
Premium Interior Woods w/LF-80 Finish	24.0" x 33.0" x 72.0"	195 lbs.	\$3820
Aluminum	24.0" x 33.0" x 72.0"	240 lbs.	\$3570

Austin Options

	Ship Weight	Price (USD)
Center/End arm	5 lbs.	\$160



backless bench | arms | cantilever



backless bench | no arms | cantilever



backless bench | no arms | freestanding



backed bench | arms | one intermediate arm | freestanding



backed bench | no arms | cantilever



backed bench | no arms | freestanding

Austin™ Litter Receptacles

To order: Specify collection name, model description and powdercoat color. Black polyethylene liner included with each unit. Specify with or without door locks. Shipped with freestanding glides that remain in place for surface mounting. Litter ships fully assembled.

Austin Top Opening Litter

	Size (d x h x c)	Ship Weight	Price (USD)
Top Opening Litter	24.0" x 35.0" x 34.0 Gal.	224 lbs.	\$1830
Top Opening Litter w/Lock	24.0" x 35.0" x 34.0 Gal.	224 lbs.	\$1920

Austin Side Opening Litter

	Size (d x h x c)	Ship Weight	Price (USD)
Side Opening	24.0" x 42.0" x 34.0 Gal.	237 lbs.	\$1950
Side Opening w/Lock	24.0" x 42.0" x 34.0 Gal.	237 lbs.	\$2080



top opening

Backdrop

Posts

	Size (h x w x d)	Ship Weight	Price (USD)
Standard Upright, Bar Height, Single Connection	45.3" x 2.0" x 6.0"	12 lbs.	\$985
Standard Upright, Bar Height, Dual Connection	45.3" x 2.0" x 6.0"	12 lbs.	\$985
Standard Upright, Wall Height, Single Connection	76.0" x 2.0" x 6.0"	18 lbs.	\$1005
Standard Upright, Wall Height, Dual Connection	76.0" x 2.0" x 6.0"	18 lbs.	\$1005
Standard Upright, Wall Height, Stepped Connection	76.0" x 2.0" x 6.0"	18 lbs.	\$1005
Power Garage Upright, Bar Height, Left Connection	45.3" x 6.0" x 6.0"	18 lbs.	\$1485
Power Garage Upright, Bar Height, Right Connection	45.3" x 6.0" x 6.0"	18 lbs.	\$1485
Power Garage Upright, Bar Height, Dual Connection	45.3" x 6.0" x 6.0"	18 lbs.	\$1750
Power Garage Upright, Wall Height, Left Connection	76.0" x 6.0" x 6.0"	27 lbs.	\$1780
Power Garage Upright, Wall Height, Right Connection	76.0" x 6.0" x 6.0"	27 lbs.	\$1780
Power Garage Upright, Wall Height, Dual Connection	76.0" x 6.0" x 6.0"	27 lbs.	\$1985
Power Garage Upright, Wall Height, Stepped Left Connection	76.0" x 6.0" x 6.0"	27 lbs.	\$1875

Power Garage Upright, Wall Height, Stepped Right Connection	76.0" x 6.0" x 6.0"	27 lbs.	\$1875
---	---------------------	---------	--------

Panels

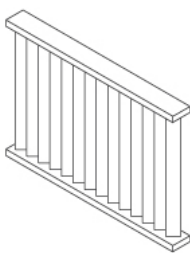
	Size (h x w x d)	Ship Weight	Price (USD)
Panel, Perforated Metal, Bar Height	41.3" x 58.5" x 6.0"	89 lbs.	\$1595
Panel, Perforated Metal, Wall Height	72.0" x 58.5" x 6.0"	126 lbs.	\$1775
Panel, Horizontal Slat, Bar Height	41.3" x 58.5" x 6.0"	61 lbs.	\$1650
Panel, Horizontal Slat, Wall Height	72.0" x 58.5" x 6.0"	87 lbs.	\$1875
Panel, Vertical Slat, Left, Bar Height	41.3" x 58.5" x 6.0"	82 lbs.	\$1600
Panel, Vertical Slat, Left, Wall Height	72.0" x 58.5" x 6.0"	115 lbs.	\$2350
Panel, L-Shaped Left, Bar Height	45.3" x 68.8" x 6.0"	156 lbs.	\$3895
Panel, L-Shaped Right, Bar Height	45.3" x 68.8" x 6.0"	156 lbs.	\$3895
Panel, L-Shaped, Left, Wall Height	76.0" x 68.8" x 6.0"	214 lbs.	\$4865
Panel, L-Shaped, Right, Wall Height	76.0" x 68.8" x 6.0"	214 lbs.	\$4865
Panel, Glass Standalone, Bar Height	41.3" x 58.5" x 6.0"	102 lbs.	\$2045
Panel, Glass Standalone, Wall Height	72.0" x 58.5" x 6.0"	164 lbs.	\$2415
Panel, Green Screen, Bar Height	41.3" x 58.5" x 6.0"	53 lbs.	\$2895
Panel, Green Screen, Wall Height	72.0" x 58.5" x 6.0"	65 lbs.	\$6125
Panel, Glass Small	29.5" x 58.5" x 6.0"	59 lbs.	\$1110
Panel, Glass Large	37.3" x 58.5" x 6.0"	75 lbs.	\$1475

Accessories

	Size (w x d)	Ship Weight	Price (USD)
In-line Bar Table, Wood Top	58.3" x 11.5"	30 lbs.	\$720
In-line Bar Table - Metal Top	58.3" x 11.5"	19 lbs.	\$720
Peninsula Table - Dining Height, Wood Top Surface	28.5" x 34.8" x 72.3"	117 lbs.	\$2760
Peninsula Table - Dining Height, Metal Top Surface	28.5" x 34.8" x 72.3"	113 lbs.	\$2280
Peninsula Table, Standing Height, Wood Top Surface	41.8" x 34.8" x 72.3"	124 lbs.	\$2760
Peninsula Table - Standing Height, Metal Top Surface	41.3" x 34.8" x 72.3"	118 lbs.	\$2280
Coat Rack, Horizontal Slat Mount	3.8" x 28.0" x 7.0"	5 lbs.	\$258
Bench, Inline	18.8" x 58.3" x 15.3"	56 lbs.	\$1630
Bike Rack, Slat Mount	57.8" x 4.5" x 7.3"	13 lbs.	\$360
Shelf, Horizontal Slat Mount	15.0" x 28.0" x 11.0"	13 lbs.	\$780

Connectors

	Size (h x w)	Ship Weight	Price (USD)
Connector, 90 Degree	2.0" x 10.0"	3 lbs.	\$98
Connector, 120 Degree	2.0" x 11.3"	3 lbs.	\$98
Connector, T	2.0" x 14.0"	5 lbs.	\$98
Connector, X	2.0" x 13.0"	4 lbs.	\$98
Connector, Y	2.0" x 14.0"	6 lbs.	\$98



2022_Backdrop_Line Art_Verical Panel_1

Bancal Bench

Bancal Bench design is protected by Spanish Industrial Design number 151,245. To order: Specify collection and full product description as listed below. Bench must be embedded, and available in ipe. Select powdercoat color for end frames. Specify with or without arms. Some assembly required. Benches shown are base lengths, additional units may be specified to lengthen run. Check [Materials/Colors](#) link on website for species.

Bancal Bench w/o Arms - Basic

	Size (d x h x l)	Ship Weight	Price (USD)
Backless 88"	20.0" x 18.0" x 88.0"	258 lbs.	\$2110
Backless 168"	20.0" x 18.0" x 168.0"	399 lbs.	\$3550
Backless 248"	20.0" x 18.0" x 248.0"	568 lbs.	\$5180
Backed 88"	23.0" x 31.0" x 88.0"	328 lbs.	\$2940
Backed 168" w/Offset 88" Backrest	23.0" x 31.0" x 176.0"	469 lbs.	\$4340
Backed 168" w/Offset 168" Backrest	23.0" x 31.0" x 176.0"	520 lbs.	\$4960
Backed 248" w/Offset 88" Backrest	23.0" x 31.0" x 256.0"	644 lbs.	\$5960
Backed 248" w/Offset 168" Backrest	23.0" x 31.0" x 256.0"	695 lbs.	\$6590
Backed 248" w/248" Backrest	23.0" x 31.0" x 256.0"	747 lbs.	\$7120
Backed 248" w/Opposing Backs	26.0" x 31.0" x 256.0"	695 lbs.	\$6710

Bancal Bench w/Arms - Basic

	Size (d x h x l)	Ship Weight	Price (USD)
Backless 88"	20.0" x 18.0" x 88.0"	277 lbs.	\$2390
Backless 168"	20.0" x 18.0" x 168.0"	428 lbs.	\$3980
Backless 248"	20.0" x 19.0" x 248.0"	606 lbs.	\$5720
Backed 88"	23.0" x 31.0" x 96.0"	347 lbs.	\$3200
Backed 168" w/Offset 88" Backrest	23.0" x 31.0" x 176.0"	498 lbs.	\$4740
Backed 168" w/Offset 168" Backrest	23.0" x 31.0" x 176.0"	549 lbs.	\$5400
Backed 248" w/Offset 88" Backrest	23.0" x 31.0" x 256.0"	682 lbs.	\$6540
Backed 248" w/Offset 168" Backrest	23.0" x 31.0" x 256.0"	733 lbs.	\$7150
Backed 248" w/248" Backrest	23.0" x 31.0" x 256.0"	785 lbs.	\$7630
Backed 248" w/Opposing Backs	26.0" x 31.0" x 256.0"	733 lbs.	\$7280


Bancal Bench w/o Arms - Premium

	Size (d x h x l)	Ship Weight	Price (USD)
Backless 88"	20.0" x 18.0" x 88.0"	258 lbs.	\$2410
Backless 168"	20.0" x 18.0" x 168.0"	399 lbs.	\$3910
Backless 248"	20.0" x 18.0" x 248.0"	568 lbs.	\$5590
Backed 88"	23.0" x 31.0" x 88.0"	328 lbs.	\$3250
Backed 168" w/Offset 88" Backrest	23.0" x 31.0" x 176.0"	469 lbs.	\$4720
Backed 168" w/Offset 168" Backrest	23.0" x 31.0" x 176.0"	520 lbs.	\$5410
Backed 248" w/Offset 88" Backrest	23.0" x 31.0" x 256.0"	644 lbs.	\$6440
Backed 248" w/Offset 168" Backrest	23.0" x 31.0" x 256.0"	695 lbs.	\$7080

Backed 248" w/248" Backrest	23.0" x 31.0" x 256.0"	747 lbs.	\$7640
Backed 248" w/Opposing Backs	26.0" x 31.0" x 256.0"	695 lbs.	\$7240

Bancal Bench w/Arms - Premium

	Size (d x h x l)	Ship Weight	Price (USD)
Backless 88"	20.0" x 18.0" x 88.0"	277 lbs.	\$2690
Backless 168"	20.0" x 18.0" x 168.0"	428 lbs.	\$4360
Backless 248"	20.0" x 19.0" x 248.0"	606 lbs.	\$6180
Backed 88"	23.0" x 31.0" x 88.0"	347 lbs.	\$3560
Backed 168" w/Offset 88" Backrest	23.0" x 31.0" x 176.0"	498 lbs.	\$5150
Backed 168" w/Offset 168" Backrest	23.0" x 31.0" x 176.0"	549 lbs.	\$5810
Backed 248" w/Offset 88" Backrest	23.0" x 31.0" x 256.0"	682 lbs.	\$7030
Backed 248" w/Offset 168" Backrest	23.0" x 31.0" x 256.0"	733 lbs.	\$7670
Backed 248" w/248" Backrest	23.0" x 31.0" x 256.0"	785 lbs.	\$8180
Backed 248" w/Opposing Backs	26.0" x 31.0" x 256.0"	733 lbs.	\$7820



Bancal Table

To Specify: Specify Bancal Table, wood type and powdercoat color. Table does not ship fully assembled. Table is available embedded only.

Bancal Table

	Size (d x h x w)	Ship Weight	Price (USD)
Basic Exterior Woods, no Finish, Table	30.0" x 29.5" x 88.5"	0 lbs.	\$2100
Premium Exterior Woods, no Finish, Table	30.0" x 29.5" x 88.5"	0 lbs.	\$3030



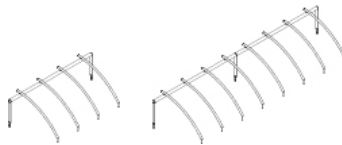
table

Bicilinea Bike Rack

To order: Specify model description. 10 ft. Bicilinea can accommodate eight bikes; 20 ft. holds up to 16 bikes. Some assembly required. Bicilinea meets APBP guidelines.

Bicilinea Bike Rack

	Size (d x h x l)	Ship Weight	Price (USD)
Bike Rack, 10ft.	60.0" x 32.0" x 119.0"	155 lbs.	\$5300
Bike Rack, 20 ft.	60.0" x 32.0" x 238.0"	290 lbs.	\$9400



bike rack | 10 ft

bike rack | 20 ft

Binocular OMNIA/NCPA DISCOUNT 5% OFF NET

To order, specify Binocular, select surface mount or embedded, and standard Escofet color. Check materials link on product page for Escofet's standard color offerings. See installation guide for important information.

Binocular Bench w/Shelter

	Size (d x h x l)	Ship Weight	Price (USD)
Surface Mount Bench	50.0" x 89.0" x 103.0"	4905 lbs.	\$6070



binocular

Bola® Bike Rack

To order: Specify model description, powdercoat color, or electro polished stainless steel. Ships fully assembled. Bola can secure two bicycles parked parallel to rack. Bola meets guidelines established by the APBP.

Bola Bike Rack

	Size (d x w x h)	Ship Weight	Price (USD)
Stainless Steel	1.5" x 27.5" x 32.0"	21 lbs.	\$480
Powdercoat Steel	1.5" x 27.5" x 32.0"	21 lbs.	\$380



bike rack

Bravo Bistro Chair

Chairs (set of 2)

	Size (d x w x h)	Ship Weight	Price (USD)
Set of 2	17.3" x 16.0" x 32.5"	36 lbs.	\$230

Bravo Bistro Table

Table

	Size (d x h)	Ship Weight	Price (USD)
Table	23.5" x 28.0"	17 lbs.	\$310

Carousel™ Tables

Pricing determined by table top style or finish, seat panel style, and number of seats. Selections are as shown below. Please specify with or without umbrella hole and freestanding or surface mount. For Catena, specify powdercoated steel or random finish stainless steel. Specify powdercoat or solid surface color if applicable. All table tops are 42" diameter. For all styles, if surface mount is specified, table must actually be surface mounted on site for stability. Some assembly required. Please note, height dimensions below refer to the highest point of the product.

Carousel 30" Catena Powdercoat Table (Casual Height)

	Size (d x h)	Ship Weight	Price (USD)
Backless, Grid, 3 seats	90.0" x 22.0"	195 lbs.	\$2600
Backless, Grid, 4 seats	94.0" x 22.0"	225 lbs.	\$2600
Backless, Perforated, 3 seats	90.0" x 22.0"	195 lbs.	\$2740
Backless, Perforated, 4 seats	94.0" x 22.0"	225 lbs.	\$2740
Backed, Grid, 3 seats	94.0" x 33.0"	210 lbs.	\$2790
Backed, Grid, 4 seats	94.0" x 33.0"	245 lbs.	\$2790
Backed, Perforated, 3 seats	94.0" x 33.0"	210 lbs.	\$2930
Backed, Perforated, 4 seats	94.0" x 33.0"	245 lbs.	\$2930
Hoop, Grid, 3 seats	98.0" x 33.0"	215 lbs.	\$3310
Hoop, Grid, 4 seats	98.0" x 33.0"	250 lbs.	\$3310

Carousel 30" Catena Powdercoat Table (Standing Height)

	Size (d x h)	Ship Weight	Price (USD)
Backless, Grid, 4 seats	72.0" x 23.5"	250 lbs.	\$2880
Backless, Perforated, 4 seats	72.0" x 27.5"	250 lbs.	\$2980
Backed, Grid, 4 seats	76.0" x 44.0"	270 lbs.	\$3050
Backed, Perforated, 4 seats	76.0" x 44.0"	270 lbs.	\$3180
Hoop, Grid, 4 seats	80.0" x 44.0"	275 lbs.	\$3540

Carousel 42" Catena Powdercoat Table (Dining Height)

	Size (d x h)	Ship Weight	Price (USD)
Backless Grid, 3 Seats	81.0" x 29.0"	240 lbs.	\$2360
Backless Grid, 4 Seats	81.0" x 29.0"	250 lbs.	\$2360
Backless Grid, 5 Seats	81.0" x 29.0"	305 lbs.	\$3160
Backless Grid, 6 Seats	81.0" x 29.0"	325 lbs.	\$3160
Backless Perforated, 3 Seats	81.0" x 29.0"	240 lbs.	\$2470
Backless Perforated, 4 Seats	81.0" x 29.0"	250 lbs.	\$2470
Backless Perforated, 5 Seats	81.0" x 29.0"	305 lbs.	\$3330
Backless Perforated, 6 Seats	81.0" x 29.0"	325 lbs.	\$3330
Backed Grid, 3 Seats	85.0" x 33.0"	255 lbs.	\$2520
Backed Grid, 4 Seats	85.0" x 33.0"	270 lbs.	\$2520
Backed Grid, 5 Seats	85.0" x 33.0"	330 lbs.	\$3350
Backed Grid, 6 Seats	85.0" x 33.0"	355 lbs.	\$3350
Backed Perforated, 3 Seats	85.0" x 33.0"	255 lbs.	\$2690

Backed Perforated, 4 Seats	85.0" x 33.0"	270 lbs.	\$2690
Backed Perforated, 5 Seats	85.0" x 33.0"	330 lbs.	\$3600
Backed Perforated, 6 Seats	85.0" x 33.0"	355 lbs.	\$3600
Hoop, Grid, 3 seats	90.0" x 33.0"	260 lbs.	\$3050
Hoop, Grid, 4 seats	90.0" x 33.0"	275 lbs.	\$3050

Carousel 30" Catena Stainless Steel Table (Casual Height)

	Size (d x h)	Ship Weight	Price (USD)
Backless, Grid, 3 seats	90.0" x 22.0"	195 lbs.	\$2770
Backless, Grid, 4 seats	94.0" x 22.0"	225 lbs.	\$2770
Backless, Perforated, 3 seats	90.0" x 22.0"	195 lbs.	\$2870
Backless, Perforated, 4 seats	94.0" x 22.0"	225 lbs.	\$2870
Backed, Grid, 3 seats	94.0" x 33.0"	210 lbs.	\$2910
Backed, Grid, 4 seats	94.0" x 33.0"	245 lbs.	\$2910
Backed, Perforated, 3 seats	94.0" x 33.0"	210 lbs.	\$3070
Backed, Perforated, 4 seats	94.0" x 33.0"	245 lbs.	\$3070
Hoop, Grid, 3 seats	98.0" x 33.0"	215 lbs.	\$3430
Hoop, Grid, 4 seats	98.0" x 33.0"	250 lbs.	\$3430

Carousel 30" Catena Stainless Steel Table (Standing Height)

	Size (d x h)	Ship Weight	Price (USD)
Backless, Grid, 4 seats	72.0" x 23.5"	250 lbs.	\$3000
Backless, Perforated, 4 seats	72.0" x 27.5"	250 lbs.	\$3120
Backed, Grid, 4 seats	76.0" x 44.0"	270 lbs.	\$3160
Backed, Perforated, 4 seats	76.0" x 44.0"	270 lbs.	\$3330
Hoop, Grid, 4 seats	80.0" x 44.0"	275 lbs.	\$3690

Carousel 42" Catena Stainless Steel Table (Dining Height)

	Size (d x h)	Ship Weight	Price (USD)
Backless, Grid, 3 Seats	81.0" x 29.0"	270 lbs.	\$2500
Backless, Grid, 4 Seats	81.0" x 29.0"	270 lbs.	\$2500
Backless, Grid, 5 Seats	81.0" x 29.0"	410 lbs.	\$3310
Backless, Grid, 6 Seats	81.0" x 29.0"	510 lbs.	\$3310
Backless, Perforated, 3 Seats	81.0" x 29.0"	270 lbs.	\$2590
Backless, Perforated, 4 Seats	81.0" x 29.0"	270 lbs.	\$2590
Backless, Perforated, 5 Seats	81.0" x 29.0"	410 lbs.	\$3450
Backless, Perforated, 6 Seats	81.0" x 29.0"	510 lbs.	\$3450
Backed, Grid, 3 Seats	85.0" x 33.0"	310 lbs.	\$2670
Backed, Grid, 4 Seats	85.0" x 33.0"	335 lbs.	\$2670
Backed, Grid, 5 Seats	85.0" x 33.0"	445 lbs.	\$3490
Backed, Grid, 6 Seats	85.0" x 33.0"	545 lbs.	\$3490
Backed, Perforated, 3 Seats	85.0" x 33.0"	310 lbs.	\$2820
Backed, Perforated, 4 Seats	85.0" x 33.0"	335 lbs.	\$2820
Backed, Perforated, 5 Seats	85.0" x 33.0"	445 lbs.	\$3720
Backed, Perforated, 6 Seats	85.0" x 33.0"	545 lbs.	\$3720
Hoop, Grid, 3 seat	90.0" x 33.0"	260 lbs.	\$3160
Hoop, Grid, 4 seat	90.0" x 33.0"	275 lbs.	\$3160

Carousel 42" Steelhead Metal Table (Dining Height)

	Size (d x h)	Ship Weight	Price (USD)
Backless, Grid, 3 Seats	81.0" x 29.0"	270 lbs.	\$2460
Backless, Grid, 4 Seats	81.0" x 29.0"	310 lbs.	\$2460
Backless, Grid, 5 Seats	81.0" x 29.0"	410 lbs.	\$3270
Backless, Grid, 6 Seats	81.0" x 29.0"	510 lbs.	\$3270
Backless, Perforated, 3 Seats	81.0" x 29.0"	270 lbs.	\$2560
Backless, Perforated, 4 Seats	81.0" x 29.0"	310 lbs.	\$2560
Backless, Perforated, 5 Seats	81.0" x 29.0"	410 lbs.	\$3400
Backless, Perforated, 6 Seats	81.0" x 29.0"	510 lbs.	\$3400
Backed, Grid, 3 Seats	85.0" x 33.0"	310 lbs.	\$2610

Backed, Grid, 4 Seats	85.0" x 33.0"	335 lbs.	\$2610
Backed, Grid, 5 Seats	85.0" x 33.0"	445 lbs.	\$3440
Backed, Grid, 6 Seats	85.0" x 33.0"	545 lbs.	\$3440
Backed, Perforated, 3 Seats	85.0" x 33.0"	310 lbs.	\$2780
Backed, Perforated, 4 Seats	85.0" x 33.0"	335 lbs.	\$2780
Backed, Perforated, 5 Seats	85.0" x 33.0"	445 lbs.	\$3690
Backed, Perforated, 6 Seats	85.0" x 33.0"	545 lbs.	\$3690
Hoop, Grid, 3 seat	90.0" x 33.0"	270 lbs.	\$3130
Hoop, Grid, 4 seat	90.0" x 33.0"	285 lbs.	\$3130

Carousel 42" Steelhead Perforated Metal Table (Dining Height)

	Size (d x h)	Ship Weight	Price (USD)
Backless, Grid, 3 Seats	81.0" x 29.0"	270 lbs.	\$2580
Backless, Grid, 4 Seats	81.0" x 29.0"	310 lbs.	\$2580
Backless, Grid, 5 Seats	81.0" x 29.0"	410 lbs.	\$3380
Backless, Grid, 6 Seats	81.0" x 29.0"	510 lbs.	\$3380
Backless, Perforated, 3 Seats	81.0" x 29.0"	270 lbs.	\$2700
Backless, Perforated, 4 Seats	81.0" x 29.0"	310 lbs.	\$2700
Backless, Perforated, 5 Seats	81.0" x 29.0"	410 lbs.	\$3550
Backless, Perforated, 6 Seats	81.0" x 29.0"	510 lbs.	\$3550
Backed, Grid, 3 Seats	85.0" x 33.0"	310 lbs.	\$2760
Backed, Grid, 4 Seats	85.0" x 33.0"	335 lbs.	\$2760
Backed, Grid, 5 Seats	85.0" x 33.0"	445 lbs.	\$3570
Backed, Grid, 6 Seats	85.0" x 33.0"	545 lbs.	\$3570
Backed, Perforated, 3 Seats	85.0" x 33.0"	310 lbs.	\$2900
Backed, Perforated, 4 Seats	85.0" x 33.0"	335 lbs.	\$2900
Backed, Perforated, 5 Seats	85.0" x 33.0"	445 lbs.	\$3810
Backed, Perforated, 6 Seats	85.0" x 33.0"	545 lbs.	\$3810
Hoop, Grid, 3 seat	90.0" x 33.0"	270 lbs.	\$3270
Hoop, Grid, 4 seat	90.0" x 33.0"	285 lbs.	\$3270

Carousel 30" Steelhead Wood Table (Casual Height)

	Size (d x h)	Ship Weight	Price (USD)
Backless, Grid, 3 seats	90.0" x 22.0"	210 lbs.	\$3140
Backless, Grid, 4 seats	94.0" x 22.0"	240 lbs.	\$3140
Backless, Perforated, 3 seats	90.0" x 22.0"	210 lbs.	\$3280
Backless, Perforated, 4 seats	94.0" x 22.0"	240 lbs.	\$3280
Backed, Grid, 3 seats	94.0" x 33.0"	225 lbs.	\$3320
Backed, Grid, 4 seats	94.0" x 33.0"	260 lbs.	\$3320
Backed, Perforated, 3 seats	94.0" x 33.0"	225 lbs.	\$3500
Backed, Perforated, 4 seats	94.0" x 33.0"	260 lbs.	\$3500
Hoop, Grid, 3 seats	98.0" x 33.0"	230 lbs.	\$3870
Hoop, Grid, 4 seats	98.0" x 33.0"	265 lbs.	\$3870

Carousel 30" Steelhead Wood Table (Standing Height)

	Size (d x h)	Ship Weight	Price (USD)
Backless, Grid, 4 seats	72.0" x 23.5"	265 lbs.	\$3430
Backless, Perforated, 4 seats	72.0" x 27.5"	265 lbs.	\$3430
Backed, Grid, 4 seats	76.0" x 44.0"	285 lbs.	\$3590
Backed, Perforated, 4 seats	76.0" x 44.0"	285 lbs.	\$3740
Hoop, Grid, 4 seats	80.0" x 44.0"	290 lbs.	\$4140

Carousel 42" Steelhead Wood Table (Dining Height)

	Size (d x h)	Ship Weight	Price (USD)
Backless, Grid, 3 seats	81.0" x 29.0"	260 lbs.	\$3340
Backless, Grid, 4 seats	81.0" x 29.0"	270 lbs.	\$3340
Backless, Grid, 5 seats	81.0" x 29.0"	325 lbs.	\$4190
Backless, Grid, 6 seats	81.0" x 29.0"	345 lbs.	\$4190
Backless, Perforated, 3 seats	81.0" x 29.0"	260 lbs.	\$3490

Backless, Perforated, 4 seats	81.0" x 29.0"	270 lbs.	\$3490
Backless, Perforated, 5 seats	81.0" x 29.0"	325 lbs.	\$4360
Backless, Perforated, 6 seats	81.0" x 29.0"	345 lbs.	\$4360
Backed, Grid, 3 seats	86.0" x 33.0"	275 lbs.	\$3530
Backed, Grid, 4 seats	86.0" x 33.0"	290 lbs.	\$3530
Backed, Grid, 5 seats	86.0" x 33.0"	350 lbs.	\$4390
Backed, Grid, 6 seats	86.0" x 33.0"	375 lbs.	\$4390
Backed, Perforated, 3 seats	86.0" x 33.0"	275 lbs.	\$3690
Backed, Perforated, 4 seats	86.0" x 33.0"	290 lbs.	\$3690
Backed, Perforated, 5 seats	86.0" x 33.0"	350 lbs.	\$4640
Backed, Perforated, 6 seats	86.0" x 33.0"	375 lbs.	\$4640
Hoop, Grid, 3 seats	90.0" x 33.0"	280 lbs.	\$4080
Hoop, Grid, 4 seats	90.0" x 33.0"	295 lbs.	\$4080

Carousel 30" Round Marneaux Solid Surface Table (Casual Height)

	Size (d x h)	Ship Weight	Price (USD)
Backless, Grid, 3 seats	90.0" x 22.0"	210 lbs.	\$3230
Backless, Grid, 4 seats	90.0" x 22.0"	240 lbs.	\$3230
Backless, Perforated, 3 seats	94.0" x 22.0"	210 lbs.	\$3340
Backless, Perforated, 4 seats	94.0" x 22.0"	240 lbs.	\$3340
Backed, Grid, 3 seats	94.0" x 33.0"	225 lbs.	\$3380
Backed, Grid, 4 seats	94.0" x 33.0"	260 lbs.	\$3380
Backed, Perforated, 3 seats	94.0" x 33.0"	225 lbs.	\$3530
Backed, Perforated, 4 seats	94.0" x 33.0"	260 lbs.	\$3530
Hoop, Grid, 3 seats	98.0" x 33.0"	230 lbs.	\$3910
Hoop, Grid, 4 seats	98.0" x 33.0"	265 lbs.	\$3910

Carousel 30" Round Marneaux Solid Surface Table (Standing Height)

	Size (d x h)	Ship Weight	Price (USD)
Backless, Grid, 4 seats	72.0" x 23.5"	265 lbs.	\$3480
Backless, Perforated, 4 seats	72.0" x 27.5"	265 lbs.	\$3570
Backed, Grid, 4 seats	76.0" x 44.0"	285 lbs.	\$3650
Backed, Perforated, 4 seats	76.0" x 44.0"	285 lbs.	\$3780
Hoop, Grid, 4 seats	80.0" x 44.0"	290 lbs.	\$4150

Carousel 30" Square Marneaux Solid Surface Table (Casual Height)

	Size (d x h)	Ship Weight	Price (USD)
Backless, Grid, 3 seats	90.0" x 22.0"	195 lbs.	\$3240
Backless, Grid, 4 seats	90.0" x 22.0"	225 lbs.	\$3240
Backless, Perforated, 3 seats	94.0" x 22.0"	195 lbs.	\$3350
Backless, Perforated, 4 seats	94.0" x 22.0"	225 lbs.	\$3350
Backed, Grid, 3 seats	94.0" x 33.0"	210 lbs.	\$3390
Backed, Grid, 4 seats	94.0" x 33.0"	245 lbs.	\$3390
Backed, Perforated, 3 seats	94.0" x 33.0"	210 lbs.	\$3540
Backed, Perforated, 4 seats	94.0" x 33.0"	245 lbs.	\$3540
Hoop, Grid, 3 seats	98.0" x 33.0"	215 lbs.	\$3920
Hoop, Grid, 4 seats	98.0" x 33.0"	250 lbs.	\$3920

Carousel 30" Square Marneaux Solid Surface Table (Standing Height)

	Size (d x h)	Ship Weight	Price (USD)
Backless, Grid, 4 seats	72.0" x 23.5"	250 lbs.	\$3490
Backless, Perforated, 4 seats	72.0" x 27.5"	250 lbs.	\$3600
Backed, Grid, 4 seats	76.0" x 44.0"	270 lbs.	\$3660
Backed, Perforated, 4 seats	76.0" x 44.0"	270 lbs.	\$3800
Hoop, Grid, 4 seats	80.0" x 44.0"	275 lbs.	\$4170

Carousel 42" Marneaux Solid Surface Table (Dining Height)

	Size (d x h)	Ship Weight	Price (USD)
Backless, Grid, 3 Seats	81.0" x 29.0"	300 lbs.	\$2950

Backless, Grid, 4 Seats	81.0" x 29.0"	340 lbs.	\$2950
Backless, Grid, 5 Seats	81.0" x 29.0"	440 lbs.	\$3760
Backless, Grid, 6 Seats	81.0" x 29.0"	540 lbs.	\$3760
Backless, Perforated, 3 Seats	81.0" x 29.0"	300 lbs.	\$3080
Backless, Perforated, 4 Seats	81.0" x 29.0"	340 lbs.	\$3080
Backless, Perforated, 5 Seats	81.0" x 29.0"	440 lbs.	\$3930
Backless, Perforated, 6 Seats	81.0" x 29.0"	540 lbs.	\$3930
Backed, Grid, 3 Seats	85.0" x 33.0"	340 lbs.	\$3130
Backed, Grid, 4 Seats	85.0" x 33.0"	365 lbs.	\$3130
Backed, Grid, 5 Seats	85.0" x 33.0"	475 lbs.	\$3950
Backed, Grid, 6 Seats	85.0" x 33.0"	575 lbs.	\$3950
Backed, Perforated, 3 Seats	85.0" x 33.0"	340 lbs.	\$3290
Backed, Perforated, 4 Seats	85.0" x 33.0"	365 lbs.	\$3290
Backed, Perforated, 5 Seats	85.0" x 33.0"	475 lbs.	\$4190
Backed, Perforated, 6 Seats	85.0" x 33.0"	575 lbs.	\$4190
Hoop, Grid, 3 seats	90.0" x 33.0"	270 lbs.	\$3650
Hoop, Grid, 4 seats	90.0" x 33.0"	285 lbs.	\$3650

Carousel 27" Square Wood Table (Casual Height)

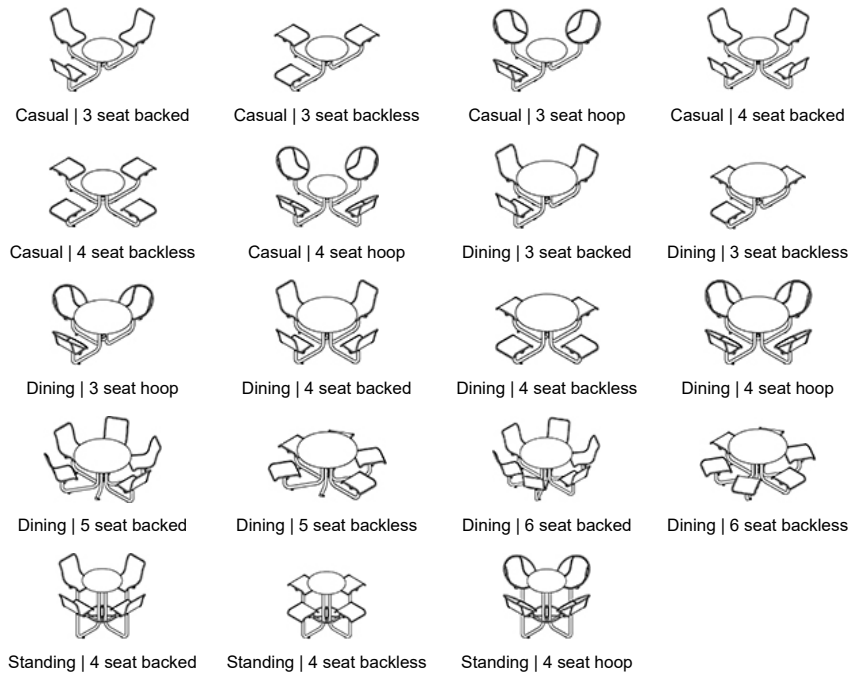
	Size (d x h)	Ship Weight	Price (USD)
Backless, Grid, 3 seats	90.0" x 22.0"	210 lbs.	\$3140
Backless, Grid, 4 seats	90.0" x 22.0"	240 lbs.	\$3140
Backless, Perforated, 3 seats	90.0" x 22.0"	210 lbs.	\$3280
Backless, Perforated, 4 seats	90.0" x 22.0"	240 lbs.	\$3280
Backed, Grid, 3 seats	94.0" x 33.0"	225 lbs.	\$3320
Backed, Grid, 4 seats	94.0" x 33.0"	260 lbs.	\$3320
Backed, Perforated, 3 seats	94.0" x 33.0"	225 lbs.	\$3500
Backed, Perforated, 4 seats	94.0" x 33.0"	260 lbs.	\$3500
Hoop, Grid, 3 seats	98.0" x 33.0"	230 lbs.	\$3870
Hoop, Grid, 4 seats	98.0" x 33.0"	265 lbs.	\$3870

Carousel 27" Square Wood Table (Standing Height)

	Size (d x h)	Ship Weight	Price (USD)
Backless, Grid, 4 seats	72.0" x 23.5"	265 lbs.	\$3430
Backless, Perforated, 4 seats	72.0" x 27.5"	265 lbs.	\$3540
Backed, Grid, 4 seats	76.0" x 44.0"	285 lbs.	\$3590
Backed, Perforated, 4 seats	76.0" x 44.0"	285 lbs.	\$3740
Hoop, Grid, 4 seats	80.0" x 44.0"	290 lbs.	\$4140

Carousel 39" (42") Square Wood Table (Dining Height)

	Size (d x h)	Ship Weight	Price (USD)
Backless, Grid, 3 seats	81.0" x 29.0"	265 lbs.	\$4170
Backless, Grid, 4 seats	81.0" x 29.0"	275 lbs.	\$4170
Backless, Perforated, 3 seats	81.0" x 29.0"	265 lbs.	\$4310
Backless, Perforated, 4 seats	81.0" x 29.0"	275 lbs.	\$4310
Backed, Grid, 3 seats	86.0" x 33.0"	280 lbs.	\$4350
Backed, Grid, 4 seats	86.0" x 33.0"	295 lbs.	\$4350
Backed, Perforated, 3 seats	86.0" x 33.0"	280 lbs.	\$4530
Backed, Perforated, 4 seats	86.0" x 33.0"	295 lbs.	\$4530
Hoop, Grid, 3 seats	90.0" x 33.0"	285 lbs.	\$4880
Hoop, Grid, 4 seats	90.0" x 33.0"	300 lbs.	\$4880



Catena™ Chair

To order: Specify collection name and powdercoat color. **Chairs are stackable and ship fully assembled.**

Catena Chair

	Size (d x w x h)	Ship Weight	Price (USD)
Chair	23.0" x 21.0" x 31.0"	25 lbs.	\$650



Chair

Catena™ Metal Tables

To order: Specify table shape and dimensions, collection name, model description; For Catena table top, choose random finish stainless steel or powdercoated steel top. Other choices: support choice, freestanding or surface mount (see important guidelines below), powdercoat color, with or without umbrella hole. Some assembly required. **Important guidelines when specifying umbrellas with tables. When using umbrellas with 24" or 30" tabletops, surface mount or embedded supports are required. Quad support: regardless of tabletop size, surface mount is required. Catena support: regardless of tabletop size, we strongly recommend surface mount as freestanding bases may allow table to tip in windy conditions causing damage not covered under warranty.**

Powdercoat Catena Table Top w/Catena Support

	Size (d x h)	Ship Weight	Price (USD)
30" Round Catena Metal Top	30.0" x 29.0"	170 lbs.	\$1140
36" Round Catena Metal Top	36.0" x 29.0"	231 lbs.	\$1350
42" Round Catena Metal Top	42.0" x 29.0"	242 lbs.	\$1450
30" Square Catena Metal Top	30.0" x 29.0"	188 lbs.	\$1260
36" Square Catena Metal Top	36.0" x 29.0"	261 lbs.	\$1480
42" Square Catena Metal Top	42.0" x 29.0"	279 lbs.	\$1580

Stainless Steel Catena Table Top w/Catena Support

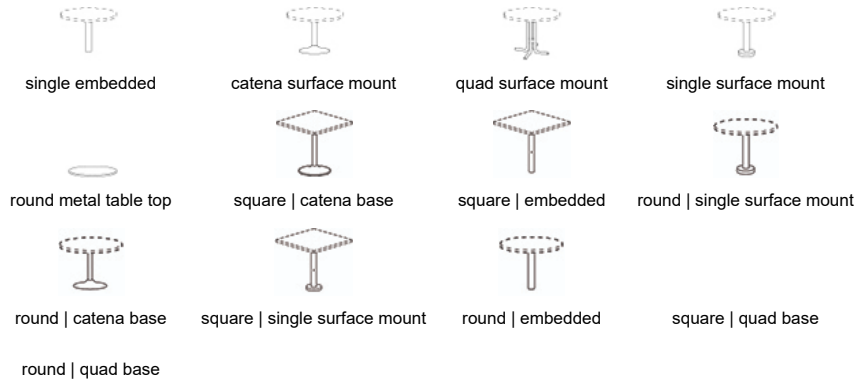
	Size (d x h)	Ship Weight	Price (USD)
30" Round Catena Metal Top	30.0" x 29.0"	167 lbs.	\$1280
36" Round Catena Metal Top	36.0" x 29.0"	226 lbs.	\$1510
42" Round Catena Metal Top	42.0" x 29.0"	236 lbs.	\$1610

Powdercoat Catena Table Top w/Other Support

	Size (d x h)	Ship Weight	Price (USD)
30" Round Catena Metal Top	30.0" x 29.0"	93 lbs.	\$1070
36" Round Catena Metal Top	36.0" x 29.0"	118 lbs.	\$1210
42" Round Catena Metal Top	42.0" x 29.0"	129 lbs.	\$1320
30" Square Catena Metal Top	30.0" x 29.0"	110 lbs.	\$1200
36" Square Catena Metal Top	36.0" x 29.0"	148 lbs.	\$1340
42" Square Catena Metal Top	42.0" x 29.0"	166 lbs.	\$1430

Stainless Steel Catena Table Top w/Other Support

	Size (d x h)	Ship Weight	Price (USD)
30" Round Catena Metal Top	30.0" x 29.0"	89 lbs.	\$1220
36" Round Catena Metal Top	36.0" x 29.0"	114 lbs.	\$1350
42" Round Catena Metal Top	42.0" x 29.0"	123 lbs.	\$1450



Central Park Conservancy Recycling System

To order: Specify collection name and model description. Select powdercoat color. Choose standard 5" diameter, standard 8.6" diameter or standard 12" diameter opening. Select with or without center ring graphics. Select standard wording from options available on landscapeforms.com. Custom wording available for an upcharge. Black polyethylene liner included with each unit. Surface mount holes provided in base. Shipped with freestanding glides. Ships fully assembled. All units feature hinged top opening for easy emptying.

Recycling System

	Size (d x h x c)	Ship Weight	Price (USD)
5" Opening	24.5" x 35.0" x 30.0 Gal.	80 lbs.	\$2260
8.6" Opening	24.5" x 35.0" x 30.0 Gal.	80 lbs.	\$2260
12" Opening	24.5" x 35.0" x 30.0 Gal.	80 lbs.	\$2260

System Options

	Ship Weight	Price (USD)
Special Lid Sign		\$90
Special Body Sign		\$90
Both Signage		\$180



5" top opening 8.6" top opening 12" top opening.JPG recycling system

Charlie Table

To order: Specify collection name, model description, and powdercoat color. Specify with or without offset umbrella hole. If umbrella is specified, Landscape Forms' surface mount is required. Charlie ships with mounting hardware. Table ships fully assembled. **Charlie table is ADA compliant and must be surface mounted onsite for stability.**

Charlie Table

	Size (w x h x l)	Ship Weight	Price (USD)
Table	67.0" x 30.0" x 67.0"	575 lbs.	\$5480



67" table | umbrella hole

67" table

Chase Park® Litter Receptacles

To order: Specify top-opening or side-opening, and powdercoat color. Shipped with freestanding glides. Surface mount holes provided in base. Specify with or without logo band and sand pan. Black polyethylene liner included with each unit. Please supply graphics for logo. Price includes two logo stickers. Litter ships fully assembled. All units feature hinged side panel for easy emptying.

Chase Park Top Opening

	Size (d x h x c)	Ship Weight	Price (USD)
Top Opening Only	24.0" x 39.0" x 40.0 Gal.	178 lbs.	\$1860
w/Logo Band	24.0" x 39.0" x 36.0 Gal.	178 lbs.	\$2260

Chase Park Side Opening

	Size (d x h x c)	Ship Weight	Price (USD)
Side Opening Only	24.0" x 39.0" x 36.0 Gal.	175 lbs.	\$1860
w/Sand Pan and Security Cable	24.0" x 39.0" x 40.0 Gal.	175 lbs.	\$1950
w/Logo Band	24.0" x 39.0" x 36.0 Gal.	178 lbs.	\$2260
w/Logo Band, Sand Pan, Security Cable	24.0" x 39.0" x 36.0 Gal.	178 lbs.	\$2360

Chase Park Litter Receptacle Options

	Ship Weight	Price (USD)
Keyed Door Lock		\$130



top opening | logo band side opening | sand pan side opening | logo band side opening | logo band and sand pan

Chase Park® Recycling Litter

To order: Specify collection name and model description. Select powdercoat color and with or without lock. Choose 5" diameter or standard 10" diameter opening. Select standard wording from options available on landscapeforms.com. Custom wording available for an upcharge. Signage size: 5" x 7". Black polyethylene liner included with each unit. Surface mount holes provided in base. Shipped with freestanding glides. Ships fully assembled. All units feature hinged side panel for easy emptying.

Chase Park Top Opening Recycling Litter

	Size (d x h x c)	Ship Weight	Price (USD)
w/Signage	24.0" x 39.0" x 40.0 Gal.	178 lbs.	\$2040

Chase Park Recycling Litter Options

	Ship Weight	Price (USD)
Keyed Door Lock		\$130
Custom Signage (2 per unit) Price per Sign		\$80

top opening | 5 inch hole top opening | 10 inch hole

Chase Park® Seating

To order: Specify collection name, two or three seats, with or without intermediate arms and powdercoat color. Specify freestanding, surface mount or embedded. Bench ships fully assembled.

Chase Park Seating Units

	Size (d x h x l)	Ship Weight	Price (USD)
Two Seat Unit	27.0" x 35.0" x 50.0"	185 lbs.	\$2580
Three Seat Unit	27.0" x 35.0" x 74.0"	255 lbs.	\$3420

Chase Park Seating Options

	Ship Weight	Price (USD)
Intermediate Arm	10 lbs.	\$160

two seat unit | one optional intermediate arm three seat unit | three optional intermediate arms

Chase Park[®] Side Opening Dual Use Receptacle

To order: Specify collection name and model description. Select powdercoat color and security cable. Select standard wording from options available on landscapeforms.com. Custom wording available for an upcharge. Signage size: 5" x 7". Black polyethylene liner included with each unit. Surface mount holes provided in base. Shipped with freestanding glides. Ships fully assembled. All units feature hinged side panel for easy emptying.

Chase Park Side Opening Dual Use Receptacle

	Size (d x h x c)	Ship Weight	Price (USD)
Chase Park Side Opening Dual Use Receptacle	24.0" x 39.0" x 18.0 Gal.	180 lbs.	\$2350
w/Sand Pan and Security Cable	24.0" x 39.0" x 18.0 Gal.	180 lbs.	\$2450
w/Logo Band	24.0" x 39.0" x 18.0 Gal.	180 lbs.	\$2740
w/Logo Band, Sand Pan and Security Cable	24.0" x 39.0" x 18.0 Gal.	180 lbs.	\$2850

Chase Park Side Opening Dual Use Receptacle Options

	Ship Weight	Price (USD)
Lock		\$130
Custom Signage (2 per unit) Price per Sign		\$80

10" top opening | signage 5" top opening | signage

Chill[®] Lounge

To order: Specify product name and select standard polyethylene color. Chill is not available in Millstone. Custom solid colors available for an upcharge. Chill is shipped with removable surface mounting plates. The lounge may be surface mounted to hard surfaces or placed freestanding. Chill ships fully assembled.

Chill Lounge

	Size (d x h x l)	Ship Weight	Price (USD)
Lounge	28.0" x 33.0" x 62.0"	100 lbs.	\$1050

lounge

Chipman Chair

To order: Specify collection name, with or without arms and powdercoat color. Chair ships fully assembled.

Chipman Chair

Size (d x w x h)	Ship Weight	Price (USD)
------------------	-------------	-------------

w/o Arms	22.0" x 20.0" x 33.0"	67 lbs.	\$620
w/Arms	22.0" x 24.0" x 33.0"	70 lbs.	\$730

armless chair armed chair

Chipman Stool

The Chipman stool meets ANSI/BIFMA performance and safety standards. To order: Specify collection name and powdercoat color. Stool ships fully assembled.

Chipman Stool

	Size (d x w x h)	Ship Weight	Price (USD)
w/o arms	19.0" x 22.0" x 35.0"	67 lbs.	\$730

stool

Chipman Table

To order: Specify Chipman table, select table stop style and height, freestanding or surface mount, and powdercoat color. Tables are available as either surface mount or freestanding, both with adjustable levelers. Dining height table available with or without umbrella hole. If specified with umbrella, table must be surface mounted. Table ships fully assembled.

Chipman 45" Table Top

	Size (d x h)	Ship Weight	Price (USD)
45" Dining Height - round	45.0" x 29.0"	175 lbs.	\$1650
45" Lounge Height - round	45.0" x 15.0"	171 lbs.	\$1510

Chipman 37" Table Top

	Size (d x h)	Ship Weight	Price (USD)
37" Dining Height - square	37.0" x 29.0"	170 lbs.	\$1650
37" Lounge Height - square	37.0" x 15.0"	165 lbs.	\$1510

Chipman 36" Table Top

	Size (d x h)	Ship Weight	Price (USD)
36" Standing Height- round	36.0" x 42.0"	158 lbs.	\$1450
36" Dining Height- round	36.0" x 29.0"	155 lbs.	\$1410
36" Lounge Height- round	36.0" x 15.0"	151 lbs.	\$1330

Chipman 32" Table Top

	Size (d x h)	Ship Weight	Price (USD)
32" Standing Height- square	32.0" x 42.0"	153 lbs.	\$1450
32" Dining Height- square	32.0" x 29.0"	150 lbs.	\$1410
32" Lounge Height- square	32.0" x 32.0"	147 lbs.	\$1330

Chipman 31" Table Top

	Size (d x h)	Ship Weight	Price (USD)
31" Standing Height - round	31.0" x 42.0"	148 lbs.	\$1360
31" Dining Height - round	31.0" x 29.0"	145 lbs.	\$1320
31" Lounge Height - round	31.0" x 15.0"	141 lbs.	\$1230

Chipman 27" Table Top

	Size (d x h)	Ship Weight	Price (USD)
27" Standing Height - square	27.0" x 42.0"	143 lbs.	\$1360
27" Dining Height - square	27.0" x 29.0"	138 lbs.	\$1320
27" Lounge Height - square	27.0" x 15.0"	135 lbs.	\$1230

45"dia dining	45"dia lounge	37"sq dining	37"sq lounge
36"dia standing	36"dia dining	36"dia lounge	32"sq standing
32"sq dining	32"sq lounge	31"dia standing	31"dia dining
31"dia lounge	27"sq standing	27"sq dining	27"sq lounge

Cirque® Series Planter **NOT OFFERED ON CONTRACT**

To order: Select Kornegay Planter. After that, select Cirque® Planter, then Planter Model, Concrete Color, Sealant Option and Finish/Sandblasting Option. 2-3/8" Drain Hole is standard. Prices are shown for Natural Gray color. 15% upcharge for Standard Colors. 25% upcharge for Non-Standard Colors. 8% upcharge for Sealer. \$265 upcharge for Sandblasting.

Cirque Planter

	Size (d x h)	Ship Weight	Price (USD)
CS-30	25.5" x 30.0"	635 lbs.	\$920
CS-34.5	36.0" x 34.5"	1285 lbs.	\$1570
CS-44	22.0" x 44.0"	832 lbs.	\$1140

Cochran Chaise Lounge

To order: Specify line name and model description. Select powdercoated metal color. Specify fabric color, reference Cochran material sheet for available fabric options. Lounge is freestanding and ships fully assembled.

Cochran Chaise Lounge

	Size (d x w x h)	Ship Weight	Price (USD)
Chaise Lounge	31.0" x 65.0" x 33.0"	148 lbs.	\$1980

lounge

Cochran Lounge Chair

To order: Specify line name and model description. Select powdercoated metal color. Specify fabric color, reference Cochran material sheet for available fabric options. Chair is freestanding and ships fully assembled.

Cochran Lounge Chair

	Size (d x w x h)	Ship Weight	Price (USD)
Lounge Chair	31.0" x 31.0" x 31.0"	62 lbs.	\$1400

chair

Cochran Side Table

To order: Specify line name and model description. Select powdercoated metal color. Select Meldstone color. Side table is freestanding and ships fully assembled.

Cochran Side Table

	Size (d x w x h)	Ship Weight	Price (USD)
Side Table	24.0" x 24.0" x 15.0"	99 lbs.	\$1070

side table

Collect™ Litter Receptacles

To order: Specify collection, model description and powdercoat color. Specify with or without ash pan for side-opening litter. Specify surface mount or freestanding. Select standard wording from options available on landscapeforms.com. Custom wording available for an upcharge. Specify with or without keyed lock. Bin pivots open for emptying; bag is pulled out at a 35° angle. Molded interior bin color comes standard in matte black. Recycling bin comes standard in grass. Collect ships fully assembled.

Collect Top Opening Litter

	Size (d x h x l x c)	Ship Weight	Price (USD)
Top Opening	16.0" x 38.0" x 24.0" x 30.0 Gal.	140 lbs.	\$1890

Collect Side Opening Litter

	Size (d x h x l x c)	Ship Weight	Price (USD)
Side Opening	16.0" x 38.0" x 24.0" x 23.0 Gal.	145 lbs.	\$2100
Side Opening w/Ash Pan	16.0" x 38.0" x 24.0" x 23.0 Gal.	150 lbs.	\$2300

Collect Recycling Litter

	Size (d x h x l x c)	Ship Weight	Price (USD)
Recycling Litter	16.0" x 38.0" x 24.0" x 30.0 Gal.	146 lbs.	\$2020

Collect Options

	Ship Weight	Price (USD)
Lock		\$130
Custom Signage - per Unit		\$90

litter | side opening | ash pan litter | top opening litter | side opening recycling litter | slot opening
 recycling litter | hole opening

Concret Chair

OMNIA/NCPA DISCOUNT 5% OFF NET

To order, specify Concret chair, with or without arms and select standard Escofet UHPC color. Check materials link on product page for Escofet's standard UHPC color offerings. See installation guide for important information.

Concret Chair

	Size (d x h x l)	Ship Weight	Price (USD)
Chair w/arms	26.0" x 33.0" x 35.0"	370 lbs.	\$2340
Chair w/o arms	26.0" x 33.0" x 35.0"	370 lbs.	\$2250

chair | arms chair | no arms

Connect 2.0

To specify: Select shelter length (8 ft, 12 ft, 16 ft, or 24 ft. (Custom lengths available upon request.)), Select roof style (glass, louvered metal, or solid metal), and select wall side glass configuration. All Connect 2.0 shelters come equipped with LED lighting (select hardwired or solar). Select standard powdercoat color. Connect 2.0 is always embedded.

8 ft Shelter

	Size (d x w x h)	Ship Weight	Price (USD)
8' Glass Roof - no wall glass	76.0" x 114.0 lbs. x 99.0"	1110 lbs.	\$21360
8' Glass Roof - all back and side wall glass	76.0" x 114.0 lbs. x 99.0"	1110 lbs.	\$26160
8' Glass Roof - all back, side, and one (left) front wall glass	76.0" x 114.0 lbs. x 99.0"	1110 lbs.	\$27350
8' Glass Roof - all back, side, and one front (right) wall glass	76.0" x 114.0 lbs. x 99.0"	1110 lbs.	\$27350
8' Louver Roof - no wall glass	76.0" x 114.0 lbs. x 99.0"	995 lbs.	\$23770
8' Louver Roof - all back and side wall glass	76.0" x 114.0 lbs. x 99.0"	995 lbs.	\$28550

8' Louver Roof - all back, side, and one front (left) wall glass	76.0" x 114.0 lbs. x 99.0"	995 lbs.	\$29740
8' Louver Roof - all back, side, and one front (right) wall glass	76.0" x 114.0 lbs. x 99.0"	995 lbs.	\$29740
8' Solid Metal Roof - no wall glass	76.0" x 114.0 lbs. x 99.0"	835 lbs.	\$26290
8' Solid Metal Roof - all back and side wall glass	76.0" x 114.0 lbs. x 99.0"	835 lbs.	\$31050
8' Solid Metal Roof - all back, side, and one front (left) wall glass	76.0" x 114.0 lbs. x 99.0"	835 lbs.	\$32240
8' Solid Metal Roof - all back, side, and one front (right) wall glass	76.0" x 114.0 lbs. x 99.0"	835 lbs.	\$32240
Solar Panel (all units)		250 lbs.	\$5280

12 ft Shelter

	Size (d x w x h)	Ship Weight	Price (USD)
12' Glass Roof - no wall glass	76.0" x 162.0" x 99.0"	1385 lbs.	\$25140
12' Glass Roof - all back and side wall glass	76.0" x 162.0" x 99.0"	1385 lbs.	\$31120
12' Glass Roof all back, side, and one front (center) wall glass	76.0" x 162.0" x 99.0"	1385 lbs.	\$32310
12' Louver Roof - no wall glass	76.0" x 162.0" x 103.0"	1220 lbs.	\$28280
12' Louver Roof - all back and side wall glass	76.0" x 162.0" x 103.0"	1220 lbs.	\$34270
12' Louver Roof - all back, side, and one front (center) wall glass	76.0" x 162.0" x 103.0"	1220 lbs.	\$35470
12' Solid Metal Roof - no wall glass	76.0" x 162.0" x 99.0"	990 lbs.	\$34570
12' Solid Metal Roof - all back and side wall glass	76.0" x 162.0" x 99.0"	990 lbs.	\$40550
12' Solid Metal Roof - all back, side, and one front (center) wall glass	76.0" x 162.0" x 99.0"	990 lbs.	\$41760
Solar Panel (all units)		250 lbs.	\$5280

16 ft Shelter

	Size (d x h x l)	Ship Weight	Price (USD)
16' Glass Roof - no wall glass	76.0" x 99.0" x 217.0"	2175 lbs.	\$41750
16' Glass Roof - all back glass and side wall glass	76.0" x 99.0" x 217.0"	3007 lbs.	\$51810

24 ft Shelter

	Size (d x h x l)	Ship Weight	Price (USD)
24' Glass Roof - no wall glass	76.0" x 99.0" x 311.0"	2215 lbs.	\$49790
24' Glass Roof - all back glass and side wall glass	76.0" x 99.0" x 311.0"	3260 lbs.	\$61610

8ft glass roof no walls	8ft glass roof sides	8ft glass roof sides left front	8ft glass roof sides right front
8ft glass solar roof left front	8ft glass solar roof no walls	8ft glass solar roof right front	8ft glass solar roof sides
8ft louver roof left front	8ft louver roof no walls	8ft louver roof right front	8ft louver roof sides
8ft louver solar roof left front	8ft louver solar roof no walls	8ft louver solar roof right front	8ft louver solar roof sides
8ft solid metal roof left front	8ft solid metal roof no walls	8ft solid metal roof right front	8ft solid metal roof sides
8ft solid metal solar roof left front	8ft solid metal solar roof no walls	8ft solid metal solar roof right front	8ft solid metal solar roof sides
12ft glass roof center front	12ft glass roof no walls	12ft glass roof sides	12ft glass solar roof center front
12ft glass solar roof no walls	12ft glass solar roof sides	12ft louver roof center front	12ft louver roof no walls
12ft louver roof sides	12ft louver solar roof center front	12ft louver solar roof no walls	12ft solid metal solar roof center front
12ft solid metal solar roof no walls	12ft solid metal solar roof sides	12ft louver solar roof sides	12ft solid metal roof no walls
12ft solid metal roof center front	12ft solid metal roof sides	16ft glass roof	16ft glass roof sides
16ft glass solar roof no walls	16ft glass solar roof sides	24ft glass roof no walls	24ft glass roof sides
24ft glass solar roof no walls	24ft glass solar roof sides		

Connect[®] Rails

To order: Specify collection name, model description and powdercoat color. Select aluminum or wood. For wood, specify wood type. . Standard in surface mount. Ships fully assembled. Check Materials/Colors link on website for species.

Connect Leaning Rail

	Size (d x h x l)	Ship Weight	Price (USD)
Basic Exterior, no Finish	6.0" x 30.0" x 45.0"	154 lbs.	\$1140
Premium Exterior, no Finish	6.0" x 30.0" x 45.0"	154 lbs.	\$1380
Aluminum	6.0" x 30.0" x 45.0"	160 lbs.	\$1320

Connect Sitting Rail

	Size (d x h x l)	Ship Weight	Price (USD)
Basic Exterior, no Finish	7.0" x 18.0" x 45.0"	146 lbs.	\$1000
Premium Exterior, no Finish	7.0" x 18.0" x 45.0"	146 lbs.	\$1220
Aluminum	7.0" x 18.0" x 45.0"	150 lbs.	\$1160

sitting rail leaning rail

Disc

To order: Specify product name, solid or perforated panels, and powdercoat color. Specify for use with Landscape Forms' table or surface mount stand considering the following requirements. All tables used with Disc must be surface mounted or embedded. When used with Manistee, Charlie, or tables other than those supplied by Landscape Forms, Disc must be secured in our surface mounted stand. In all cases, Disc pole must be bolted to Landscape Forms' table base, or to surface mounted stand. These requirements are mandatory to assure safety of occupants. Some assembly required – pole is not attached to the topcap.

Disc Umbrella

	Size (d x h)	Ship Weight	Price (USD)
Perf	89.2" x 91.0"	118 lbs.	\$3190

Solid	89.2" x 91.0"	118 lbs.	\$3190
-------	---------------	----------	--------

Disc Option

	Size (h x d)	Ship Weight	Price (USD)
Surface Mount Stand	26.0" x 14.0"	40 lbs.	\$320

Disc

Domus Shelter

OMNIA/NCPA DISCOUNT 5% OFF NET

To order, specify Domus Shelter and select standard Escofet color. Check materials link on product page for Escofet's standard color offerings. See installation guide for important information.

Domus Shelter

	Size (d x h x l)	Ship Weight	Price (USD)
Shelter	34.0" x 89.0" x 66.0"	4442 lbs.	\$3590

domus shelter

Dune Series Planter

NOT OFFERED ON CONTRACT

To order: Select Konegay Planter. After that, select Dune Planter, then Planter Model, Concrete Color, Sealant Option and Finish/Sandblasting Option. 2-3/8" Drain Hole is standard. Prices are shown for Natural Gray color. 15% upcharge for Standard Colors. 25% upcharge for Non-Standard Colors. 8% upcharge for Sealer. \$265 upcharge for Sandblasting.

Dune Planter

	Size (d x h)	Ship Weight	Price (USD)
DS-16	24.0" x 16.0"	180 lbs.	\$390
DS-17.5	44.0" x 17.5"	555 lbs.	\$740
DS-23	36.0" x 23.0"	515 lbs.	\$700
DS-29	72.0" x 29.0"	2280 lbs.	\$2670
DS-32	44.0" x 32.0"	1020 lbs.	\$1320
DS-38	38.0" x 38.0"	1400 lbs.	\$1610
DS-40	60.0" x 40.0"	2280 lbs.	\$2670

Emerson Bike Rack

To order: Specify collection, model description and powdercoat color. Select surface mount or embedded. Cover plate conceals anchoring hardware and leveling glide adjustment screws. Hardware ships with embedded bike rack. Emerson ships fully assembled, and must be spaced 30" apart, and 24" from wall to meet APBP guidelines.

Emerson Bike Rack

	Size (d x h x l)	Ship Weight	Price (USD)
Bike Rack	4.0" x 30.0" x 20.0"	50 lbs.	\$530

Emerson Bike Rack

Equinox™ Umbrella

All umbrellas designed to coordinate with exterior tables and chairs. To order: Specify model description, frame and pole powdercoat color, standard umbrella fabric color and with Landscape Forms table or surface mount stand considering the following requirements. **Quad style base must be surface mounted. Catena style base: surface mount is strongly recommended as freestanding base allows table to tip in windy conditions causing damage not covered under warranty. When used with Charlie, or tables other than those supplied by Landscape Forms, Equinox must be secured in our surface mounted stand. In all cases, Equinox pole must be bolted to Landscape Forms' table base, or to surface mounted stand.** Umbrella must be lowered or removed in windy conditions. Equinox ships fully assembled. Pole is 1 1/2 in diameter.

Equinox Umbrellas

	Size (h x d)	Ship Weight	Price (USD)
Plain Edge	98.0" x 96.0"	40 lbs.	\$1850
Valanced Edge	98.0" x 96.0"	40 lbs.	\$1930

Equinox Options

		Ship Weight	Price (USD)
Optional Fabric Color - per Umbrella			\$220
Surface Mount Stand	26.0" x 14.0"	40 lbs.	\$330

plain edge valance edge

Every Day Chair NOT OFFERED ON CONTRACT

Specify Every Day Chair, choose with or without arms, and select powdercoat color. Chair ships fully assembled.

Every Day Chair

	Size (d x w x h)	Ship Weight	Price (USD)
w/o Arms	21.0" x 22.5" x 31.8"		\$310
w/ Arms	21.0" x 22.8" x 31.8"		\$350

without arms with arms

Extasi OMNIA/NCPA DISCOUNT 5% OFF NET

To order, specify Extasi and select standard Escofet color. Check materials link on product page for Escofet' standard color offerings. See installation guide for important information.

Extasi Bench

	Size (d x h x l)	Ship Weight	Price (USD)
Bench	65.0" x 18.0" x 65.0"	3440 lbs.	\$1660

extasi bench

FGP Bench

To order: Specify collection name and product name. Select length, backless or backed bench. Specify wood type and bench support finish. Bench supports come in prefinished anodized cast aluminum or powdercoat. Specify surface mount, embedded or freestanding. FGP bench ships fully assembled.

FGP Backless Bench

	Size (d x h x l)	Ship Weight	Price (USD)
Basic Exterior Woods, no Finish, 70"	23.0" x 21.0" x 70.0"	92 lbs.	\$1410
Premium Exterior Woods, no Finish, 70"	23.0" x 21.0" x 70.0"	151 lbs.	\$1660
Basic Exterior Woods, no Finish, 120"	23.0" x 21.0" x 120.0"	151 lbs.	\$2490
Premium Exterior Woods, no Finish, 120"	23.0" x 21.0" x 120.0"	151 lbs.	\$2800
Basic Interior Woods w/LF 80 Finish, 70"	23.0" x 21.0" x 70.0"	92 lbs.	\$1840
Premium Interior Woods w/LF 80 Finish, 70"	23.0" x 21.0" x 70.0"	151 lbs.	\$2100
Basic Interior Woods w/LF 80 Finish, 120"	23.0" x 21.0" x 120.0"	151 lbs.	\$2920
Premium Interior Woods w/LF 80 Finish, 120"	23.0" x 21.0" x 120.0"	151 lbs.	\$3230

FGP Backed Bench

	Size (d x h x l)	Ship Weight	Price (USD)
--	------------------	-------------	-------------

Basic Exterior Woods, no Finish, 70"	28.0" x 30.0" x 70.0"	116 lbs.	\$1970
Premium Exterior Woods, no Finish, 70"	28.0" x 30.0" x 70.0"	190 lbs.	\$2230
Basic Exterior Woods, no Finish, 120"	28.0" x 30.0" x 120.0"	116 lbs.	\$3390
Premium Exterior Woods, no Finish, 120"	28.0" x 30.0" x 120.0"	190 lbs.	\$3710
Basic Interior Woods w/LF 80 Finish, 70"	28.0" x 30.0" x 70.0"	116 lbs.	\$2390
Premium Interior Woods w/LF 80 Finish, 70"	28.0" x 30.0" x 70.0"	190 lbs.	\$2680
Basic Interior Woods w/LF 80 Finish, 120"	28.0" x 30.0" x 120.0"	116 lbs.	\$3790
Premium Interior Woods w/LF 80 Finish, 120"	28.0" x 30.0" x 120.0"	190 lbs.	\$4160

70" | backed bench 70" | backless bench 120" | backed bench 120" | backless bench

FGP Bike Rack

To order: Specify collection name and product name. Specify surface mount or embedded. FGP bike rack is available fully assembled. The body is natural aluminum with a durable anodized finish. The cover plate has a durable dark grey finish.

FGP Bike Rack

	Size (d x h x l)	Ship Weight	Price (USD)
Bike Rack	4.0" x 32.0" x 30.0"	25 lbs.	\$520

bike rack

FGP Litter Receptacle

To order: Specify powdercoat color for top and rim. Visit landscapeforms.com for standard color and wood options. The base is rotational-molded polyethylene. FGP Litter is shipped fully assembled.

FGP Litter Receptacle

	Size (d x h x c)	Ship Weight	Price (USD)
Basic Exterior Woods, no Finish	19.0" x 37.0" x 17.0 Gal.	96 lbs.	\$840
Premium Exterior Woods, no Finish	19.0" x 37.0" x 17.0 Gal.	96 lbs.	\$1050
Basic Interior Woods w/LF 80 Finish	19.0" x 37.0" x 17.0 Gal.	96 lbs.	\$1240
Premium Interior Woods w/LF 80 Finish	19.0" x 37.0" x 17.0 Gal.	96 lbs.	\$1500

litter

Flo™ Bike Rack

To order: Specify model description, powdercoat color, or electro polished stainless steel. Specify surface mount or embedded. Ships fully assembled. Flo can secure three bicycles parked parallel to rack.

Flo Bike Rack Stainless Steel

	Size (d x w x h)	Ship Weight	Price (USD)
Surface Mount	28.0" x 26.0" x 32.0"	80 lbs.	\$1030
Embedded	28.0" x 25.5" x 32.0"	81 lbs.	\$1030

Flo Bike Rack Powdercoat Steel

	Size (d x w x h)	Ship Weight	Price (USD)
Surface Mount	28.0" x 26.0" x 32.0"	80 lbs.	\$920
Embedded Steel	28.0" x 25.5" x 32.0"	81 lbs.	\$920

Flor Bench

OMNIA/NCPA DISCOUNT 5% OFF NET

To order, specify collection, model description, and standard color. Flor is freestanding and has an acid-etched/waterproofed finish. Visit landscapeforms.com for standard color options. See installation guide for important information.

Flor Bench

	Size (d x h x l)	Ship Weight	Price (USD)
Small	75.0" x 17.0" x 67.0"	2335 lbs.	\$2350
Large	106.0" x 17.0" x 97.0"	3947 lbs.	\$3110

[small bench](#) [large bench](#)

Fortunato Bench

OMNIA/NCPA DISCOUNT 5% OFF NET

To order, specify collection, model description, and standard color. Fortunato is freestanding and if optional back rests are ordered, have nut inserts to secure to seats. Fortunato has an acid-treated/waterproofed finish. Visit landscapeforms.com for standard color options. See installation guide for important information.

Fortunato Bench

	Size (d x h x l)	Ship Weight	Price (USD)
30"	27.0" x 19.0" x 30.0"	1224 lbs.	\$1300
95"	27.0" x 19.0" x 95.0"	3716 lbs.	\$2190

Fortunato Backrest

	Size (d x h x l)	Ship Weight	Price (USD)
26"	15.0" x 30.0" x 26.0"	839 lbs.	\$1180
87"	15.0" x 30.0" x 87.0"	2602 lbs.	\$1720

[30" bench](#) [26" backrest](#) [95" bench](#) [87" backrest](#)

Generation 50 Bench

To order: Specify Generation 50 bench, bench style and mounting (if applicable), and backed or backless. Select powdercoat color and wood type. Choose faceboard style (curved or straight cut) and select optional arms.

Generation 50 Traditional

	Size (d x w x h)	Ship Weight	Price (USD)
Backed Bench, Basic Exterior Wood, no Finish	26.0" x 72.0" x 33.0"	195 lbs.	\$2090
Backed Bench, Basic Interior Wood, w/LF 80 Finish	26.0" x 72.0" x 33.0"	195 lbs.	\$2510
Backed Bench, Premium Exterior Wood, no Finish	26.0" x 72.0" x 33.0"	195 lbs.	\$2440
Backed Bench, Premium Interior Wood, w/LF 80 Finish	26.0" x 72.0" x 33.0"	195 lbs.	\$2860
Backless Bench, Basic Exterior Wood, no Finish	23.5" x 72.0" x 21.5"	160 lbs.	\$1610
Backless Bench, Basic Interior Wood, w/LF 80 Finish	23.5" x 72.0" x 21.5"	160 lbs.	\$2030
Backless Bench, Premium Exterior Wood, no Finish	23.5" x 72.0" x 21.5"	160 lbs.	\$1930
Backless Bench, Premium Interior Wood, w/LF 80 Finish	23.5" x 72.0" x 21.5"	160 lbs.	\$2350

Generation 50 Cantilever

	Size (d x w x h)	Ship Weight	Price (USD)
Backed Bench, Basic Exterior Wood, no Finish	26.0" x 72.0" x 32.8"	220 lbs.	\$2380
Backed Bench, Basic Interior Wood, w/LF 80 Finish	26.0" x 72.0" x 32.8"	220 lbs.	\$2790
Backed Bench, Premium Exterior Wood, no Finish	26.0" x 72.0" x 32.8"	220 lbs.	\$2750
Backed Bench, Premium Interior Wood, w/LF 80 Finish	26.0" x 72.0" x 32.8"	220 lbs.	\$3170
Backless Bench, Basic Exterior Wood, no Finish	23.5" x 72.0" x 17.0"	175 lbs.	\$1900
Backless Bench, Basic Interior Wood, w/LF 80 Finish	23.5" x 72.0" x 17.0"	175 lbs.	\$2320
Backless Bench, Premium Exterior Wood, no Finish	23.5" x 72.0" x 17.0"	175 lbs.	\$2250
Backless Bench, Premium Interior Wood, w/LF 80 Finish	23.5" x 72.0" x 17.0"	175 lbs.	\$2670

Generation 50 Top of wall

	Size (d x w x h)	Ship Weight	Price (USD)
Backed Bench, Basic Exterior Wood, no Finish	26.0" x 72.0" x 21.5"	215 lbs.	\$2090
Backed Bench, Basic Interior Wood, w/LF 80 Finish	26.0" x 72.0" x 21.5"	215 lbs.	\$2510
Backed Bench, Premium Exterior Wood, no Finish	26.0" x 72.0" x 21.5"	215 lbs.	\$2440
Backed Bench, Premium Interior Wood, w/LF 80 Finish	26.0" x 72.0" x 21.5"	215 lbs.	\$2860
Backless Bench, Basic Exterior Wood, no Finish	23.5" x 72.0" x 6.0"	170 lbs.	\$1610
Backless Bench, Basic Interior Wood, w/LF 80 Finish	23.5" x 72.0" x 6.0"	170 lbs.	\$2030
Backless Bench, Premium Exterior Wood, no Finish	23.5" x 72.0" x 6.0"	170 lbs.	\$1930
Backless Bench, Premium Interior Wood, w/LF 80 Finish	23.5" x 72.0" x 6.0"	170 lbs.	\$2350

Generation 50 Wall mount

	Size (d x w x h)	Ship Weight	Price (USD)
Backed Bench, Basic Exterior Wood, no Finish	28.5" x 72.0" x 27.0"	225 lbs.	\$2090
Backed Bench, Basic Interior Wood, w/LF 80 Finish	28.5" x 72.0" x 27.0"	225 lbs.	\$2510
Backed Bench, Premium Exterior Wood, no Finish	28.5" x 72.0" x 27.0"	225 lbs.	\$2440
Backed Bench, Premium Interior Wood, w/LF 80 Finish	28.5" x 72.0" x 27.0"	225 lbs.	\$2860
Backless Bench, Basic Exterior Wood, no Finish	28.5" x 72.0" x 11.5"	180 lbs.	\$1610
Backless Bench, Basic Interior Wood, w/LF 80 Finish	28.5" x 72.0" x 11.5"	180 lbs.	\$2030
Backless Bench, Premium Exterior Wood, no Finish	28.5" x 72.0" x 11.5"	180 lbs.	\$1930
Backless Bench, Premium Interior Wood, w/LF 80 Finish	28.5" x 72.0" x 11.5"	180 lbs.	\$2350

Generation 50 Arm style options (0, 2, or 3 arms per bench)

	Ship Weight	Price (USD)
angle arm, backed		\$140
loop arm, backed		\$140
angle arm, backless		\$140

traditional backed	traditional backed 2 arms	traditional backed 3 arms	traditional backless
traditional backless 2 arms	traditional backless 3 arms	cantilever backed	cantilever backed 2 arms
cantilever backed 3 arms	cantilever backless	cantilever backless 2 arms	cantilever backless 3 arms
top of wall backed	top of wall backed 2 arms	top of wall backed 3 arms	top of wall backless
top of wall backless 2 arms	top of wall backless 3 arms	wall mount backed	wall mount backed 2 arms
wall mount backed 3 arms	wall mount backless	wall mount backless 2 arms	wall mount backless 3 arms

Generation 50 Litter

To order: Specify Generation 50 litter, and select side-open or top-open. Specify powdercoat color, wood type, and mounting style (freestanding, surface mount, or embedded).

Generation 50 Litter Receptacles

	Size (d x h x c)	Ship Weight	Price (USD)
side-open, basic wood	23.3" x 41.0" x 30.0 Gal.	150 lbs.	\$1200
side-open, premium wood	23.3" x 41.0" x 30.0 Gal.	150 lbs.	\$1540
top-open, basic wood	23.3" x 39.5" x 30.0 Gal.	150 lbs.	\$1200
top-open, premium wood	23.3" x 39.5" x 30.0 Gal.	150 lbs.	\$1540

[litter | side open](#) [litter | top open](#)

Glide Bench NOT OFFERED ON CONTRACT

Specify Glide, with or without arms, freestanding or surface mount, and selecte powdercoat and HDPE colors. Glide does not ship fully assembled.

Glide Bench

	Size (d x w x h)	Ship Weight	Price (USD)
with end arms	27.0" x 75.0" x 31.3"	180 lbs.	\$2650
without arms	27.0" x 75.0" x 31.3"	180 lbs.	\$2310
Surface Mounting		0 lbs.	\$110

[bench | no arms](#) [bench | end arms](#)

GO OutdoorTable

To order: Specify model, applicable power and/or lighting options, and powdercoat color. Tables must be either surface mounted or embedded. Table ships fully assembled. Visit landscapeforms.com for standard color options. See installation guide for important information.

Dining Table

	Size (d x l x h)	Ship Weight	Price (USD)
No Power	30.0" x 114.0" x 30.0"	667 lbs.	\$7240

Standing Table

	Size (d x l x h)	Ship Weight	Price (USD)
No Power	30.0" x 114.0" x 40.5"	736 lbs.	\$7500
One Power Garage	30.0" x 114.0" x 40.5"	745 lbs.	\$8250
Two Power Garage	30.0" x 114.0" x 40.5"	748 lbs.	\$8640
Canopy, No Power	30.0" x 114.0" x 80.0"	1277 lbs.	\$13890
Canopy, One Power Garage	30.0" x 114.0" x 80.0"	1281 lbs.	\$14620

Canopy, Two Power Garage	30.0" x 114.0" x 80.0"	1285 lbs.	\$15030
Canopy, One Power Garage w/ Lighting	30.0" x 114.0" x 80.0"	1286 lbs.	\$15200
Canopy, Two Power Garages w/ Lighting	30.0" x 114.0" x 80.0"	1291 lbs.	\$15560
Canopy, w/ Lighting	30.0" x 114.0" x 80.0"	1282 lbs.	\$15030
Solar Canopy, One Power Garage	30.0" x 114.0" x 80.0"	1305 lbs.	\$19660
Solar Canopy, Two Power Garages	30.0" x 114.0" x 80.0"	1309 lbs.	\$20060
Solar Canopy, w/Lighting	30.0" x 114.0" x 80.0"	1036 lbs.	\$20060
Solar Canopy, One Power Garage w/ Lighting	30.0" x 114.0" x 80.0"	1310 lbs.	\$20260
Solar Canopy, Two Power Garages w/ Lighting	30.0" x 114.0" x 80.0"	1310 lbs.	\$20570

Go OutdoorTable Dining Ht	Go OutdoorTable Standing Ht	Go OutdoorTable Standing Ht Canopy	Go OutdoorTable Standing Ht Canopy Solar
GFCI Hardwired	USB Hardwired	USB Solar	

Grasshopper Bench OMNIA/NCPA DISCOUNT 5% OFF NET

To order, specify Grasshopper bench and select standard Escofet UHPC color. Check materials link on product page for Escofet's standard UHPC color offerings. See installation guide for important information.

Grasshopper Bench

	Size (d x h x l)	Ship Weight	Price (USD)
Bench	18.0" x 18.0" x 63.0"	639 lbs.	\$1650

grasshopper bench

Grasshopper Table OMNIA/NCPA DISCOUNT 5% OFF NET

To order, specify Grasshopper table and select standard Escofet UHPC color. Check materials link on product page for Escofet's standard UHPC color offerings. See installation guide for important information.

Grasshopper Table

	Size (d x h x l)	Ship Weight	Price (USD)
Table	35.0" x 39.0" x 75.0"	1731 lbs.	\$2760

grasshopper table

Grenadier™ Ash Urn

To order: Specify collection, model description and powdercoat color. Removable option recommended in unprotected areas. Ships fully assembled.

Grenadier Ash Urn

	Size (d x w x h)	Ship Weight	Price (USD)
Removable	10.0" x 10.0" x 35.0"	18 lbs.	\$650
Freestanding	10.0" x 10.0" x 35.0"	17 lbs.	\$650
Wall Mount	5.0" x 4.0" x 12.0"	9 lbs.	\$600

freestanding removable wall mount

Gretchen™ Bench

To order: Specify collection name, model description, PolySite™ or wood. For wood, specify wood type. For PolySite, specify color. Available freestanding/ surface mount only. Specify powdercoat color for metal components. Bench ships fully assembled. Check Materials/Colors link on website for species.

Gretchen Backless Bench

	Size (d x h x l)	Ship Weight	Price (USD)
Polysite, 72"	22.0" x 17.0" x 72.0"	145 lbs.	\$1860
Basic Exterior Woods no Finish, 72"	22.0" x 17.0" x 72.0"	165 lbs.	\$1880
Premium Exterior Woods no Finish, 72"	22.0" x 17.0" x 72.0"	95 lbs.	\$2140
Basic Interior Woods LF-80 Finish, 72"	22.0" x 17.0" x 72.0"	110 lbs.	\$1960
Premium Interior Woods LF-80 Finish, 72"	22.0" x 17.0" x 72.0"	110 lbs.	\$2620
Basic Exterior Woods no Finish, 96"	22.0" x 17.0" x 72.0"	205 lbs.	\$2140
Premium Exterior Woods no Finish, 96"	22.0" x 17.0" x 96.0"	125 lbs.	\$2500
Basic Interior Woods LF-80 Finish, 96"	22.0" x 17.0" x 96.0"	145 lbs.	\$2210
Premium Interior Woods LF-80 Finish, 96"	22.0" x 17.0" x 96.0"	145 lbs.	\$2950

Gretchen Backed Bench

	Size (d x h x l)	Ship Weight	Price (USD)
Polysite, 72"	25.0" x 32.0" x 72.0"	160 lbs.	\$2120
Basic Exterior Woods no Finish, 72"	25.0" x 32.0" x 72.0"	190 lbs.	\$2400
Premium Exterior Woods no Finish, 72"	25.0" x 32.0" x 72.0"	110 lbs.	\$2770
Basic Interior Woods LF-80 Finish, 72"	25.0" x 32.0" x 72.0"	125 lbs.	\$2490
Premium Interior Woods LF-80 Finish, 72"	25.0" x 32.0" x 72.0"	125 lbs.	\$3240
Basic Exterior Woods no Finish, 96"	25.0" x 32.0" x 96.0"	235 lbs.	\$2720
Premium Exterior Woods no Finish, 96"	25.0" x 32.0" x 96.0"	145 lbs.	\$3200
Basic Interior Woods LF-80 Finish, 96"	25.0" x 32.0" x 96.0"	160 lbs.	\$2880
Premium Interior Woods LF-80 Finish, 96"	25.0" x 32.0" x 96.0"	160 lbs.	\$3650

Gretchen Backed Bench w/Armrests

	Size (d x h x l)	Ship Weight	Price (USD)
Polysite, 72"	25.0" x 32.0" x 72.0"	165 lbs.	\$2470
Basic Exterior Woods no Finish, 72"	25.0" x 32.0" x 72.0"	195 lbs.	\$2730
Premium Exterior Woods no Finish, 72"	25.0" x 32.0" x 72.0"	115 lbs.	\$3140
Basic Interior Woods w/LF-80 Finish, 72"	25.0" x 32.0" x 72.0"	130 lbs.	\$2820
Premium Interior Woods w/LF-80 Finish, 72"	25.0" x 32.0" x 72.0"	130 lbs.	\$3600
Basic Exterior Woods no Finish, 96"	25.0" x 32.0" x 96.0"	240 lbs.	\$3060
Premium Exterior Woods no Finish, 96"	25.0" x 32.0" x 96.0"	150 lbs.	\$3570
Basic Interior Woods w/LF-80 Finish, 96"	25.0" x 32.0" x 96.0"	180 lbs.	\$3190
Premium Interior Woods w/LF-80 Finish, 96"	25.0" x 32.0" x 96.0"	180 lbs.	\$4030

72" backless	96" backless	72" backed	72" backed loop arms
72" backed ornamental arms	96" backed	96" backed loop arms	96" backed ornamental arms

Gretchen™ Litter Receptacles

To order: Specify collection name, model description and top- or side-opening, wood type, polysite color and powdercoat color for lid. Stormcloud polyethylene liner included with each unit. Available freestanding/surface mount only. Ships fully assembled. Unit is emptied by lifting trash bag from the top.

Gretchen Top Opening

	Size (d x h x c)	Ship Weight	Price (USD)
Polysite	25.0" x 22.0" x 25.0 Gal.	130 lbs.	\$1510
Basic Exterior Woods no Finish	25.0" x 22.0" x 25.0 Gal.	140 lbs.	\$1700
Premium Exterior Woods no Finish	25.0" x 22.0" x 25.0 Gal.	80 lbs.	\$2200
Basic Interior Woods LF-80 Finish	25.0" x 22.0" x 25.0 Gal.	110 lbs.	\$1990

Premium Interior Woods LF-80 Finish	25.0" x 22.0" x 25.0 Gal.	95 lbs.	\$2660
-------------------------------------	---------------------------	---------	--------

Gretchen Side Opening

	Size (d x h x c)	Ship Weight	Price (USD)
Polysite	25.0" x 22.0" x 25.0 Gal.	135 lbs.	\$1570
Basic Exterior Woods no Finish	25.0" x 22.0" x 25.0 Gal.	145 lbs.	\$1740
Premium Exterior Woods no Finish	25.0" x 22.0" x 255.0 Gal.	175 lbs.	\$2250
Basic Interior Woods LF-80 Finish	25.0" x 22.0" x 25.0 Gal.	115 lbs.	\$2030
Premium Interior Woods LF-80 Finish	25.0" x 22.0" x 25.0 Gal.	100 lbs.	\$2720

Gretchen Options

	Size (d x d)	Ship Weight	Price (USD)
Sand Pan for Side Opening Receptacles	11.0" x 1.5"		\$160

Top Open Side Open | ash pan

Gretchen™ Picnic Table

To order: Specify collection name, model description and freestanding or surface mount. Select powdercoat color for metal support, and specify with or without umbrella hole. For wood, specify wood type. For PolySite, specify color. Some assembly required. ADA compliant style is available. Contact Landscape Forms for details. Check Materials/Colors link on website for species.

Gretchen Picnic Table

	Size (w x l x h)	Ship Weight	Price (USD)
Polysite	58.0" x 54.0" x 30.0"	310 lbs.	\$3340
Basic Exterior Woods no Finish	58.0" x 54.0" x 30.0"	345 lbs.	\$3360
Premium Exterior Woods no Finish	58.0" x 54.0" x 30.0"	290 lbs.	\$4470
Basic Interior Woods LF-80 Finish	58.0" x 54.0" x 30.0"	290 lbs.	\$3990
Premium Interior Woods LF-80 Finish	58.0" x 54.0" x 30.0"	250 lbs.	\$4950

Picnic Table Picnic Table | umbrella hole

Guide Bollard

Guide Removable

	Size (d x w x h)	Ship Weight	Price (USD)
w/o LED Lighting	8.8" x 8.8" x 44.0"	95 lbs.	\$1580

Guide Bollard

Gus Planter

To order: Specify collection name, and model description. Select powdercoat color for panels and frame, and seat, if aluminum seat is specified. Planter is freestanding. Black polyethylene liner ships with each planter unless a seat insert is specified. If wood seat is specified, check Materials/ Colors on website for species and select wood type. Gus ships fully assembled. Refer to UrbanEdge Workbook for configuration details.

Gus Planter

	Size (d x h x l x c)	Ship Weight	Price (USD)
18" High, Straight	22.0" x 18.0" x 48.0" x 18.0 Gal.	235 lbs.	\$3940
18" High, Straight, Alum. Seat Insert	22.0" x 18.0" x 48.0" x 18.0 Gal.	245 lbs.	\$4210
24" High, Straight	22.0" x 24.0" x 48.0" x 24.0 Gal.	265 lbs.	\$4180

Gus Planter - 18" High, Straight, Wood

	Size (d x h x l x c)	Ship Weight	Price (USD)
Basic Exterior Woods, no Finish	22.0" x 18.0" x 48.0" x 18.0 Gal.	240 lbs.	\$4040
Premium Exterior Woods, no Finish	22.0" x 18.0" x 48.0" x 18.0 Gal.	240 lbs.	\$4370
Basic Interior w/LF 80 Finish	22.0" x 18.0" x 48.0"	240 lbs.	\$4160
Premium Interior w/LF 80 Finish	22.0" x 18.0" x 48.0"	240 lbs.	\$4500

24" high | straight 18" high | straight 18" high | straight | seat insert

Harpo Bench

To Specify: Specify Harpo Bench. Select length and backed or backless. Select seat material (wood or aluminum), if wood is specified, select wood type and width. Specify surface mount, embedded or freestanding, and powdercoat color. Bench ships fully assembled.

Harpo Backless Bench

	Size (d x h x l)	Ship Weight	Price (USD)
24" Aluminum	17.0" x 24.0" x 24.0"	71 lbs.	\$1070
Basic Exterior Woods, no Finish, 24"	17.0" x 24.0" x 24.0"	72 lbs.	\$630
Premium Exterior Woods, no Finish, 24"	17.0" x 24.0" x 24.0"	75 lbs.	\$820
Basic Interior Woods w/LF 80 Finish, 24"	17.0" x 24.0" x 24.0"	72 lbs.	\$1060
Premium Interior Woods w/LF 80 Finish, 24"	17.0" x 24.0" x 24.0"	75 lbs.	\$1240
69" Aluminum	17.0" x 69.0" x 69.0"	136 lbs.	\$1410
Basic Exterior Woods, no Finish, 69"	17.0" x 69.0" x 69.0"	142 lbs.	\$1150
Premium Exterior Woods, no Finish, 69"	17.0" x 69.0" x 69.0"	145 lbs.	\$1340
Basic Interior Woods w/LF 80 Finish, 69"	17.0" x 69.0" x 69.0"	142 lbs.	\$1570
Premium Interior Woods w/LF 80 Finish, 69"	17.0" x 69.0" x 69.0"	145 lbs.	\$1780

Harpo Backed Bench

	Size (d x h x l)	Ship Weight	Price (USD)
24" Aluminum	17.0" x 31.0" x 24.0"	96 lbs.	\$1450
Basic Exterior Woods, no Finish, 24"	17.0" x 31.0" x 24.0"	98 lbs.	\$870
Premium Exterior Woods, no Finish, 24"	17.0" x 31.0" x 24.0"	101 lbs.	\$1050
Basic Interior Woods w/LF 80 Finish, 24"	17.0" x 31.0" x 24.0"	98 lbs.	\$1280
Premium Interior Woods w/LF 80 Finish, 24"	17.0" x 31.0" x 24.0"	101 lbs.	\$1480
69" Aluminum	17.0" x 31.0" x 69.0"	170 lbs.	\$1950
Basic Exterior Woods, no Finish, 69"	17.0" x 31.0" x 69.0"	178 lbs.	\$1650
Premium Exterior Woods, no Finish, 69"	17.0" x 31.0" x 69.0"	183 lbs.	\$1900
Basic Interior Woods w/LF 80 Finish, 69"	17.0" x 31.0" x 69.0"	178 lbs.	\$2060
Premium Interior Woods w/LF 80 Finish, 69"	17.0" x 31.0" x 69.0"	183 lbs.	\$2340

24" backless bench narrow slats	24" backless bench wide aluminum slats	24" backless bench wide wood slats	69" backless bench narrow slats
69" backless bench wide aluminum slats	69" backless bench wide wood slats	24" backed bench narrow slats	24" backed bench wide aluminum slats
24" backed bench wide wood slats	69" backed bench narrow slats	69" backed bench wide aluminum slats	69" backed bench wide wood slats

Harpo Chaise Lounge

To Order: Specify product, wood, and powdercoat color. Available in Jarrah and Domestically Sourced Thermally Modified Ash (interior or exterior finishes). Harpo Chaise Lounge ships fully assembled. Chaise Lounge is freestanding/surface mount only. Supports will be shipped with pre-installed glides that can be removed for surface mounting.

Harpo Chaise Lounge

Size (d x w x h)	Ship Weight	Price (USD)
------------------	-------------	-------------

Basic Exterior Woods, no Finish	59.5" x 24.5" x 37.5"	197 lbs.	\$2590
Premium Exterior Woods, no Finish	59.5" x 24.5" x 37.5"	197 lbs.	\$2860
Basic Interior Woods w/LF 80 Finish	59.5" x 24.5" x 37.5"	197 lbs.	\$2990
Premium Interior Woods w/LF 80 Finish	59.5" x 24.5" x 37.5"	197 lbs.	\$3270

Harpo Double Chaise Lounge

	Size (d x w x h)	Ship Weight	Price (USD)
Premium Exterior Woods, no Finish	59.3" x 24.5" x 37.5"	0 lbs.	\$3340
Premium Interior Woods, LF-80	59.3" x 24.5" x 37.5"	0 lbs.	\$3760

chaise lounge double chaise lounge

Harpo Lounge Chair

To Specify: Specify Harpo Lounge Chair. Select wood type and powdercoat color. Specify surface mount, embedded or freestanding. Lounge Chair ships fully assembled.

Harpo Lounge Chair

	Size (d x w x h)	Ship Weight	Price (USD)
Basic Exterior Woods, no Finish	32.3" x 24.5" x 35.5"	117 lbs.	\$1860
Premium Exterior Woods, no Finish	32.3" x 24.5" x 35.5"	117 lbs.	\$2080
Basic Interior Woods w/LF 80 Finish	32.3" x 24.5" x 35.5"	117 lbs.	\$2260
Premium Interior Woods w/LF 80 Finish	32.3" x 24.5" x 35.5"	117 lbs.	\$2510

lounge chair

Harpo Table

To Specify: Specify Harpo Table, select wood type and powdercoat color. Select table length, 69" or 118". Table is available surface mount only. Table ships fully assembled.

Harpo Table

	Size (d x w x h)	Ship Weight	Price (USD)
Basic Exterior Woods, no Finish, 69"	69.0" x 32.5" x 32.5"	260 lbs.	\$2980
Premium Exterior Woods, no Finish, 69"	69.0" x 32.5" x 32.5"	260 lbs.	\$3260
Basic Interior w/LF 80 Finish, 69"	69.0" x 32.5" x 32.5"	260 lbs.	\$3410
Premium Interior w/LF 80 Finish, 69"	69.0" x 32.5" x 32.5"	260 lbs.	\$3680
Basic Exterior Woods, no Finish, 118"	118.0" x 32.5" x 32.5"	355 lbs.	\$4010
Premium Exterior Woods, no Finish, 118"	118.0" x 32.5" x 32.5"	355 lbs.	\$4360
Basic Interior w/LF 80 Finish, 118"	118.0" x 32.5" x 32.5"	355 lbs.	\$4430
Premium Interior w/LF 80 Finish, 118"	118.0" x 32.5" x 32.5"	355 lbs.	\$4770

69" table 118" table

Harvest Bench

Specify Harvest bench, select dining or standing height, mounting style, powdercoat and HDPE colors, and select optional accessories (bag hanger - standing height only). Bench does not ship fully assembled.

Harvest Bench

	Size (d x w x h)	Ship Weight	Price (USD)
94" Dining Height bench	21.0" x 94.0" x 18.8"	90 lbs.	\$1710
46" Standing Height bench	21.0" x 45.5" x 29.0"	125 lbs.	\$1640

46" Dining Height Bench 21.0" x 45.5" x 18.8" 0 lbs. \$1380

Harvest Bench Accessories

	Ship Weight	Price (USD)
bag hanger(s)		\$30

Harvest Bench Mounting Option

	Ship Weight	Price (USD)
Surface Mounting		\$110

dining height | bench standing height | bench

Harvest Table

To order: Select Harvest table, mounting style, powdercoat color for supports and color top. Table can be freestanding or surface mount and pairs with the Harvest bench. Specify with or without luminaire (6" or 14.25"). Table does not ship full assembled.

Harvest Table

	Size (d x w x h)	Ship Weight	Price (USD)
Dining Height	47.8" x 94.8" x 30.3"	350 lbs.	\$2940
Standing Height	36.8" x 94.8" x 40.0"	325 lbs.	\$3120

Harvest Table Mounting Option

	Ship Weight	Price (USD)
Surface Mounting		\$110

Harvest Table Light Accessory

	Size (d x h x l)	Ship Weight	Price (USD)
6" Tall Luminaire	0.0" x 0.0" x 0.0"		\$1190
14.25" Tall Luminaire	0.0" x 0.0" x 0.0"		\$1190

dining height | table dining | table | 6" light dining | table | 14.25" light standing height | table
 standing | table | 6" light standing | table | 14.25" light

Hebi Seating OMNIA/NCPA DISCOUNT 5% OFF NET

To order, specify collection, model description, and standard color. Bridged sections must be embedded, solid sections can be freestanding or embedded. Hebi has an acid-etched/waterproofed finish. Visit landscapeforms.com for standard color options. See installation guide for important information.

Hebi Bench

	Size (d x h x l)	Ship Weight	Price (USD)
Straight Solid	28.0" x 18.0" x 114.0"	3958 lbs.	\$2270
Straight Bridged	28.0" x 18.0" x 114.0"	2194 lbs.	\$2470
74" Arc, Solid	43.0" x 18.0" x 120.0"	3958 lbs.	\$2270
74" Arc, Bridged	43.0" x 18.0" x 120.0"	2194 lbs.	\$2470

straight | solid 74" arc | bridged 74" arc | solid straight | bridged

Humo Ash Urn

To order: Specify collection and product name. Must be surface mounted; mounting hardware included. Ships fully assembled.

Humo Ash Urn

	Size (d x h x c)	Ship Weight	Price (USD)
Ash Urn	5.2" x 36.0" x 1.3 Gal.	30 lbs.	\$1730

ash urn

Jessie Railing System

To order: Specify collection name, and model description. The Jessie Rail system can be specified as a Basic Unit or a Basic Unit with Expansion Units. The Basic Unit consists of two end supports and one intermediate support. The Expansion Unit consists of one intermediate support and may be specified to lengthen the Basic Unit in 48" increments. Select powdercoat color for top, and supports. See Jessie installation guide for assembly/ installation instructions and configuration details.

Jessie Rail Top, Basic Unit

	Size (d x h x l)	Ship Weight	Price (USD)
Open, Surface Mount	6.0" x 42.0" x 106.0"	160 lbs.	\$1820
Open, Embedded	5.0" x 50.0" x 106.0"	160 lbs.	\$1510
Backrest, Surface Mount	6.0" x 42.0" x 106.0"	215 lbs.	\$2470
Backrest, Embedded	5.0" x 50.0" x 106.0"	220 lbs.	\$2190
Mesh Infill, Surface Mount	6.0" x 42.0" x 106.0"	310 lbs.	\$3460
Mesh Infill, Embedded	5.0" x 50.0" x 106.0"	310 lbs.	\$3160

Jessie Rail Top, Expansion Unit

	Size (d x h x l)	Ship Weight	Price (USD)
Open, Surface Mount	6.0" x 42.0" x 50.0"	120 lbs.	\$630
Open, Embedded	5.0" x 50.0" x 50.0"	120 lbs.	\$540
Backrest, Surface Mount	6.0" x 42.0" x 50.0"	145 lbs.	\$990
Backrest, Embedded	5.0" x 50.0" x 50.0"	150 lbs.	\$890
Mesh Infill, Surface Mount	6.0" x 42.0" x 50.0"	245 lbs.	\$1490
Mesh Infill, Embedded	5.0" x 50.0" x 50.0"	245 lbs.	\$1370

Jessie Bar Top, Basic Unit

	Size (d x h x l)	Ship Weight	Price (USD)
Open, Surface Mount	12.0" x 42.0" x 106.0"	220 lbs.	\$2900
Open, Embedded	12.0" x 50.0" x 106.0"	225 lbs.	\$2600
Backrest, Surface Mount	12.0" x 42.0" x 106.0"	280 lbs.	\$3560
Backrest, Embedded	12.0" x 50.0" x 106.0"	285 lbs.	\$3290
Mesh Infill, Surface Mount	12.0" x 42.0" x 106.0"	370 lbs.	\$4560
Mesh Infill, Embedded	12.0" x 50.0" x 106.0"	375 lbs.	\$4250

Jessie Bar Top, Expansion Unit

	Size (d x h x l)	Ship Weight	Price (USD)
Open, Surface Mount	12.0" x 42.0" x 50.0"	130 lbs.	\$1090
Open, Embedded	12.0" x 50.0" x 50.0"	130 lbs.	\$970
Backrest, Surface Mount	12.0" x 42.0" x 50.0"	160 lbs.	\$1410
Backrest, Embedded	12.0" x 50.0" x 50.0"	160 lbs.	\$1330
Mesh Infill, Surface Mount	12.0" x 42.0" x 50.0"	260 lbs.	\$1910
Mesh Infill, Embedded	12.0" x 50.0" x 50.0"	260 lbs.	\$1820

rail top backrest surface mount	rail top mesh infill embedded	rail top open embedded	bar top backrest embedded
bar top mesh infill surface mount	bar top open embedded	bar top open one expansion units embedded	bar top open surface mount
bar top open two expansion units embedded			

To order, specify Jules 80cm or Jim 140cm, and select standard Escofet UHPC color. Check materials link on product page for Escofet's standard UHPC color offerings. See installation guide for important information.

Jules et Jim Planter

	Size (d x h x l)	Ship Weight	Price (USD)
Jules Planter	88.0" x 31.0" x 81.0"	3104 lbs.	\$5380
Jim Planter	88.0" x 54.0" x 81.0"	3701 lbs.	\$5240

jules jim

Kaleidoscope® OS Shelter

To order: Select a structure. Specify two, three or four posts, to create one, two or three bays. Standard solid panel offset canopies are made to fit. Optional backed or backless Plexus or Presidio seats, with or without intermediate arms may be specified. Specify surface mount or below grade mounting. Lighting is also optional. Select standard hard-wired lighting, or create a Smart Shelter with state-of-the-art solar powered LED lighting. Specify powdercoat color. See Kaleidoscope Installation guide for ground preparation and footing information, and assembly instructions.

Kaleidoscope Straight Canopy Units

	Size (l x d x h)	Ship Weight	Price (USD)
2 Posts, One Bay	116.3" x 87.3" x 106.5"	1311 lbs.	\$15020
3 Posts, Two Bays	201.8" x 87.3" x 106.5"	2065 lbs.	\$23390
4 Posts, Three Bays	287.3" x 87.3" x 106.5"	2819 lbs.	\$31770

Kaleidoscope Canopy Benches

	Ship Weight	Price (USD)
Plexus Backless 3 Seat Unit	144 lbs.	\$2040
Plexus Backless 3 Seat Unit, with 2 Intermediate Arms	164 lbs.	\$2370
Plexus Backed 3 Seat Unit	189 lbs.	\$2520
Plexus Backed 3 Seat Unit, w/2 Intermediate Arms	209 lbs.	\$2850
Presidio Backless 3 Seat Unit	252 lbs.	\$2990
Presidio Backless 3 Seat Unit, w/2 Intermediate Arms	256 lbs.	\$3180
Presidio Backed 3 Seat Unit	384 lbs.	\$3580
Presidio Backed 3 Seat Unit, w/2 Intermediate Arms	388 lbs.	\$3780

Kaleidoscope Canopy Lighting

	Ship Weight	Price (USD)
Low Voltage Lighting, 2 Post Unit (2 Light Fixtures, 2 Transformers)	100 lbs.	\$1120
Low Voltage Lighting, 3 Post Unit (4 Light Fixtures, 4 Transformers)	200 lbs.	\$2240
Low Voltage Lighting, 4 Post Unit (6 Light Fixtures, 6 Transformers)	300 lbs.	\$3350

[presidio backed](#)
 [presidio backless](#)
 [plexus backed](#)
 [plexus backless](#)
[below grade mounting | one bay](#)
 [below grade mounting | two bay](#)
 [below grade mounting | three bay](#)

Key Bike Rack

Key Bike Rack design is protected by European Community Design RCD 000500947. To order: Specify collection and product name. Specify Grey, Yellow or Red; base comes standard in silver powdercoat. Key must be embedded and ships fully assembled. Key can secure two bicycles to rack. Key meets APBP guidelines.

Key Bike Rack

	Size (d x h x l)	Ship Weight	Price (USD)
Bike Rack	3.0" x 23.0" x 32.0"	25 lbs.	\$740

Key Bike Rack

Lakeside® Bench

To order: Specify collection name, backed or backless and powdercoat color. Specify panel design: grass, leaf or picket fence. Select polysite, color or wood type for picket fence. Lakeside bench comes standard with freestanding/surface mount support. To order custom design, contact your Landscape Forms sales representative. Bench ships fully assembled. Check Materials/Colors link on website for species.

Lakeside Backless Bench

	Size (d x h x l)	Ship Weight	Price (USD)
Grass or Leaves Panel	19.0" x 18.0" x 67.0"	235 lbs.	\$2470
Picket Fence - Polysite	19.0" x 18.0" x 67.0"	230 lbs.	\$2680
Picket Fence - Basic Exterior Woods, no Finish	19.0" x 18.0" x 67.0"	230 lbs.	\$2510
Picket Fence - Premium Exterior Woods, no Finish	19.0" x 18.0" x 67.0"	230 lbs.	\$2820
Custom Design	19.0" x 18.0" x 67.0"	235 lbs.	\$2880

Lakeside Backed Bench

	Size (d x h x l)	Ship Weight	Price (USD)
Grass or Leaves Panels	24.0" x 35.0" x 67.0"	300 lbs.	\$2880
Picket Fence - Polysite	24.0" x 35.0" x 67.0"	290 lbs.	\$3080
Picket Fence - Basic Exterior Woods, no Finish	24.0" x 35.0" x 67.0"	290 lbs.	\$2910
Picket Fence - Premium Exterior Woods, no Finish	24.0" x 35.0" x 67.0"	290 lbs.	\$3230
Custom Design	24.0" x 35.0" x 67.0"	300 lbs.	\$3190

backless bench | grass panel backless bench | leaf panel backless bench | picket fence backed bench | grass panels
 backed bench | leaf panels backed bench | picket fence

Lakeside® Litter Receptacles

To order: Specify collection name, model description, panel design and powdercoat color. Black polyethylene liner included with each unit. To order custom design, contact your Landscape Forms sales representative. Litter ships fully assembled. Unit is emptied by lifting trash bag from the top.

Lakeside Litter Top Opening

	Size (d x h x c)	Ship Weight	Price (USD)
Plain	21.0" x 36.0" x 35.0 Gal.	160 lbs.	\$1610
Grass or Leaves Design	21.0" x 36.0" x 35.0 Gal.	160 lbs.	\$1700
Custom Design	21.0" x 36.0" x 35.0 Gal.	160 lbs.	\$1880

Lakeside Litter Side Opening

	Size (d x h x c)	Ship Weight	Price (USD)
Plain	21.0" x 36.0" x 30.0 Gal.	155 lbs.	\$1690
Grass or Leaves Design	21.0" x 36.0" x 30.0 Gal.	155 lbs.	\$1750
Custom Design	21.0" x 36.0" x 30.0 Gal.	155 lbs.	\$1960

top opening | plain top opening | grass design top opening | leaf design side opening | plain
 side opening | grass design side opening | leaf design

Lakeside® Planter

To order: Select family name and model description. Select powdercoated metal color. Specify panel design: plain, grass, leaf or contact your Landscape Forms sales representative for a custom design. Black polyethylene liner included with each unit and select liner colors are available for an additional upcharge. Planters are freestanding and ship fully assembled.

Lakeside Planter

	Size (d x h)	Ship Weight	Price (USD)
Plain w/Black Liner	36.0" x 23.0"	193 lbs.	\$1220
Grass or Leaves Design w/Black Liner	36.0" x 23.0"	193 lbs.	\$1220
Custom Design w/Black Liner	36.0" x 23.0"	193 lbs.	\$1390

Lakeside Planter Options

	Size (d x h)	Ship Weight	Price (USD)
Polyethylene Liner - Grass	34.0" x 22.1"	20 lbs.	\$90
Polyethylene Liner - Daisy	34.0" x 22.1"	20 lbs.	\$90
Polyethylene Liner - Sky	34.0" x 22.1"	20 lbs.	\$90

plain design grass design leaf design

Larkspur Series Planter **NOT OFFERED ON CONTRACT**

To order: Select Kornegay Planter. After that, select Larkspur Planter, then Planter Model, Concrete Color, Sealant Option and Finish/Sandblasting Option. 2-3/8" Drain Hole is standard. Prices are shown for Natural Gray color. 15% upcharge for Standard Colors. 25% upcharge for Non-Standard Colors. 8% upcharge for Sealer. \$265 upcharge for Sandblasting.

Larkspur Planter

	Size (d x h)	Ship Weight	Price (USD)
LS-24	36.0" x 24.0"	800 lbs.	\$1010
LS-30	48.0" x 30.0"	1707 lbs.	\$2000
LS-48	32.0" x 48.0"	1432 lbs.	\$1520

Lena Planter **OMNIA/NCPA DISCOUNT 5% OFF NET**

To order, specify collection, model description, and standard color. Planters are freestanding, and have an acid-etched/waterproofed finish. Visit landscapeforms.com for standard color options. See installation guide for important information.

Lena Planter

	Size (d x h x c)	Ship Weight	Price (USD)
Planter	93.0" x 39.0" x 528.0 Gal.	2397 lbs.	\$3270

planter

Levit Bench **OMNIA/NCPA DISCOUNT 5% OFF NET**

To order, specify collection, model description, and standard color. Levit must be surface mounted below grade, and has a polished stone/waterproofed finish. Visit landscapeforms.com for standard color options. See installation guide for important information.

Levit Bench

	Size (d x h x l)	Ship Weight	Price (USD)
79"	28.0" x 17.0" x 79.0"	1203 lbs.	\$3160
158"	28.0" x 17.0" x 158.0"	2305 lbs.	\$4510

LINE NOT OFFERED ON CONTRACT

LINE is available as standard in 8 panel types and is priced by the linear foot. All panel types are available with a matching gate option. Gate hardware (hinges, handle mechanism) are included with an order; bespoke hardware may be specified as a custom. All panel types are available in 4' and 6' panel heights. Posts are spaced at 6" intervals for 4' height panels, and at 4" intervals for 6' height panels as standard; modified post spacing is available to accommodate a specific site plan. To order, select panel type, panel height, length in feet (total linear feet of paneling needed), total number of gates needed, and powdercoat color(s).

4ft tall Panel (price per linear foot of length)

	Ship Weight	Price (USD)
Perf Panel	86 lbs.	\$630
1/2 Horizontal Slats	57 lbs.	\$360
1/2 Vertical Pickets	59 lbs.	\$450
Vertical Louvered	84 lbs.	\$520
Vertical Straight Paneled	59 lbs.	\$470
1 " Horizontal Slats	50 lbs.	\$370
3" Vertical Pickets	69 lbs.	\$450

6ft tall Panel (price per linear foot of length)

	Ship Weight	Price (USD)
Perf Panel	83 lbs.	\$970
1/2 Horizontal Slats	61 lbs.	\$530
1/2 Vertical Pickets	58 lbs.	\$680
Vertical Louvered	78 lbs.	\$790
Vertical Straight Paneled	54 lbs.	\$690
1 " Horizontal Slats	54 lbs.	\$550
3" Vertical Pickets	65 lbs.	\$670

4x4 Gate (price per linear foot of length)

	Ship Weight	Price (USD)
Perf Panel	84 lbs.	\$2760
1/2 Horizontal Slats	60 lbs.	\$1460
1/2 Vertical Pickets	59 lbs.	\$1430
Vertical Louvered	75 lbs.	\$1560
Vertical Straight Paneled	65 lbs.	\$1750
1 " Horizontal Slats	66 lbs.	\$1440
3" Vertical Pickets	72 lbs.	\$1360

6X4 Gate (price per linear foot of length)

	Ship Weight	Price (USD)
Perf Panel		\$3290
1/2 Horizontal Slats		\$1720
1/2 Vertical Pickets		\$1690
Vertical Louvered		\$1830
Vertical Straight Paneled		\$2060
1 " Horizontal Slats		\$1710
3" Vertical Pickets		\$1610

Perforated Panel copy

Half Inch Vertical Rod copy

Vertical Louver Straight copy

Half Inch Horizontal Rod copy

Gate option (available for all panel types) copy

One Inch Horizontal Slat copy

Vertical Picket copy

Vertical Louver Angled copy

To Specify Link, bench style (inline or piano key) and select mounting style (straight concrete block, metal supports, top of wall, or wall mount). If metal supports are specified, select the number of bench segments you will have ganged together. Select bench style (inline – straight or miter or piano key – straight, 96" radius or 140" radius), optional back(s) and arm(s). Choose powdercoat color and wood type, and if applicable, Meldstone color. Benches do not ship fully assembled.

Link Inline Straight Bench

	Size (d x l x h)	Ship Weight	Price (USD)
Straight Inline, backless (basic wood)	23.5" x 87.5" x 18.3"		\$2420
Straight Inline, backless (premium wood)	23.5" x 87.5" x 18.3"		\$2800
Straight Inline, full back (basic wood)	25.3" x 87.5" x 33.8"		\$2990
Straight Inline, full back (premium wood)	25.3" x 87.5" x 33.8"		\$3540
Straight Inline, partial back (basic wood)	25.3" x 87.5" x 33.8"		\$2800
Straight Inline, partial back (premium wood)	25.3" x 87.5" x 33.8"		\$3350

Link Inline Miter Bench

	Size (d x l x h)	Ship Weight	Price (USD)
Inline, left or right miter, backless (basic wood)	23.5" x 86.5" x 18.3"		\$2420
Inline, left or right miter, backless (premium wood)	23.5" x 86.5" x 18.3"		\$2800
Inline, left or right miter, partial back (basic wood)	25.3" x 86.5" x 33.8"		\$2800
Inline, left or right miter, partial back (premium wood)	25.3" x 86.5" x 33.8"		\$3350
Inline, left or right miter, full back (basic wood)	25.3" x 86.5" x 33.8"		\$2990
Inline, left or right miter, full back (premium wood)	25.3" x 86.5" x 33.8"		\$3540

Link Piano Key Straight Bench

	Size (d x l x h)	Ship Weight	Price (USD)
Piano Key, straight, backless (basic wood)	23.5" x 87.5" x 18.3"		\$2420
Piano Key, straight, backless (premium wood)	23.5" x 87.5" x 18.3"		\$2800
Piano Key, straight, partial back (basic wood)	25.3" x 87.5" x 33.8"		\$2940
Piano Key, straight, partial back (premium wood)	25.3" x 87.5" x 33.8"		\$3470
Piano Key, straight, full back (basic wood)	25.3" x 87.5" x 33.8"		\$3250
Piano Key, straight, full back (premium wood)	25.3" x 87.5" x 33.8"		\$3810

Link Piano Key 96" or 140" Radius Bench

	Size (d x l x h)	Ship Weight	Price (USD)
Piano Key, 96" radius, backless (basic wood)	30.0" x 85.0" x 18.3"		\$2530
Piano Key, 96" radius, backless (premium wood)	30.0" x 85.0" x 18.3"		\$2950
Piano Key, 96" radius, partial back (basic wood)	31.5" x 85.0" x 33.8"		\$3050
Piano Key, 96" radius, partial back (premium wood)	31.5" x 85.0" x 33.8"		\$3610
Piano Key, 96" radius, full back (basic wood)	31.5" x 85.0" x 33.8"		\$3370
Piano Key, 96" radius, full back (premium wood)	31.5" x 85.0" x 33.8"		\$3940

Link Bench Arm Styles

	Ship Weight	Price (USD)
Arms, backless (per arm)		\$330
Arms, full back (per arm)		\$330

Link Bench Supports

	Ship Weight	Price (USD)
Straight Concrete Block		\$990
Metal Supports (No upcharge - included in the price of backless)		\$0
Wall Mount (No upcharge - included in the price of backless)		\$0
Top of Wall Mount (No upcharge - included in the price of backless)		\$0

96" radius piano key	140" radius piano key	left miter inline	right miter inline
straight inline	straight piano key	top of wall mount	metal T support
metal support	concrete block		

Loop Bike Rack

To order: Specify powdercoat. Loop must be embedded and ships fully assembled. Loop can secure two bicycles parked parallel to rack.

Loop Bike Rack

	Size (d x w x h)	Ship Weight	Price (USD)
Bike Rack	14.0" x 36.0" x 31.0"	25 lbs.	\$500

bike rack

Lungo Mare Seating OMNIA/NCPA DISCOUNT 5% OFF NET

To order, specify collection, model description, and standard color. Benches are freestanding. Lungo Mare has a soft acid-treated finish. Visit landscapeforms.com for standard color options. See installation guide for important information.

Lungo Mare

	Size (d x h x l)	Ship Weight	Price (USD)
Module A	79.0" x 35.0" x 158.0"	6715 lbs.	\$10480
Module B	79.0" x 35.0" x 79.0"	3407 lbs.	\$5100
Module C	79.0" x 35.0" x 79.0"	3407 lbs.	\$5100

module A module B module C

Marneaux Solid Surface Table

To order: Specify Marneaux model, table shape, size dimensions; and solid surface color. Other choices: support choice, freestanding or surface mount (see important guidelines below), support powdercoat color, with or without umbrella hole. Some assembly required. **Important guidelines when specifying umbrellas with tables. When using umbrellas with 24" or 30" tabletops, surface mount or embedded supports are required. Quad support: regardless of tabletop size, surface mount is required. Catena support: regardless of tabletop size, we strongly recommend surface mount as freestanding bases may allow table to tip in windy conditions causing damage not covered under warranty.**

Marneaux Table Top w/Catena Support

	Size (d x h)	Ship Weight	Price (USD)
30" Sq. Marneaux Solid Surface Table Top	30.0" x 29.0"	145 lbs.	\$1770
36" Sq. Marneaux Solid Surface Table Top	36.0" x 29.0"	185 lbs.	\$2010
24" Round Marneaux Solid Surface Table Top	24.0" x 29.0"	135 lbs.	\$1580
30" Round Marneaux Solid Surface Table Top	30.0" x 29.0"	145 lbs.	\$1750
36" Round Marneaux Solid Surface Table Top	36.0" x 29.0"	175 lbs.	\$1930
42" Round Marneaux Solid Surface Table Top	42.0" x 29.0"	195 lbs.	\$2190
30" x 24" Marneaux Solid Surface Table Top	30.0" x 24.0" x 29.0"	170 lbs.	\$1640
30" x 48" Marneaux Solid Surface Table Top	30.0" x 48.0" x 29.0"	190 lbs.	\$2100

Marneaux Table Top w/Other Support

	Size (d x h)	Ship Weight	Price (USD)
30" Sq. Marneaux Solid Surface Table Top	30.0" x 29.0"	95 lbs.	\$1710
36" Sq. Marneaux Solid Surface Table Top	36.0" x 29.0"	110 lbs.	\$1890
24" Round Marneaux Solid Surface Table Top	24.0" x 29.0"	85 lbs.	\$1510
30" Round Marneaux Solid Surface Table Top	30.0" x 29.0"	95 lbs.	\$1680
36" Round Marneaux Solid Surface Table Top	36.0" x 29.0"	100 lbs.	\$1770

42" Round Marneaux Solid Surface Table Top	42.0" x 29.0"	110 lbs.	\$2010
30" x 24" Marneaux Solid Surface Table Top	30.0" x 24.0" x 29.0"	95 lbs.	\$1580
30" x 48" Marneaux Solid Surface Table Top	30.0" x 48.0" x 29.0"	115 lbs.	\$1950

Masaru Series Planter **NOT OFFERED ON CONTRACT**

To order: Select Kornegay Planter. After that, select Masaru Planter, then Planter Model, Concrete Color, Sealant Option and Finish/Sandblasting Option. 2-3/8" Drain Hole is standard. Prices are shown for Natural Gray color. 15% upcharge for Standard Colors. 25% upcharge for Non-Standard Colors. 8% upcharge for Sealer. \$265 upcharge for Sandblasting.

Masaru Planter

	Size (d x h)	Ship Weight	Price (USD)
MS-18.5	60.0" x 18.5"	1555 lbs.	\$1970
MS-21.5	30.0" x 21.5"	445 lbs.	\$630
MS-27.5	45.0" x 27.5"	1135 lbs.	\$1280
MS-45.5	42.0" x 45.5"	1360 lbs.	\$1510

Mayo Bench **OMNIA/NCPA DISCOUNT 5% OFF NET**

To order, specify collection, model description, and standard color. Mayo is freestanding and has an acid- etched/waterproofed finish. Visit landscapeforms.com for standard color options. See installation guide for important information.

Mayo Bench

	Size (d x h x l)	Ship Weight	Price (USD)
87"	24.0" x 18.0" x 87.0"	1103 lbs.	\$2240
117"	34.0" x 18.0" x 117.0"	1890 lbs.	\$2820

87" bench 117" bench

Melville Bench

To order: Specify collection, model description and powdercoat color. Select aluminum or wood, and backed or backless. For wood, specify wood type. Specify with or without one or two optional dividers. Select freestanding, surface mount or embedded. Surface mount and embedded feature hidden anchor system and ships with mounting hardware. Melville bench is ships fully assembled. Check Materials/Colors link on website for species.

Melville Backless - Aluminum

	Size (d x h x l)	Ship Weight	Price (USD)
Backless Bench, Aluminum	17.0" x 22.0" x 73.0"	195 lbs.	\$2590
Backless Bench w/ 1 Divider, Aluminum	17.0" x 22.0" x 73.0"	196 lbs.	\$2720
Backless Bench w/ 2 Dividers, Aluminum	17.0" x 22.0" x 73.0"	197 lbs.	\$2880

Melville Backless - Wood

	Size (d x h x l)	Ship Weight	Price (USD)
Basic Exterior Woods, no Finish	17.0" x 22.0" x 73.0"	230 lbs.	\$1850
Premium Exterior Woods, no Finish	17.0" x 22.0" x 73.0"	230 lbs.	\$2100
Basic Interior Woods w/LF 80 Finish	17.0" x 22.0" x 73.0"	230 lbs.	\$2260
Premium Interior Woods w/LF 80 Finish	17.0" x 22.0" x 73.0"	230 lbs.	\$2540
Basic Exterior Woods, no Finish, w/1 Divider	17.0" x 22.0" x 73.0"	231 lbs.	\$1970
Preimum Exterior Woods, no Finish, w/1 Divider	17.0" x 22.0" x 73.0"	231 lbs.	\$2220
Basic Interior Woods w/LF 80 Finish, w/1 Divider	17.0" x 22.0" x 73.0"	231 lbs.	\$2380
Premium Interior Woods w/LF 80 Finish, w/1 Divider	17.0" x 22.0" x 73.0"	231 lbs.	\$2680
Divider			
Basic Exterior Woods, no Finish, w/2 Dividers	17.0" x 22.0" x 73.0"	232 lbs.	\$2110
Premium Exterior Woods, no Finish, w/2 Dividers	17.0" x 22.0" x 73.0"	232 lbs.	\$2410
Basic Interior Woods, w/LF 80 Finish, w/2 Dividers	17.0" x 22.0" x 73.0"	232 lbs.	\$2520

Premium Interior Woods, w/LF 80 Finish, w/2 Divider	17.0" x 22.0" x 73.0"	232 lbs.	\$2840
--	-----------------------	----------	--------

Melville Backed - Aluminum

	Size (d x h x l)	Ship Weight	Price (USD)
Backed Bench, Aluminum	19.0" x 30.0" x 76.0"	270 lbs.	\$2970
Backed Bench w/ 1 Divider, Aluminum	19.0" x 30.0" x 76.0"	271 lbs.	\$3100
Backed Bench w/ 2 Dividers, Aluminum	19.0" x 30.0" x 76.0"	272 lbs.	\$3250

Melville Backed - Wood

	Size (d x h x l)	Ship Weight	Price (USD)
Basic Exterior Woods, no Finish	19.0" x 30.0" x 76.0"	306 lbs.	\$2600
Premium Exterior Woods, no Finish	19.0" x 30.0" x 76.0"	306 lbs.	\$2920
Basic Interior Woods, w/LF 80 Finish	19.0" x 30.0" x 76.0"	306 lbs.	\$3000
Premium Interior Woods, w/LF 80 Finish	19.0" x 30.0" x 76.0"	306 lbs.	\$3350
Basic Exterior Woods, no Finish, w/1 Divider	19.0" x 30.0" x 76.0"	307 lbs.	\$2730
Premium Exterior Woods, no Finish, w/1 Divider	19.0" x 30.0" x 76.0"	307 lbs.	\$3040
Basic Interior Woods, w/LF 80 Finish, w/1 Divider	19.0" x 30.0" x 76.0"	307 lbs.	\$3130
Premium Interior Woods, w/LF 80 Finish, w/1 Divider	19.0" x 30.0" x 76.0"	307 lbs.	\$3480
Basic Exterior Woods, no Finish, w/2 Dividers	19.0" x 30.0" x 76.0"	308 lbs.	\$2860
Premium Exterior Woods, no Finish, w/2 Dividers	19.0" x 30.0" x 76.0"	308 lbs.	\$3160
Basic Interior Woods, w/LF 80 Finish, w/2 Dividers	19.0" x 30.0" x 76.0"	308 lbs.	\$3280
Premium Interior Woods, w/LF 80 Finish, w/2 Divider	19.0" x 30.0" x 76.0"	308 lbs.	\$3610

backless bench | 1 divider backless bench | 2 dividers backed bench backed bench | 1 divider
backed bench | 2 dividers

Mex Bold Series Planter **NOT OFFERED ON CONTRACT**

To order: Select Kornegay Planter. After that, select Mex Bold Planter, then Planter Model, Concrete Color, Sealant Option and Finish/Sandblasting Option. 2-3/8" Drain Hole is standard. Prices are shown for Natural Gray color. 15% upcharge for Standard Colors. 25% upcharge for Non-Standard Colors. 8% upcharge for Sealer. \$265 upcharge for Sandblasting.

Mex Bold Planter

	Size (d x h)	Ship Weight	Price (USD)
MBS-18	40.0" x 18.0"	450 lbs.	\$630
MBS-30	40.0" x 30.0"	720 lbs.	\$970

Milenio Seating **OMNIA/NCPA DISCOUNT** **5% OFF NET**

To order, specify collection, model description, and standard color. Benches are freestanding and have an acid-etched/waterproofed finish. Visit landscapeforms.com for standard color options. See installation guide for important information.

Milenio Bench

	Size (d x h x l)	Ship Weight	Price (USD)
Straight	18.0" x 18.0" x 99.0"	1599 lbs.	\$2420
Angled Right	67.0" x 18.0" x 105.0"	2342 lbs.	\$2470
Angled Left	67.0" x 18.0" x 105.0"	2342 lbs.	\$2470

straight bench angled left bench angled right bench

Mingle® Table

To order: Specify product name, model description and powdercoat color. Select table top. If tabletop specified is acrylic, select Marneaux™ color. Select freestanding or surface mount. Specify with or without umbrella hole. Table diameter for 2-seat unit is 30". Table diameter for 3-, 4-, 5- & 6-seat units is 42". Some assembly required. **For all styles, if surface mount is specified, table must actually be surface mounted on site for stability.** Steelhead tabletop not available on 2 seat Mingle.

Mingle w/Catena Powdercoat

	Size (d x h)	Ship Weight	Price (USD)
Backless 2 Seat Perf	67.0" x 29.0"	204 lbs.	\$3440
Backless 3 Seat Perf	82.0" x 29.0"	283 lbs.	\$3870
Backless 4 Seat Perf	82.0" x 29.0"	315 lbs.	\$3870
Backless 5 Seat Perf	82.0" x 29.0"	348 lbs.	\$5170
Backless 6 Seat Perf	82.0" x 29.0"	381 lbs.	\$5170
Backed 2 Seat Perf	73.0" x 33.0"	211 lbs.	\$3560
Backed 3 Seat Perf	87.0" x 33.0"	294 lbs.	\$4030
Backed 4 Seat Perf	87.0" x 33.0"	329 lbs.	\$4030
Backed 5 Seat Perf	87.0" x 33.0"	366 lbs.	\$5280
Backed 6 Seat Perf	87.0" x 33.0"	403 lbs.	\$5280

Mingle w/Catena Stainless Steel

	Size (d x h)	Ship Weight	Price (USD)
Backless 2 Seat Perf	67.0" x 29.0"	204 lbs.	\$3560
Backless 3 Seat Perf	82.0" x 29.0"	283 lbs.	\$4030
Backless 4 Seat Perf	82.0" x 29.0"	315 lbs.	\$4030
Backless 5 Seat Perf	82.0" x 29.0"	348 lbs.	\$5300
Backless 6 Seat Perf	82.0" x 29.0"	381 lbs.	\$5300
Backed 2 Seat Perf	73.0" x 33.0"	211 lbs.	\$3700
Backed 3 Seat Perf	87.0" x 33.0"	294 lbs.	\$4160
Backed 4 Seat Perf	87.0" x 33.0"	329 lbs.	\$4160
Backed 5-Seat Perf	87.0" x 33.0"	366 lbs.	\$5420
Backed 6 Seat Perf	87.0" x 33.0"	403 lbs.	\$5420

Mingle w/Steelhead Metal

	Size (d x h)	Ship Weight	Price (USD)
Backless 3 Seat Perf	82.0" x 29.0"	301 lbs.	\$3970
Backless 4 Seat Perf	82.0" x 29.0"	333 lbs.	\$3970
Backless 5 Seat Perf	82.0" x 29.0"	366 lbs.	\$5240
Backless 6 Seat Perf	82.0" x 29.0"	399 lbs.	\$5240
Backed 3 Seat Perf	87.0" x 33.0"	312 lbs.	\$4090
Backed 4 Seat Perf	87.0" x 33.0"	347 lbs.	\$4090
Backed 5 Seat Perf	87.0" x 33.0"	384 lbs.	\$5360
Backed 6 Seat Perf	87.0" x 33.0"	421 lbs.	\$5360

Mingle w/Marneaux Solid Surface

	Size (d x h)	Ship Weight	Price (USD)
Backless 2 Seat Perf	67.0" x 29.0"	211 lbs.	\$4070
Backless 3 Seat Perf	82.0" x 29.0"	290 lbs.	\$4540
Backless 4 Seat Perf	82.0" x 29.0"	322 lbs.	\$4540
Backless 5 Seat Perf	82.0" x 29.0"	355 lbs.	\$5810
Backless 6 Seat Perf	82.0" x 29.0"	388 lbs.	\$5810
Backed 2 Seat Perf	73.0" x 33.0"	218 lbs.	\$4210
Backed 3 Seat Perf	87.0" x 33.0"	301 lbs.	\$4660
Backed 4 Seat Perf	87.0" x 33.0"	336 lbs.	\$4660
Backed 5 Seat Perf	87.0" x 33.0"	373 lbs.	\$5920
Backed 6 Seat Perf	87.0" x 33.0"	410 lbs.	\$5920

4 seat backless	5 seat backless wheelchair accessible	6 seat backed	6 seat backless
2 seat backed wheelchair accessible surface mount only	2 seat backless wheelchair accessible surface mount only	3 seat backed wheelchair accessible surface mount only	3 seat backless wheelchair accessible surface mount only
4 seat backed	5 seat backed wheelchair accessible		

Mirador

OMNIA/NCPA DISCOUNT 5% OFF NET

To order, specify Mirador, and select standard Escofet color. Check materials link on product page for Escofet's standard color offerings. See installation guide for important information.

Mirador Planter

	Size (d x l x h)	Ship Weight	Price (USD)
Planter	97.0" x 118.0" x 29.0"	2385 lbs.	\$5170

mirador planter | bench

Morrison Stool

To order: Specify Terrace Life, model description, seat material and powdercoat color for frame. For wood, specify wood type. Some assembly required for all products. Check Materials/ Colors link on website for wood species, MeldStone colors.

Morrison Stool

	Size (d x h x l)	Ship Weight	Price (USD)
Frame Only - Stool	16.0" x 28.0" x 16.0"	50 lbs.	\$780
Metal Inserts	16.0" x 28.0" x 16.0"	55 lbs.	\$950
MeldStone Inserts	16.0" x 28.0" x 16.0"	64 lbs.	\$1080
Wood Inserts	16.0" x 28.0" x 16.0"	59 lbs.	\$890

stool | MeldStone | metal insert stool | wood insert

Morrison Table

To order: Specify Terrace Life, model description, seat material, end insert material and powdercoat color for frame. For wood, specify wood type. Select freestanding or surface mount. Some assembly required for all products. Check Materials/ Colors link on website for wood species and MeldStone colors.

Morrison Table, Rectangular 40" Height

	Size (d x h x l)	Ship Weight	Price (USD)
Frame Only - Table	40.0" x 40.0" x 80.0"	140 lbs.	\$4410
Metal Inserts	40.0" x 40.0" x 80.0"	355 lbs.	\$5580
MeldStone Inserts	40.0" x 40.0" x 80.0"	275 lbs.	\$6040
Basic Exterior Woods, no Finish	40.0" x 40.0" x 80.0"	220 lbs.	\$6140
Premium Exterior Woods, no Finish	40.0" x 40.0" x 80.0"	220 lbs.	\$6650
Basic Interior w/LF 80 Finish	40.0" x 40.0" x 80.0"	220 lbs.	\$6600
Premium Interior w/LF 80 Finish	40.0" x 40.0" x 80.0"	220 lbs.	\$7120

Morrison Table, Square 40" Height

	Size (d x h)	Ship Weight	Price (USD)
Frame Only - Table	40.0" x 40.0"	70 lbs.	\$2190
Metal Inserts	40.0" x 40.0"	180 lbs.	\$2800
Basic Exterior Woods, no Finish	40.0" x 40.0"	110 lbs.	\$3010
Premium Exterior Woods, no Finish	40.0" x 40.0"	110 lbs.	\$3330

Basic Interior w/LF 80 Finish	40.0" x 40.0"	110 lbs.	\$3440
Premium Interior w/LF 80 Finish	40.0" x 40.0"	110 lbs.	\$3810

Morrison Table, Rectangular 31" Height

	Size (d x h x l)	Ship Weight	Price (USD)
Frame Only - Table	40.0" x 31.0" x 80.0"	120 lbs.	\$3960
Metal Inserts	40.0" x 31.0" x 80.0"	335 lbs.	\$5130
MeldStone Inserts	40.0" x 31.0" x 80.0"	255 lbs.	\$5760
Basic Exterior Woods, no Finish	40.0" x 31.0" x 80.0"	180 lbs.	\$5850
Premium Exterior Woods, no Finish	40.0" x 31.0" x 80.0"	180 lbs.	\$6340
Basic Interior w/LF 80 Finish	40.0" x 31.0" x 80.0"	180 lbs.	\$6310
Premium Interior w/LF 80 Finish	40.0" x 31.0" x 80.0"	180 lbs.	\$6810

Morrison Table, Square 31" Height

	Size (d x h)	Ship Weight	Price (USD)
Frame Only - Table	40.0" x 31.0"	60 lbs.	\$2060
Metal Inserts	40.0" x 31.0"	170 lbs.	\$2590
Basic Exterior Woods, no Finish	40.0" x 31.0"	110 lbs.	\$2800
Premium Exterior Woods, no Finish	40.0" x 31.0"	110 lbs.	\$3140
Basic Interior w/LF 80 Finish	40.0" x 31.0"	110 lbs.	\$3270
Premium Interior w/LF 80 Finish	40.0" x 31.0"	110 lbs.	\$3610

Morrison Table, Square 15" Height

	Size (d x h)	Ship Weight	Price (USD)
Frame Only - Table	40.0" x 15.0"	30 lbs.	\$1920
Metal Inserts	40.0" x 15.0"	160 lbs.	\$2350
Basic Exterior Woods, no Finish	40.0" x 15.0"	110 lbs.	\$2690
Premium Exterior Woods, no Finish	40.0" x 15.0"	110 lbs.	\$3030
Basic Interior w/LF 80 Finish	40.0" x 15.0"	110 lbs.	\$3150
Premium Interior w/LF 80 Finish	40.0" x 15.0"	110 lbs.	\$3490

40" sq wood inserts	30" meld inserts	30" sq metal inserts	40" metal inserts
15" sq powdercoated	30" metal inserts	30" sq wood inserts	40" wood inserts
15" sq wood inserts	30" wood inserts	40" meld inserts	40" sq powdercoated

MultipliCITY™ Bench

To order: Multiplicity bench is available fully assembled or in flat pack shipping and local assembly for domestic and international markets. Contact Landscape Forms for details.

MultipliCITY Backless 95", Wood

	Size (d x h x l)	Ship Weight	Price (USD)
95" Wood Bench - Anodized	23.0" x 17.5" x 94.5"	300 lbs.	\$2130
95" Wood Bench - Powdercoat	23.0" x 17.5" x 94.5"	300 lbs.	\$2450

MultipliCITY Backless Mitre, Wood

	Size (d x h x l)	Ship Weight	Price (USD)
22.5 Degree Left Mitre, Wood - Anodized	23.0" x 17.5" x 94.0"	295 lbs.	\$2300
22.5 Degree Right Mitre, Wood - Anodized	23.0" x 17.5" x 94.0"	295 lbs.	\$2300
22.5 Degree Left Parallel Mitre, Wood - Anodized	23.0" x 17.5" x 93.0"	290 lbs.	\$2440
22.5 Degree Right Parallel Mitre, Wood - Anodized	23.0" x 17.5" x 93.0"	290 lbs.	\$2440
22.5 Degree Wedge, Wood - Anodized	23.0" x 17.5" x 94.0"	290 lbs.	\$2440
22.5 Degree Left Mitre, Wood - Powdercoat	23.0" x 17.5" x 94.0"	295 lbs.	\$2640
22.5 Degree Right Mitre, Wood - Powdercoat	23.0" x 17.5" x 94.0"	295 lbs.	\$2640
22.5 Degree Left Parallel Mitre, Wood - Powdercoat	23.0" x 17.5" x 94.0"	290 lbs.	\$2840

22.5 Degree Right Parallel Mitre, Wood - Powdercoat	23.0" x 17.5" x 94.0"	290 lbs.	\$2840
22.5 Degree Wedge, Wood - Powdercoat	23.0" x 17.5" x 94.0"	290 lbs.	\$2840

MultipliCITY Backed 95", Wood

	Size (d x h x l)	Ship Weight	Price (USD)
95" Wood - Anodized	23.5" x 33.0" x 94.5"	340 lbs.	\$2530
95" Wood, w/End Arms - Anodized	23.5" x 33.0" x 94.5"	350 lbs.	\$2840
95" Wood, w/End & Intermediate Arms - Anodized	23.5" x 33.0" x 94.5"	360 lbs.	\$2980
95" Wood, Left Offset Backrest - Anodized	23.5" x 33.0" x 106.0"	365 lbs.	\$3140
95" Wood, Left Offset, w/Left Tablet Arm - Anodized	23.5" x 33.0" x 106.5"	375 lbs.	\$3360
95" Wood, Right Offset Backrest - Anodized	23.5" x 33.0" x 106.0"	365 lbs.	\$3140
95" Wood, Right Offset Backrest, w/Right Tablet Arm - Anodized	23.5" x 33.0" x 106.0"	375 lbs.	\$3360
95" Wood - Powdercoat	23.5" x 33.0" x 106.0"	340 lbs.	\$2960
95" Wood, w/End Arms - Powdercoat	23.5" x 33.0" x 106.0"	350 lbs.	\$3250
95" Wood, w/End & Intermediate Arms - Powdercoat	235.0" x 33.0" x 106.0"	360 lbs.	\$3440
95" Wood, Left Offset Backrest - Powdercoat	23.5" x 33.0" x 106.5"	365 lbs.	\$3600
95" Wood, Left Offset, w/Left Tablet Arm - Powdercoat	23.5" x 33.0" x 106.0"	375 lbs.	\$3850
95" Wood, Right Offset Backrest - Powdercoat	23.5" x 33.0" x 106.5"	365 lbs.	\$3600
95" Wood, Right Offset Backrest, w/Right Tablet Arm - Powdercoat	23.5" x 33.0" x 106.5"	375 lbs.	\$3850

MultipliCITY Backed mitre, Wood

	Size (d x h x l)	Ship Weight	Price (USD)
Left Mitre, Wood - Anodized	23.5" x 33.0" x 94.5"	335 lbs.	\$3140
Right Mitre, Wood - Anodized	23.5" x 33.0" x 94.5"	335 lbs.	\$3140
Left Parallel Mitre, Wood - Anodized	23.5" x 33.0" x 93.0"	330 lbs.	\$3270
Right Parallel Mitre, Wood - Anodized	23.5" x 33.0" x 94.5"	330 lbs.	\$3270
Wedge, Wood - Anodized	23.5" x 33.0" x 94.5"	330 lbs.	\$3270
Left Mitre, Wood - Powdercoat	23.5" x 33.0" x 94.5"	335 lbs.	\$3600
Right Mitre, Wood - Powdercoat	23.5" x 33.0" x 94.5"	335 lbs.	\$3600
Left Parallel Mitre, Wood - Powdercoat	23.5" x 33.0" x 94.5"	330 lbs.	\$3790
Right Parallel Mitre, Wood - Powdercoat	23.5" x 33.0" x 93.0"	330 lbs.	\$3790
Wedge, Wood - Powdercoat	23.5" x 33.0" x 94.5"	330 lbs.	\$3790

backed bench wedge	backless bench left parallel ends	backless bench right mitre end	backless bench right parallel
backless bench straight	backless bench straight left mitre end	backless bench wedge	back bench mitre right end
backed bench left mitre end	backed bench left parallel ends	backed bench right parallel ends	backed bench straight
backed bench straight end and center arms	backed bench straight end arms	backed bench straight left offset backrest	backed bench straight left offset backrest left tablet arm
backed bench straight right offset backrest	backed bench straight right offset backrest right tablet arm		

MultipliCITY™ Bike Rack

To order: To order: Multiplicity bike rack is available fully assembled or in flat pack shipping and local assembly for domestic and international markets, contact Landscape Forms for details.

MultipliCITY Bike Rack

Size (d x h x l)	Ship Weight	Price (USD)
------------------	-------------	-------------

Bike Rack - Anodized	6.0" x 36.0" x 24.0"	75 lbs.	\$560
Bike Rack - Powdercoat	6.0" x 36.0" x 24.0"	75 lbs.	\$650

MultipliCITY Bike Rack

MultipliCITY™ Litter Receptacles

To order: Specify collection name, model description and powdercoat color. Specify freestanding or embedded. Multiplicity Litter comes fully assembled.

MultipliCITY Single Unit, Free/Surface Mount

	Size (d x h x l x c)	Ship Weight	Price (USD)
Freestanding/Surface Mount, w/Hole - Anodized	13.5" x 46.5" x 14.5" x 18.0 Gal.	140 lbs.	\$1490
Freestanding/Surface Mount, Multi Use - Anodized	13.5" x 46.5" x 14.5" x 18.0 Gal.	140 lbs.	\$1500
Freestanding/Surface Mount, Slot - Anodized	13.5" x 46.5" x 14.5" x 18.0 Gal.	140 lbs.	\$1540
Freestanding/Surface Mount, w/Hole - Powdercoat	13.5" x 46.5" x 14.5" x 18.0 Gal.	140 lbs.	\$1770
Freestanding/Surface Mount, Multi Use - Powdercoat	13.5" x 46.5" x 14.5" x 18.0 Gal.	140 lbs.	\$1810
Freestanding/Surface Mount, Slot - Powdercoat	13.5" x 46.5" x 14.5" x 18.0 Gal.	140 lbs.	\$1840

MultipliCITY Single Unit, Embedded

	Size (d x h x l x c)	Ship Weight	Price (USD)
Embedded, Hole - Anodized	13.5" x 46.5" x 14.5" x 18.0 Gal.	140 lbs.	\$1410
Embedded, Multi Use - Anodized	13.5" x 46.5" x 14.5" x 18.0 Gal.	140 lbs.	\$1450
Embedded, Slot - Anodized	13.5" x 46.5" x 14.5" x 18.0 Gal.	140 lbs.	\$1460
Embedded, Hole - Powdercoat	13.5" x 46.5" x 14.5" x 18.0 Gal.	140 lbs.	\$1680
Embedded, Multi Use - Powdercoat	13.5" x 46.5" x 14.5" x 18.0 Gal.	140 lbs.	\$1700
Embedded, Slot - Powdercoat	13.5" x 46.5" x 14.5" x 18.0 Gal.	140 lbs.	\$1750

MultipliCITY Double Unit, Free/Surface Mount

	Size (d x h x l x c)	Ship Weight	Price (USD)
Freestanding/Surface Mount, Hole, Hole - Anodized	14.5" x 46.5" x 25.5" x 36.0 Gal.	175 lbs.	\$2170
Freestanding/Surface Mount, Hole, Mutli Use - Anodized	14.5" x 46.5" x 25.5" x 36.0 Gal.	175 lbs.	\$2160
Freestanding/Surface Mount, Hole, Slot - Anodized	14.5" x 46.5" x 25.5" x 36.0 Gal.	175 lbs.	\$2170
Freestanding/Surface Mount, Multi Use, Multi Use - Anodized	14.5" x 46.5" x 25.5" x 36.0 Gal.	175 lbs.	\$2130
Freestanding/Surface Mount, Multi Use, Slot - Anodized	14.5" x 46.5" x 25.5" x 36.0 Gal.	175 lbs.	\$2160
Freestanding/Surface Mount, Slot, Slot - Anodized	14.5" x 46.5" x 25.5" x 36.0 Gal.	175 lbs.	\$2170
Freestanding/Surface Mount, Hole, Hole - Powdercoat	14.5" x 46.5" x 25.5" x 36.0 Gal.	175 lbs.	\$2600
Freestanding/Surface Mount, Hole, Mutli Use - Powdercoat	14.5" x 46.5" x 25.5" x 36.0 Gal.	175 lbs.	\$2550
Freestanding/Surface Mount, Hole, Slot - Powdercoat	14.5" x 46.5" x 25.5" x 36.0 Gal.	175 lbs.	\$2600
Freestanding/Surface Mount, Multi Use, Multi Use - Powdercoat	14.5" x 46.5" x 25.5" x 36.0 Gal.	175 lbs.	\$2530
Freestanding/Surface Mount, Multi Use, Slot - Powdercoat	14.5" x 46.5" x 25.5" x 36.0 Gal.	175 lbs.	\$2550
Freestanding/Surface Mount, Slot, Slot - Powdercoat	14.5" x 46.5" x 25.5" x 36.0 Gal.	175 lbs.	\$2600

MultipliCITY Double Unit, Embedded

	Size (d x h x l x c)	Ship Weight	Price (USD)
--	----------------------	-------------	-------------

Embedded, Hole, Hole - Anodized	14.5" x 46.5" x 25.5" x 36.0 Gal.	175 lbs.	\$1870
Embedded, Hole, Multi Use - Anodized	14.5" x 46.5" x 25.5" x 36.0 Gal.	175 lbs.	\$1850
Embedded, Hole, Slot - Anodized	14.5" x 46.5" x 25.5" x 36.0 Gal.	175 lbs.	\$1870
Embedded, Multi Use, Mutli Use - Anodized	14.5" x 46.5" x 25.5" x 36.0 Gal.	175 lbs.	\$1820
Embedded, Multi Use, Slot - Anodized	14.5" x 46.5" x 25.5" x 36.0 Gal.	175 lbs.	\$1850
Embedded, Slot, Slot - Anodized	14.5" x 46.5" x 25.5" x 36.0 Gal.	175 lbs.	\$1870
Embedded, Hole, Hole - Powdercoat	14.5" x 46.5" x 25.5" x 36.0 Gal.	175 lbs.	\$2230
Embedded, Hole, Multi Use - Powdercoat	14.5" x 46.5" x 25.5" x 36.0 Gal.	175 lbs.	\$2210
Embedded, Hole, Slot - Powdercoat	14.5" x 46.5" x 25.5" x 36.0 Gal.	175 lbs.	\$2230
Embedded, Multi Use, Mutli Use - Powdercoat	14.5" x 46.5" x 25.5" x 36.0 Gal.	175 lbs.	\$2180
Embedded, Multi Use, Slot - Powdercoat	14.5" x 46.5" x 25.5" x 36.0 Gal.	175 lbs.	\$2210
Embedded, Slot, Slot - Powdercoat	14.5" x 46.5" x 25.5" x 36.0 Gal.	175 lbs.	\$2230

MultipliCITY Options

	Ship Weight	Price (USD)
Single lock		\$120
Double lock		\$200

5 inch hole opening	litter double unit embed mount	litter double unit freestanding	litter single unit embed mount
litter single unit freestanding	multi use opening	slot opening	

MultipliCITY™ Picnic Table

To order: To order: Multiplicity Picnic Table is available fully assembled or in flat pack shipping and local assembly for domestic and international markets, contact Landscape Forms for details.

MultipliCITY Picnic Table

	Size (d x h x l)	Ship Weight	Price (USD)
Wood Top Picnic Table - Anodized	35.0" x 29.0" x 94.5"	315 lbs.	\$3030
Wood Top Picnic Table - Powdercoat	35.0" x 29.0" x 94.5"	315 lbs.	\$3510

table

Mundo Series Planter **NOT OFFERED ON CONTRACT**

To order: Select Kornegay Planter. After that, select Mundo Planter, then Planter Model, Concrete Color, Sealant Option and Finish/Sandblasting Option. 2-3/8" Drain Hole is standard. Prices are shown for Natural Gray color. 15% upcharge for Standard Colors. 25% upcharge for Non-Standard Colors. 8% upcharge for Sealer. \$265 upcharge for Sandblasting.

Mundo Planter

	Size (d x h)	Ship Weight	Price (USD)
MUS-17	36.0" x 17.0"	605 lbs.	\$800
MUS-23	46.0" x 23.0"	1185 lbs.	\$1440
MUS-46.5	30.0" x 46.5"	1185 lbs.	\$1580

Naguisa **OMNIA/NCPA DISCOUNT 5% OFF NET**

To order, specify Naguisa, and select standard Escofet UHPC color. Check materials link on product page for Escofet's standard UHPC color offerings. See installation guide for important information.

Naguisa Seating

	Size (d x h x l)	Ship Weight	Price (USD)
R375a	47.0" x 15.0" x 149.0"	5996 lbs.	\$4710

R375b	49.0" x 15.0" x 149.0"	5555 lbs.	\$4710
R550a	47.0" x 15.0" x 167.0"	6724 lbs.	\$4710
R550b	49.0" x 15.0" x 167.0"	6393 lbs.	\$4710

naguisa | R375a naguisa | R375b naguisa | R550a naguisa | R550b

Neocombo Bench

Neocombo Bench design is protected by Spanish Industrial Design number 151,245. To order: Specify collection and product name. Select length, backed or backless, and with or without intermediate arm. Specify surface mount, embedded or freestanding. Bench ships fully assembled. Available only in aluminum. Backed style comes standard with end arms.

Neocombo Backless Bench

	Size (d x h x l)	Ship Weight	Price (USD)
Backless Bench, 24"	20.0" x 17.0" x 24.0"	73 lbs.	\$1320
Backless Bench, 59"	20.0" x 17.0" x 59.0"	138 lbs.	\$1750
Backless Bench, 118"	20.0" x 17.0" x 118.0"	203 lbs.	\$2690

Neocombo Backed Bench

	Size (d x h x l)	Ship Weight	Price (USD)
Backed Bench, 24"	27.0" x 31.0" x 24.0"	92 lbs.	\$1900
Backed Bench, 59"	27.0" x 31.0" x 59.0"	166 lbs.	\$2520
Backed Bench, 118"	27.0" x 31.0" x 118.0"	252 lbs.	\$4070
Backed Bench, 118" w/Center Arm	27.0" x 31.0" x 118.0"	255 lbs.	\$4130

24" backless bench 24" backed bench 59" backless bench 59" backed bench
 118" backless bench 118" backed bench 118" backed bench | center arm

Neoliviano Bench

Neoliviano Bench design is protected by Spanish Industrial Design number To order: Specify collection and product name. Select length, wood type, backed or backless, and with or without intermediate arm. Specify surface mount, embedded or freestanding. Supports are cast aluminum. Backed bench comes standard with end arms. Bench ships fully assembled. Check Materials/Colors link on website for species.

Neoliviano Bench Basic Exterior Woods no Finish

	Size (d x h x l)	Ship Weight	Price (USD)
Backless Bench, 24"	20.0" x 17.0" x 24.0"	78 lbs.	\$820
Backless Bench, 59"	20.0" x 17.0" x 59.0"	150 lbs.	\$1180
Backless Bench, 118"	20.0" x 17.0" x 118.0"	228 lbs.	\$2200
Backed Bench, 24"	27.0" x 31.0" x 24.0"	98 lbs.	\$1060
Backed Bench, 69"	27.0" x 31.0" x 69.0"	196 lbs.	\$1840
Backed Bench, 118"	27.0" x 31.0" x 118.0"	279 lbs.	\$2960
Backed Bench, 118" w/Center arm	27.0" x 31.0" x 118.0"	290 lbs.	\$3050

Neoliviano Bench Premium Exterior Woods no Finish

	Size (d x h x l)	Ship Weight	Price (USD)
Backless Bench, 24"	20.0" x 17.0" x 24.0"	78 lbs.	\$1020
Backless Bench, 59"	20.0" x 17.0" x 59.0"	150 lbs.	\$1420
Backless Bench, 118"	20.0" x 17.0" x 118.0"	228 lbs.	\$2480
Backed Bench, 24"	27.0" x 31.0" x 24.0"	98 lbs.	\$1290
Backed Bench, 69"	27.0" x 31.0" x 69.0"	196 lbs.	\$2090
Backed Bench, 118"	27.0" x 31.0" x 118.0"	279 lbs.	\$3270
Backed Bench, 118" w/Center arm	27.0" x 31.0" x 118.0"	290 lbs.	\$3380

Neoliviano Bench Basic Interior Woods w/LF-80 Finish

	Size (d x h x l)	Ship Weight	Price (USD)
Backless Bench, 24"	20.0" x 17.0" x 24.0"	78 lbs.	\$1220
Backless Bench, 59"	20.0" x 17.0" x 59.0"	150 lbs.	\$1610
Backless Bench, 118"	20.0" x 17.0" x 118.0"	228 lbs.	\$2600
Backed Bench, 24"	27.0" x 31.0" x 24.0"	98 lbs.	\$1480
Backed Bench, 69"	27.0" x 31.0" x 69.0"	196 lbs.	\$2250
Backed Bench, 118"	27.0" x 31.0" x 118.0"	279 lbs.	\$3390
Backed Bench, 118" w/Center arm	27.0" x 31.0" x 118.0"	290 lbs.	\$3460

Neoliviano Bench Premium Interior Woods w/LF-80 Finish

	Size (d x h x l)	Ship Weight	Price (USD)
Backless Bench, 24"	20.0" x 17.0" x 24.0"	78 lbs.	\$1460
Backless Bench, 59"	20.0" x 17.0" x 59.0"	150 lbs.	\$1850
Backless Bench, 118"	20.0" x 17.0" x 118.0"	228 lbs.	\$2920
Backed Bench, 24"	27.0" x 31.0" x 24.0"	98 lbs.	\$1710
Backed Bench, 69"	27.0" x 31.0" x 69.0"	196 lbs.	\$2520
Backed Bench, 118"	27.0" x 31.0" x 118.0"	279 lbs.	\$3710
Backed Bench, 118" w/Center arm	27.0" x 31.0" x 118.0"	290 lbs.	\$3840

24" backless bench 24" backed bench 59" backless bench 69" backed bench
 118" backless bench 118" backed bench 118" backed bench | center arm

Neoromantico Bench

Neoromantico Bench design is protected by Spanish Industrial Design number 136,098. To order: Specify collection and product name. Select product length and wood type. Specify surface mount, embedded or freestanding. Bench ships fully assembled with cast aluminum frames. Check Materials/Colors link on website for species.

Neoromantico Backed Basic Exterior Woods no Finish

	Size (d x h x l)	Ship Weight	Price (USD)
Backed Bench, 24"	27.0" x 31.0" x 24.0"	115 lbs.	\$1090
Backed Bench, 69"	27.0" x 31.0" x 69.0"	210 lbs.	\$1860
Backed Bench, 118"	27.0" x 31.0" x 118.0"	313 lbs.	\$3020

Neoromantico Backed Premium Exterior Woods no Finish

	Size (d x h x l)	Ship Weight	Price (USD)
Backed Bench, 24"	27.0" x 31.0" x 24.0"	115 lbs.	\$1310
Backed Bench, 69"	27.0" x 31.0" x 69.0"	210 lbs.	\$2110
Backed Bench, 118"	27.0" x 31.0" x 118.0"	313 lbs.	\$3370

Neoromantico Backed Basic Interior Woods w/LF-80 Finish

	Size (d x h x l)	Ship Weight	Price (USD)
Backed Bench, 24"	27.0" x 31.0" x 24.0"	115 lbs.	\$1500
Backed Bench, 69"	27.0" x 31.0" x 69.0"	210 lbs.	\$2270
Backed Bench, 118"	27.0" x 31.0" x 118.0"	313 lbs.	\$3450

Neoromantico Backed Premium Interior Woods w/LF-80 Finish

	Size (d x h x l)	Ship Weight	Price (USD)
Backed Bench, 24"	27.0" x 31.0" x 24.0"	115 lbs.	\$1730
Backed Bench, 69"	27.0" x 31.0" x 69.0"	210 lbs.	\$2560
Backed Bench, 118"	27.0" x 31.0" x 118.0"	313 lbs.	\$3780

24" backed bench 69" backed bench 118" backed bench

To order, specify Niu Oval, and select standard Escofet color. Check materials link on product page for Escofet's standard color offerings. See installation guide for important information.

Niu Oval Planter

	Size (d x h x l)	Ship Weight	Price (USD)
Planter	130.0" x 16.0" x 168.0"	7496 lbs.	\$3650

Niu Oval

Northport Bench **NOT OFFERED ON CONTRACT**

Northport Bench, Backed

	Size (d x w x h)	Ship Weight	Price (USD)
Premium Exterior Woods, no Finish	22.8" x 39.8" x 33.3"		\$1995
Premium Interior Woods, LF-80 Finish	22.8" x 39.8" x 33.3"		\$2095
Basic Exterior Woods, no finish	22.8" x 39.8" x 33.3"		\$1800
Basic Interior Woods, LF-80 Finish	22.8" x 39.8" x 33.3"		\$1900

Northport Bench, Back-to-Back

	Size (d x w x h)	Ship Weight	Price (USD)
Premium Exterior Woods, no Finish	38.5" x 69.8" x 34.0"		\$2950
Premium Interior Woods, LF-80 Finish	38.5" x 69.8" x 34.0"		\$3050
Basic Exterior Woods, no finish	38.5" x 69.8" x 34.0"		\$2660
Basic Interior Woods, LF-80 Finish	38.5" x 69.8" x 34.0"		\$2760

Northport Bench, Backless

	Size (d x w x h)	Ship Weight	Price (USD)
Premium Exterior Woods, no Finish	21.8" x 69.8" x 20.3"		\$1650
Premium Interior Woods, LF-80 Finish	21.8" x 69.8" x 20.3"		\$1750
Basic Exterior Woods, no finish	21.8" x 69.8" x 20.3"		\$1500
Basic Interior Woods, LF-80 Finish	21.8" x 69.8" x 20.3"		\$1600

backed back to back backless

Northport Bike Rack **NOT OFFERED ON CONTRACT**

Northport Bike Rack

	Size (d x w x h)	Ship Weight	Price (USD)
Northport Bike Rack, embedded	3.0" x 18.0" x 30.3"		\$525
Northport Bike Rack, surface mount	3.0" x 18.0" x 30.3"		\$525

bike rack

Northport Litter **NOT OFFERED ON CONTRACT**

Northport Litter

	Size (d x l)	Ship Weight	Price (USD)
Northport Litter, Top-Open	25.8" x 37.0"		\$1795

Northport Litter, Side-Open

35.8" x 43.3"

\$1855

top open side open

Northport Planter NOT OFFERED ON CONTRACT

Northport Planter

	Size (d x h)	Ship Weight	Price (USD)
Northport Planter, Small	31.0" x 19.0"		\$1695
Northport Planter, Large	37.0" x 25.0"		\$1855

Small Large

Offset Series Planter NOT OFFERED ON CONTRACT

To order: Select Kornegay Planter. After that, select Offset Planter, then Planter Model, Concrete Color, Sealant Option and Finish/Sandblasting Option. 2-3/8" Drain Hole is standard. Prices are shown for Natural Gray color. 15% upcharge for Standard Colors. 25% upcharge for Non-Standard Colors. 8% upcharge for Sealer. \$265 upcharge for Sandblasting.

Offset Planter

	Size (d x h)	Ship Weight	Price (USD)
OS-17	55.0" x 17.0"	1290 lbs.	\$1660
OS-23	23.0" x 23.0"	460 lbs.	\$710
OS-32	31.0" x 32.0"	1000 lbs.	\$1280
OS-52	23.0" x 52.0"	1280 lbs.	\$1550

Palisade Bench

To order: Select model description and wood type. Specify anchor clips if surface mounting. Bench ships fully assembled. Check Materials/Colors link on website for species.

Palisade Backless Bench, 72"

	Size (d x h x l)	Ship Weight	Price (USD)
Basic Exterior Woods, no Finish	19.5" x 16.0" x 72.0"	195 lbs.	\$2870
Premium Exterior Woods no Finish	19.5" x 16.0" x 72.0"	195 lbs.	\$3190
Basic Interior Woods w/LF 80 Finish	19.5" x 16.0" x 72.0"	235 lbs.	\$3040
Premium Interior Woods w/LF 80 Finish	19.5" x 16.0" x 72.0"	235 lbs.	\$3700

Palisade Backless Bench, 96"

	Size (d x h x l)	Ship Weight	Price (USD)
Basic Exterior Woods, no Finish	19.5" x 16.0" x 96.0"	290 lbs.	\$3340
Premium Exterior Woods no Finish	19.5" x 16.0" x 96.0"	290 lbs.	\$3670
Basic Interior Woods, w/LF 80 Finish	19.5" x 16.0" x 96.0"	285 lbs.	\$3500
Premium Interior Woods, w/LF 80 Finish	19.5" x 16.0" x 96.0"	285 lbs.	\$4200

72" | Backless 96" | Backless

Parallel 42 Expansion

To order: Specify Parallel 42, select bench style, choose wood type and powdercoat color for supports. Select optional metal back and style (color comes standard to match supports), and optional center arm and powdercoat color for center arm. All units ship fully assembled.

Left 30 unit

	Size (d x w x h)	Ship Weight	Price (USD)
Basic Exterior Wood, no finish	18.0" x 77.0" x 18.0"	287 lbs.	\$2300
Premium Exterior Wood, no finish	18.0" x 77.0" x 18.0"	287 lbs.	\$2700

Left 45 unit

	Size (d x w x h)	Ship Weight	Price (USD)
Basic Exterior Wood, no finish	18.0" x 77.0" x 18.0"	287 lbs.	\$2300
Premium Exterior Wood, no finish	18.0" x 77.0" x 18.0"	287 lbs.	\$2700

Right 30 unit

	Size (d x w x h)	Ship Weight	Price (USD)
Basic Exterior Wood, no finish	18.0" x 77.0" x 18.0"	287 lbs.	\$2300
Premium Exterior Wood, no finish	18.0" x 77.0" x 18.0"	287 lbs.	\$2700

Right 45 unit

	Size (d x w x h)	Ship Weight	Price (USD)
Basic Exterior Wood, no finish	18.0" x 77.0" x 18.0"	287 lbs.	\$2300
Premium Exterior Wood, no finish	18.0" x 77.0" x 18.0"	287 lbs.	\$2700

Wedge 30 unit

	Size (d x w x h)	Ship Weight	Price (USD)
Basic Exterior Wood, no finish	18.0" x 67.0" x 18.0"	263 lbs.	\$2300
Premium Exterior Wood, no finish	18.0" x 67.0" x 18.0"	263 lbs.	\$2700

Wedge 45 unit

	Size (d x w x h)	Ship Weight	Price (USD)
Basic Exterior Wood, no finish	18.0" x 67.0" x 18.0"	263 lbs.	\$2300
Premium Exterior Wood, no finish	18.0" x 67.0" x 18.0"	263 lbs.	\$2700

Straight

	Size (d x w x h)	Ship Weight	Price (USD)
Basic Exterior Wood, no finish	18.0" x 67.0" x 18.0"	287 lbs.	\$2300
Premium Exterior Wood, no finish	18.0" x 67.0" x 18.0"	287 lbs.	\$2700

Straight w/ Left 45

	Size (d x w x h)	Ship Weight	Price (USD)
Basic Exterior Wood, no finish	18.0" x 67.0" x 18.0"	287 lbs.	\$2300
Premium Exterior Wood, no finish	18.0" x 67.0" x 18.0"	287 lbs.	\$2700

Straight w/ Right 45

	Size (d x w x h)	Ship Weight	Price (USD)
Basic Exterior Wood, no finish	18.0" x 67.0" x 18.0"	287 lbs.	\$2300
Premium Exterior Wood, no finish	18.0" x 67.0" x 18.0"	287 lbs.	\$2700

Back Options

	Size (d x w x h)	Ship Weight	Price (USD)
Left Angle Back	0.2" x 67.0" x 23.5"	110 lbs.	\$750
Right Angle Back	0.2" x 67.0" x 23.5"	110 lbs.	\$750
Wedge Back	0.2" x 67.0" x 23.5"	110 lbs.	\$750
Straight Back	0.2" x 67.0" x 23.5"	110 lbs.	\$750

Arm Option

	Size (d x w x h)	Ship Weight	Price (USD)
Center Arm	3.5" x 13.5" x 7.8"	50 lbs.	\$220

30 left angle	30 right angle	30 wedge	45 left angle
45 right angle	45 wedge	left angle back	right angle back
straight	straight back	straight w left angle	straight w right angle
wedge back	center arm		

Parc Centre® Chair

To order: Specify collection name, model description and powdercoat color. Parc Centre ships fully assembled, is stackable.

Parc Centre Chair

	Size (d x w x h)	Ship Weight	Price (USD)
w/o Arms	21.0" x 19.0" x 33.0"	67 lbs.	\$350
w/Arms	21.0" x 22.0" x 33.0"	70 lbs.	\$390

chair | armed chair | armless

Parc Centre® Lounge

To order: Specify collection and powdercoat color. Lounge ships fully assembled.

Parc Centre Lounge

	Size (d x w x h)	Ship Weight	Price (USD)
w/o Arms	30.0" x 20.0" x 43.0"	83 lbs.	\$550
w/Arms	30.0" x 23.0" x 43.0"	88 lbs.	\$600

armed armless

Parc Centre® Ottoman

To order: Specify collection name and powdercoat color. Ships fully assembled.

Parc Centre Ottoman

	Size (d x w x h)	Ship Weight	Price (USD)
Ottoman	19.0" x 20.0" x 17.0"	62 lbs.	\$410

ottoman

Parc Centre® Table

To order: Specify collection name and powdercoat color. Table is available as either a surface mount or freestanding with adjustable levelers. Table ships fully assembled.

Parc Centre Round Table

	Size (d x h)	Ship Weight	Price (USD)
24"	24.0" x 30.0"	115 lbs.	\$840
30"	30.0" x 30.0"	138 lbs.	\$920

Parc Centre Square Table

	Size (w x h)	Ship Weight	Price (USD)
28"	28.0" x 30.0"	145 lbs.	\$920

28" square table 30" round table 24" round table

Parc Vue[®] Bench

To order: Specify collection name, model description, backed or backless, with or without end arms for backed bench only, and powdercoat color. Parc Vue bench may be specified freestanding with glides or surface mount with anchor tabs. Bench ships fully assembled.

Parc Vue Backless Bench

	Size (d x h x l)	Ship Weight	Price (USD)
Backless Bench	22.0" x 18.0" x 72.0"	205 lbs.	\$1620
Backless Bench w/Divider	22.0" x 18.0" x 72.0"	215 lbs.	\$1770

Parc Vue Backed Bench

	Size (d x h x l)	Ship Weight	Price (USD)
Backed Bench	26.0" x 36.0" x 72.0"	260 lbs.	\$1760
Backed Bench, w/Divider	26.0" x 36.0" x 72.0"	270 lbs.	\$1880
Backed Bench, w/Arms	26.0" x 36.0" x 72.0"	270 lbs.	\$2000
Backed Bench, w/Arms and Divider	26.0" x 36.0" x 72.0"	280 lbs.	\$2150

backed bench | arms backed bench backless bench

Parc Vue[®] Litter Receptacle

To order: Specify collection name and model description. Select top, or side-opening lid, and with or without liner. Select standard powdercoat color for litter basket with matching base. Select polyethylene color (fog or black) for lid, and optional urn-shaped liner if specified. Base has center hole for optional surface mounting. Lid attaches to basket with cable. Litter ships fully assembled. Parc Vue litter without liner can be used with clear plastic trash bag to meet transportation security requirements. Unit is emptied by lifting trash bag from the top.

Parc Vue Top Opening Litter

	Size (d x h x c)	Ship Weight	Price (USD)
Top Opening	23.0" x 36.0" x 40.0 Gal.	110 lbs.	\$940
Top Opening, w/Liner	23.0" x 36.0" x 30.0 Gal.	120 lbs.	\$1030

Parc Vue Side Opening Litter

	Size (d x h x c)	Ship Weight	Price (USD)
Side Opening	23.0" x 43.0" x 40.0 Gal.	110 lbs.	\$1000
Side Opening, w/Liner	23.0" x 43.0" x 30.0 Gal.	120 lbs.	\$1070

top open

Paseos Series NOT OFFERED ON CONTRACT

To order: Select Kornegay Planter. After that, select Paseos Planter, then Planter Model, Concrete Color, Sealant Option and Finish/Sandblasting Option. 2-3/8" Drain Hole is standard. Prices are shown for Natural Gray color. 15% upcharge for Standard Colors. 25% upcharge for Non-Standard Colors. 8% upcharge for Sealer. \$265 upcharge for Sandblasting.

Paseos Line

	Size (d x h)	Ship Weight	Price (USD)
PS-17	27.7" x 17.0"	625 lbs.	\$750
PS-32	48.0" x 32.0"	1930 lbs.	\$2080

Peak

To order: Specify product name, solid or perforated panels, and powdercoat color. Specify for use with Landscape Forms' table or surface mount stand considering the following requirements. All tables used with Peak must be surface mounted or embedded. When used with Manistee, Charlie, or tables other than those supplied by Landscape Forms, Peak must be secured in our surface mounted stand. In all cases, Peak pole must be bolted to Landscape Forms' table base, or to surface mounted stand. These requirements are mandatory to assure safety of occupants. Some assembly required – pole is not attached to the topcap.

Peak Umbrella

	Size (w x d x h)	Ship Weight	Price (USD)
Perf	86.5" x 89.3" x 82.7"	119 lbs.	\$3430
Solid	86.5" x 89.3" x 82.7"	119 lbs.	\$3430

Peak Option

	Size (h x d)	Ship Weight	Price (USD)
Surface Mount Stand	26.0" x 14.0"	40 lbs.	\$320

Peak

Perisphere

To order: Specify Perisphere bench, select length and bench configuration and mounting style (freestanding, surface mount, or embedded). Select powdercoat color and wood type. Bench ships disassembled.

Perisphere Bench

	Size (d x w x h)	Ship Weight	Price (USD)
59" bench backed	22.8" x 59.3" x 34.3"	190 lbs.	\$2060
59" bench backless	22.8" x 59.3" x 28.0"	155 lbs.	\$1460
117" bench backed	22.8" x 117.0" x 34.3"	285 lbs.	\$4010
117" bench backless	22.8" x 117.0" x 28.0"	220 lbs.	\$2790
117" bench - left backless, right backed	22.8" x 117.0" x 34.3"	255 lbs.	\$3410
117" bench - left backed, right backless	22.8" x 117.0" x 34.3"	255 lbs.	\$3410
175" bench backed	22.8" x 175.0" x 34.3"	415 lbs.	\$5960
175" bench backless	22.8" x 175.0" x 28.0"	320 lbs.	\$4110
175" bench - left backed, center backless, right backed	22.8" x 175.0" x 34.3"	385 lbs.	\$5330

59" bench backed	59" bench backless	117" left backed right backless	117" left backless right backed
117" bench backed	117" bench backless	175" left backed center backless right backed	175" bench backed
175" bench backless			

Petoskey™ Ash Urn

To order: Specify collection name and powdercoat color. Freestanding/surface mount only. Ships fully assembled.

Petoskey Ash Urn

	Size (d x h)	Ship Weight	Price (USD)
Ash Urn	12.0" x 21.0"	40 lbs.	\$630

Petoskey™ Litter Receptacle

To order: Specify collection name, model description, and powdercoat color. Litter receptacle with hinged lid is freestanding/surface mount. Black polyethylene liner included with each unit. Litter ships fully assembled. All units feature hinged side panel for easy opening.

Petoskey Litter Receptacle

	Size (d x h x c)	Ship Weight	Price (USD)
Perforated Metal Hinged Lid	20.0" x 42.0" x 30.0 Gal.	125 lbs.	\$1410

Petoskey Litter Option

	Ship Weight	Price (USD)
Sand Pan	2 lbs.	\$150

litter receptacle | hinged lid | standard side opening | signage

Petoskey™ Recycling Litter

To order: Specify collection name and model description. Select powdercoat color, and 5" diameter opening, 3"h x 11"w newspaper slot, or standard side opening. Litter is freestanding or surface mounted. Select standard wording from options available on landscapeforms.com. Custom wording available for an upcharge. Signage size: 10" x 10". Black polyethylene liner included with each unit. Ships fully assembled. All units feature hinged side panel for easy opening.

Petoskey Recycling Litter w/Signage

	Size (d x h x c)	Ship Weight	Price (USD)
w/signage	20.0" x 42.0" x 30.0 Gal.	125 lbs.	\$1680

5" dia. opening | signage

Pitch™ Litter Receptacle

To order: Specify product name, model description and powdercoat color. Select rotationally molded polyethylene color for lid. Lid is not available in Millstone. Shipped with freestanding glides; surface mount holes provided in base. Black polyethylene liner included with each unit. Litter ships fully assembled.

Pitch Litter Top Opening

	Size (d x h x l x c)	Ship Weight	Price (USD)
Top Opening Litter	25.0" x 18.0" x 33.0" x 32.0 Gal.	175 lbs.	\$1710

Pitch Litter Side Opening

	Size (d x h x l x c)	Ship Weight	Price (USD)
Side Opening Litter	25.0" x 18.0" x 34.0" x 28.0 Gal.	170 lbs.	\$1910

Pitch litter Side Opening w/Bowl/Funnel Ash Urn

	Size (d x h x l x c)	Ship Weight	Price (USD)
Side Opening Litter w/Bowl/Funnel Ash Urn	25.0" x 18.0" x 34.0" x 28.0 Gal.	171 lbs.	\$2080

side opening litter receptacle | bowl | funnel | ash urn

Plainwell™ Bench

To order: Specify collection name, with or without center arm, length, seat material and powdercoat color. For wood, specify wood type. Powdercoated cast aluminum parts, by their nature, have a coarse surface, creating individualized character. Bench ships fully assembled. Check Materials/Colors link on website for species.

Plainwell Bench w/o Center Arm - 72"

	Size (d x h x l)	Ship Weight	Price (USD)
Basic Exterior Woods no Finish	25.0" x 32.0" x 72.0"	205 lbs.	\$2150
Premium Exterior Woods no Finish	25.0" x 32.0" x 72.0"	165 lbs.	\$2390
Basic Interior Woods w/LF-80 Finish	25.0" x 32.0" x 72.0"	145 lbs.	\$2270
Premium Interior Woods w/LF-80 Finish	25.0" x 32.0" x 72.0"	165 lbs.	\$2790
Aluminum	25.0" x 32.0" x 72.0"	215 lbs.	\$2770

Plainwell Bench w/Center Arm - 72"

	Size (d x h x l)	Ship Weight	Price (USD)
Basic Exterior Woods no Finish	25.0" x 32.0" x 72.0"	215 lbs.	\$2380
Premium Exterior Woods no Finish	25.0" x 32.0" x 72.0"	175 lbs.	\$2640
Basic Interior Woods w/LF-80 Finish	25.0" x 32.0" x 72.0"	155 lbs.	\$2520
Premium Interior Woods w/LF-80 Finish	25.0" x 32.0" x 72.0"	175 lbs.	\$3050
Aluminum	25.0" x 32.0" x 72.0"	225 lbs.	\$3030

Plainwell Bench w/o Center Arm - 96"

	Size (d x h x l)	Ship Weight	Price (USD)
Basic Exterior Woods no Finish	25.0" x 32.0" x 96.0"	275 lbs.	\$2660
Premium Exterior Woods no Finish	25.0" x 32.0" x 96.0"	220 lbs.	\$2980
Basic Interior Woods w/LF-80 Finish	25.0" x 32.0" x 96.0"	195 lbs.	\$2840
Premium Interior Woods w/LF-80 Finish	25.0" x 32.0" x 96.0"	220 lbs.	\$3380
Aluminum	25.0" x 32.0" x 96.0"	285 lbs.	\$3430

Plainwell Bench w/Center Arm - 96"

	Size (d x h x l)	Ship Weight	Price (USD)
Basic Exterior Woods no Finish	25.0" x 32.0" x 96.0"	285 lbs.	\$2910
Premium Exterior Woods no Finish	25.0" x 32.0" x 96.0"	230 lbs.	\$3220
Basic Interior Woods w/LF-80 Finish	25.0" x 32.0" x 96.0"	205 lbs.	\$3070
Premium Interior Woods w/LF-80 Finish	25.0" x 32.0" x 96.0"	230 lbs.	\$3620
Aluminum	25.0" x 32.0" x 96.0"	295 lbs.	\$3700

Plainwell Bench w/Two Intermediate Arms - 96"

	Size (d x h x l)	Ship Weight	Price (USD)
Basic Exterior Woods no Finish	25.0" x 32.0" x 96.0"	295 lbs.	\$3180
Premium Exterior Woods no Finish	25.0" x 32.0" x 96.0"	240 lbs.	\$3510
Basic Interior Woods w/LF-80 Finish	25.0" x 32.0" x 96.0"	215 lbs.	\$3350
Premium Interior Woods w/LF-80 Finish	25.0" x 32.0" x 96.0"	240 lbs.	\$3920
Aluminum	25.0" x 32.0" x 96.0"	305 lbs.	\$3950

72" bench 72" bench | center arm 96" bench | center arm 96" bench | two intermediate arms

Plainwell™ Litter Receptacles

To order: Specify collection name, model description, wood type or aluminum side panel, and powdercoat color. For wood, specify wood type. Litter receptacle top is rotomolded polyethylene and available in Black only. Black polyethylene liner included with each unit. Litter ships fully assembled. Check Materials/Colors link on website for species. Unit is emptied by lifting trash bag from the top.

Plainwell Top Opening Litter

	Size (d x h x c)	Ship Weight	Price (USD)
Basic Exterior Woods no Finish	30.0" x 38.0" x 35.0 Gal.	150 lbs.	\$1760
Premium Exterior Woods no Finish	30.0" x 38.0" x 35.0 Gal.	125 lbs.	\$1940
Basic Interior Woods w/LF-80 Finish	30.0" x 38.0" x 35.0 Gal.	115 lbs.	\$1850
Premium Interior Woods w/LF-80 Finish	30.0" x 38.0" x 35.0 Gal.	125 lbs.	\$2360

Aluminum	30.0" x 38.0" x 35.0 Gal.	145 lbs.	\$2030
----------	---------------------------	----------	--------

Plainwell Side Opening Litter

	Size (d x h x c)	Ship Weight	Price (USD)
Basic Exterior Woods no Finish	30.0" x 45.0" x 35.0 Gal.	160 lbs.	\$1820
Premium Exterior Woods no Finish	30.0" x 45.0" x 35.0 Gal.	135 lbs.	\$1990
Basic Interior Woods w/LF-80 Finish	30.0" x 45.0" x 35.0 Gal.	125 lbs.	\$1900
Premium Interior Woods w/LF-80 Finish	30.0" x 45.0" x 35.0 Gal.	135 lbs.	\$2410
Aluminum	30.0" x 45.0" x 35.0 Gal.	155 lbs.	\$2080

litter receptacle | top opening litter receptacle | side opening litter receptacle | side opening | sand pan

Plaza Planter

Plaza Planter design is protected by Spanish Industrial Design number 131,946. To order: Specify collection and product name. Select wood type or embossed, powdercoat metal for walls, and size of planter. If metal is specified, select powdercoat color. Available freestanding only, with stainless steel leveling feet. Plaza corners come standard in matte black with one standard drain hole, and ships fully assembled. Check Materials/Colors link on website for species.

Plaza Planter Metal

	Size (d x h x l x c)	Ship Weight	Price (USD)
Metal Planter, 28"	28.0" x 18.0" x 28.0" x 27.0 Gal.	175 lbs.	\$2760
Metal Planter, 36"	36.0" x 32.0" x 36.0" x 74.0 Gal.	340 lbs.	\$4000
Metal Planter, 48"	48.0" x 32.0" x 48.0" x 159.0 Gal.	460 lbs.	\$4550

Plaza Planter Wood

	Size (d x h x l x c)	Ship Weight	Price (USD)
Basic Exterior Woods, no Finish, 28"	28.0" x 18.0" x 28.0" x 27.0 Gal.	145 lbs.	\$2340
Premium Exterior Woods, no Finish, 28"	28.0" x 18.0" x 28.0" x 27.0 Gal.	145 lbs.	\$2610
Basic Exterior Woods, no Finish, 36"	36.0" x 32.0" x 36.0" x 74.0 Gal.	270 lbs.	\$3460
Premium Exterior Woods, no Finish, 36"	36.0" x 32.0" x 36.0" x 74.0 Gal.	270 lbs.	\$3840
Basic Exterior Woods, no Finish, 48"	48.0" x 32.0" x 48.0" x 159.0 Gal.	375 lbs.	\$4000
Premium Exterior Woods, no Finish, 48"	48.0" x 32.0" x 48.0" x 159.0 Gal.	375 lbs.	\$4370

36" metal planter 48" wood planter 28" wood planter

Plexus II™ Bench

To order: Specify collection name, seat model description and groupings (number of seats on each horizontal tube section). Select support styles (see website), and powdercoat color. Prices include standard horizontal tube, adapters, and supports. Please include a sketch of groupings. Some assembly required.

Plexus Backless Seats

	Size (d x h x l)	Ship Weight	Price (USD)
Straight Runs	22.0" x 22.0" x 22.0"	48 lbs.	\$620

Plexus Backed Seats

	Size (d x h x l)	Ship Weight	Price (USD)
Backed Seat, for Straight Runs	22.0" x 22.0" x 28.0"	63 lbs.	\$790

Plexus Options

	Ship Weight	Price (USD)
Armrest for Straight Backless Seats	5 lbs.	\$160
Armrest for Backed Seats	5 lbs.	\$160
Single seat upcharge		\$160

backless seat for straight runs	backless optional armrest	surface mount cover plate (b)	wall mounted (b)
backed seat straight runs	backed seat optional armrest	surface mount cover plate	wall mounted
straight backed 3 seat group 72" length			

Plexus II™ Companion Tables

To order: Specify collection name, seat model description and groupings (number of seats on each horizontal tube section). Select support styles (see website), and powdercoat color. Prices include standard horizontal tube, adapters, and supports. Please include a sketch of groupings. Some assembly required.

Plexus Companion Table

	Size (d x h x l)	Ship Weight	Price (USD)
Table for Straight Runs	22.0" x 22.0" x 0.0"	48 lbs.	\$660

straight run table

Plexus II™ Litter Receptacle

To order: Specify freestanding or surface mount. Specify powdercoat color. Polyethylene liners coordinate with powdercoat colors. Litter ships fully assembled. All units feature hinged side panel door for easy emptying.

Plexus Top Opening Litter

	Size (d x h x c)	Ship Weight	Price (USD)
Top Opening, 16"	16.0" x 28.0" x 15.0 Gal.	50 lbs.	\$1060
Top Opening, 20"	20.0" x 36.0" x 30.0 Gal.	85 lbs.	\$1260

Plexus Side Opening Litter

	Size (d x h x c)	Ship Weight	Price (USD)
Side Opening, 16"	16.0" x 32.0" x 15.0 Gal.	55 lbs.	\$1100
Side Opening, 20"	20.0" x 40.0" x 30.0 Gal.	100 lbs.	\$1330

Plexus Side Opening Litter Option

	Size (d x d)	Ship Weight	Price (USD)
Sand Pan	11.0" x 1.5"		\$130

litter receptacle side opening litter receptacle top opening

Poe Litter Receptacle

To order: Specify collection, model description and powdercoat color. When specifying recycling litter, choose slot, 5" diameter or standard opening; select standard wording (shown at landscapeforms.com). Custom wording available for an upcharge. Specify with or without keyed lock. Shipped with freestanding glides; surface mount holes provided in base. Black polyethylene liner ships with each unit. Poe ships fully assembled.

Poe Litter

	Size (d x h x l x c)	Ship Weight	Price (USD)
Top Opening	29.0" x 39.0" x 29.0" x 34.0 Gal.	210 lbs.	\$2320
Side Opening	29.0" x 44.0" x 29.0" x 34.0 Gal.	220 lbs.	\$2370
Side Opening Recycling	29.0" x 44.0" x 29.0" x 34.0 Gal.	220 lbs.	\$2520

Poe Options

	Ship Weight	Price (USD)
w/Lock		\$130
Custom Signage		\$90

Presidio™ Bench

To order: contact Landscape Forms' Sales Support.

Presidio Backed Straight Seats

	Size (f x b x d)	Ship Weight	Price (USD)
No Arms	22.5" x 22.5" x 30.0"	128 lbs.	\$1190
Two Arms	22.5" x 22.5" x 30.0"	132 lbs.	\$1400
Right Arm	22.5" x 22.5" x 30.0"	130 lbs.	\$1300
Left Arm	22.5" x 22.5" x 30.0"	130 lbs.	\$1300

Presidio Narrow-Backed Angled Seats

	Size (f x b x d)	Ship Weight	Price (USD)
No Arms	17.0" x 29.0" x 30.0"	124 lbs.	\$1480
Two Arms	17.0" x 29.0" x 30.0"	128 lbs.	\$1680
Right Arm	17.0" x 29.0" x 30.0"	126 lbs.	\$1580
Left Arm	17.0" x 29.0" x 30.0"	126 lbs.	\$1580

Presidio Wide-Backed Angled Seats

	Size (f x b x d)	Ship Weight	Price (USD)
No Arms	29.0" x 17.0" x 30.0"	131 lbs.	\$1480
Two Arms	29.0" x 17.0" x 30.0"	135 lbs.	\$1680
Right Arm	29.0" x 17.0" x 30.0"	133 lbs.	\$1580
Left Arm	29.0" x 17.0" x 30.0"	133 lbs.	\$1580

Presidio Backless Straight Seats

	Size (f x b x d)	Ship Weight	Price (USD)
No Arms	22.5" x 22.5" x 22.0"	84 lbs.	\$1000
Two Arms	22.5" x 22.5" x 22.0"	88 lbs.	\$1200
One Arm	22.5" x 22.5" x 22.0"	86 lbs.	\$1100

Presidio Backless Angled Seats

	Size (f x b x d)	Ship Weight	Price (USD)
No Arms	19.0" x 28.0" x 22.0"	85 lbs.	\$1200
Two Arms	19.0" x 28.0" x 22.0"	89 lbs.	\$1410
Right Arm	19.0" x 28.0" x 22.0"	87 lbs.	\$1310
Left Arm	19.0" x 28.0" x 22.0"	87 lbs.	\$1310

backed straight right arm	backed straight two arms	backed straight	backed straight left arm
wide backed angled right arm	wide backed angled two arms	wide backed angled	wide backed angled left arm
backless straight one arm	backless straight two arms	narrow backed angled left arm	narrow backed angled right arm
narrow backed angled two arms	narrow backed angled	right arm	two arms
left arm	no arms	full circle 60" radius (16) narrow backed angled seats	straight backed 4 seat group 92" length
surface mount with cover plate	118" radius alternating (4) angled and (4) straight backless seats		

Presidio™ Litter Receptacle

To order: contact Landscape Forms' Sales Support.

Presidio Litter Receptacles

	Size (w x h x c)	Ship Weight	Price (USD)
Top Opening	26.0" x 30.0" x 30.0 Gal.	280 lbs.	\$2370
Side Opening	26.0" x 40.0" x 30.0 Gal.	280 lbs.	\$2370

Presidio Litter Options

	Size (w x h)	Ship Weight	Price (USD)
Ash Urn (2-3/4" dia. x 6-6/8" long)	7.0" x 7.0"	1 lbs.	\$200
Keyed Door Lock			\$130

top open ash urn

Quartz Series Planter NOT OFFERED ON CONTRACT

To order: Select Konegay Planter. After that, select Quartz Planter, then Planter Model, Concrete Color, Sealant Option and Finish/Sandblasting Option. 2-3/8" Drain Hole is standard. Prices are shown for Natural Gray color. 15% upcharge for Standard Colors. 25% upcharge for Non-Standard Colors. 8% upcharge for Sealer. \$265 upcharge for Sandblasting.

Quartz Planter

	Size (d x h)	Ship Weight	Price (USD)
QS-27	26.5" x 27.0"	490 lbs.	\$680
QS-30	43.0" x 30.0"	825 lbs.	\$1110
QS-39	40.0" x 39.0"	950 lbs.	\$1230
QS-45	28.0" x 45.0"	1055 lbs.	\$1370

Rest[®] Bench

To order: Specify collection, model description and powdercoat color. Select aluminum or wood, and backed or backless. For wood, specify wood type. For Backed bench, specify with or without arms. Specify with or without one or two optional dividers. Select freestanding, surface mount or embedded. Bench ships fully assembled. Length of seat panel is 65". Check Materials/Colors link on website for species.

Rest Backless - Aluminum

	Size (d x h x l)	Ship Weight	Price (USD)
Backless, Aluminum	21.0" x 18.0" x 80.0"	223 lbs.	\$2360

Rest Backless - Wood

	Size (d x h x l)	Ship Weight	Price (USD)
Basic Exterior Woods, no Finish	21.0" x 18.0" x 80.0"	208 lbs.	\$1840
Premium Exterior Woods, no Finish	21.0" x 18.0" x 80.0"	208 lbs.	\$2090
Basic Interior w/LF 80 Finish	21.0" x 18.0" x 80.0"	208 lbs.	\$2250
Premium Interior w/LF 80 Finish	21.0" x 18.0" x 80.0"	208 lbs.	\$2520

Rest Backed - Aluminum

	Size (d x h x l)	Ship Weight	Price (USD)
No Arms, Aluminum	26.0" x 33.0" x 80.0"	302 lbs.	\$2850
w/Arms, Aluminum	26.0" x 33.0" x 80.0"	317 lbs.	\$3100

Rest Backed - Wood

	Size (d x h x l)	Ship Weight	Price (USD)
Basic Exterior Woods, no Finish, no Arms	26.0" x 33.0" x 80.0"	274 lbs.	\$2760
Premium Exterior Woods, no Finish, no Arms	26.0" x 33.0" x 80.0"	274 lbs.	\$3080
Basic Exterior Woods, no Finish, w/Arms	26.0" x 33.0" x 80.0"	289 lbs.	\$3020
Premium Exterior Woods, no Finish, w/Arms	26.0" x 33.0" x 80.0"	289 lbs.	\$3340
Basic Interior w/LF 80 Finish, no Arms	26.0" x 33.0" x 80.0"	274 lbs.	\$3170
Premium Interior w/LF 80 Finish, no Arms	26.0" x 33.0" x 80.0"	274 lbs.	\$3490

Basic Interior w/LF 80 Finish, w/Arms	26.0" x 33.0" x 80.0"	289 lbs.	\$3430
Premium Interior w/LF 80 Finish, w/Arms	26.0" x 33.0" x 80.0"	289 lbs.	\$3740

Bench Options

		Ship Weight	Price (USD)
Seat Dividers		3 lbs.	\$150

backless bench, w seat divider	backless bench, w two seat dividers	backed bench, no arms	backed bench, w arms
backed bench, w arms and seat divider	backed bench, w two dividers		

Ribbed Series Planter

NOT OFFERED ON CONTRACT

To order: Select Kornegay Planter. After that, select Ribbed Planter, then Planter Model, Concrete Color, Sealant Option and Finish/Sandblasting Option. 2-3/8" Drain Hole is standard. Prices are shown for Natural Gray color. 15% upcharge for Standard Colors. 25% upcharge for Non-Standard Colors. 8% upcharge for Sealer. \$265 upcharge for Sandblasting.

Ribbed Planter

	Size (d x h)	Ship Weight	Price (USD)
RS-12	28.0" x 12.0"	155 lbs.	\$300
RS-15	15.0" x 15.0"	55 lbs.	\$200
RS-21	24.0" x 21.0"	145 lbs.	\$330
RS-27	33.0" x 27.0"	370 lbs.	\$530
RS-30	15.0" x 30.0"	245 lbs.	\$520
RS-36	34.0" x 36.0"	620 lbs.	\$820

Ride® Bike Rack

To order: Specify collection, model description and powdercoat color. Select surface mount or embedded. Ride ships fully assembled, and must be spaced 30" apart, and 24" from wall to meet APBP guidelines. Ride can secure two bicycles to rack.

Ride Bike Rack

	Size (d x h x l)	Ship Weight	Price (USD)
Bike Rack	4.0" x 26.0" x 28.0"	50 lbs.	\$610

Ride Bike Rack

Ring® Bike Rack

To order: Specify model description, powdercoat color, or electro polished stainless steel. Ships fully assembled. Ring can secure two bicycles parked parallel to rack. Ring Bike Rack meets APBP guidelines.

Ring Bike Rack

	Size (d x w x h)	Ship Weight	Price (USD)
Stainless Steel	1.5" x 25.0" x 27.0"	22 lbs.	\$570
Powdercoat Steel	1.5" x 25.0" x 27.0"	22 lbs.	\$460

Ring Bike Rack

Rosa™ Planter

To order: Specify collection name, dimensions, freestanding or surface mount, with or without drain hole. Select polyethylene color. All polyethylene colors available; Millstone is an aggregate and incurs an upcharge. Custom solid colors available for an upcharge. Custom aggregate colors not available. Ships fully assembled.

Rosa Planter Basic Solid Color

	Size (d x h x c)	Ship Weight	Price (USD)
24" x 15"	24.0" x 15.0" x 18.0 Gal.	15 lbs.	\$500
30" x 18"	30.0" x 18.0" x 31.0 Gal.	21 lbs.	\$630
42" x 13"	42.0" x 13.0" x 63.0 Gal.	27 lbs.	\$830
36" x 23"	36.0" x 23.0" x 39.0 Gal.	35 lbs.	\$920

Rosa Planter Premium Millstone Color

	Size (d x h x c)	Ship Weight	Price (USD)
24" x 15"	24.0" x 15.0" x 18.0 Gal.	15 lbs.	\$740
30" x 18"	30.0" x 18.0" x 31.0 Gal.	21 lbs.	\$940
42" x 13"	42.0" x 13.0" x 63.0 Gal.	27 lbs.	\$1060
36" x 23"	36.0" x 23.0" x 39.0 Gal.	35 lbs.	\$1140

30" x 18" 36" x 23" 42" x 13" 24" x 15"

Scarborough™ Bench

To order: Specify collection name, model description, horizontal strap or woven seat style, and powdercoat color. Bench ships fully assembled.

Scarborough Backless Horiz. Strap Bench

	Size (d x h x l)	Ship Weight	Price (USD)
48"	26.0" x 28.0" x 48.0"	135 lbs.	\$1670
72"	26.0" x 28.0" x 72.0"	170 lbs.	\$1690
96"	26.0" x 28.0" x 96.0"	210 lbs.	\$2090

Scarborough Backless Woven Bench

	Size (d x h x l)	Ship Weight	Price (USD)
48"	26.0" x 28.0" x 48.0"	125 lbs.	\$2560
72"	26.0" x 28.0" x 72.0"	160 lbs.	\$3080
96"	26.0" x 28.0" x 96.0"	200 lbs.	\$3560

Scarborough Backed Horiz. Strap Bench

	Size (d x h x l)	Ship Weight	Price (USD)
24"	28.0" x 34.0" x 22.0"	155 lbs.	\$1560
48"	28.0" x 34.0" x 48.0"	190 lbs.	\$1800
72"	28.0" x 34.0" x 72.0"	240 lbs.	\$1850
72" w/Center Arm	28.0" x 34.0" x 72.0"	250 lbs.	\$2160
96"	28.0" x 34.0" x 96.0"	260 lbs.	\$2460
96" w/Center Arm	28.0" x 34.0" x 96.0"	270 lbs.	\$2760
96" w/Two Intermediate Arm	28.0" x 34.0" x 96.0"	280 lbs.	\$3070

Scarborough Backed Woven Seat Bench

	Size (d x h x l)	Ship Weight	Price (USD)
24"	28.0" x 34.0" x 24.0"	135 lbs.	\$2460
48"	28.0" x 34.0" x 48.0"	175 lbs.	\$3000
72"	28.0" x 34.0" x 72.0"	205 lbs.	\$3550
72" w/Center Arm	28.0" x 34.0" x 72.0"	215 lbs.	\$3850
96"	28.0" x 34.0" x 96.0"	245 lbs.	\$4510
96" w/Center Arm	28.0" x 34.0" x 96.0"	255 lbs.	\$4810
96" w/Two Intermediate Arm	28.0" x 34.0" x 96.0"	265 lbs.	\$5110

24" backed bench horizontal strap	48" backed bench horizontal strap	48" backless bench horizontal strap	48" backless bench woven
72" backed bench horizontal strap center arm	72" backed bench woven	72" backless bench horizontal strap	96" backed bench horizontal strap
96" backless bench horizontal strap			

Scarborough™ Litter Receptacle

To order: Specify collection name, model description, vertical strap or square bar side panel (both side panel styles are aluminum for rust resistance) and powdercoat color. Polyethylene liners coordinate with powdercoat colors. Litter ships fully assembled.

Scarborough Litter Receptacle

	Size (d x h x c)	Ship Weight	Price (USD)
Top Opening	25.0" x 33.0" x 30.0 Gal.	100 lbs.	\$1380
Side Opening	25.0" x 40.0" x 30.0 Gal.	105 lbs.	\$1490

Scarborough Litter Options

	Ship Weight	Price (USD)
Keyed Lock		\$120
Sand Pan for Receptacles w/Side Openings		\$130

top opening side opening

Scarborough™ Recycling Litter

To order: Specify collection name, model description, and powdercoat color. Side panel available only in vertical strap. Select single or dual purpose unit. Choose opening style: 5" diameter, 3" h x 11" w/newspaper slot, or standard side opening. Choose one opening style and signage for single purpose, two opening styles and signage for dual purpose. Dual purpose units come with divider installed in liner. Select standard wording from options available on landscapeforms.com. Custom wording available for an upcharge. Signage size: 5" x 7". Litter is freestanding or surface mounted. Polyethylene liners coordinate with powdercoat colors. Ships fully assembled.

Scarborough Recycling Litter w/Signage

	Size (d x h x c)	Ship Weight	Price (USD)
Single Use	25.0" x 40.0" x 30.0 Gal.	105 lbs.	\$1680
Dual Use	25.0" x 40.0" x 30.0 Gal.	105 lbs.	\$1930

Scarborough Recycling Litter Options

	Ship Weight	Price (USD)
Custom Signage 2 per unit, Price per sign		\$70

standard side opening | signage 5" dia opening | signage newspaper slot | signage

Select Recycling Litter

Select Recycling Litter is protected by U.S. Patent Nos. D652,599. To order: Specify collection name and model description. When specifying Combination Solid and Perforated, provide solid or perforated choice for the body and for each door. Select powdercoat color(s) for body, door, trim and signage plate. Choose opening style: 5" diameter, newspaper slot or multi-use. Select standard wording options for signage at landscapeforms.com. Custom wording available for an upcharge. Black polyethylene liner ships with each unit. Specify with or without keyed lock(s). Litter ships with adjustable glides, Ships fully assembled.

Select 25 Gallon Single Unit

	Size (d x w x h)	Ship Weight	Price (USD)
Solid	17.0" x 17.0" x 42.0"	170 lbs.	\$1430
Perforated	17.0" x 17.0" x 42.0"	170 lbs.	\$1520
Combo - Solid and Perf	17.0" x 17.0" x 42.0"	170 lbs.	\$1610

Select 50 Gallon Double Unit

	Size (d x w x h)	Ship Weight	Price (USD)
Solid	17.0" x 34.0" x 42.0"	285 lbs.	\$2490
Perforated	17.0" x 34.0" x 42.0"	285 lbs.	\$2620
Combo - Solid and Perf	17.0" x 34.0" x 42.0"	285 lbs.	\$2790

Select 75 Gallon Triple Unit

	Size (d x w x h)	Ship Weight	Price (USD)
Solid	17.0" x 51.0" x 42.0"	370 lbs.	\$3560
Perforated	17.0" x 51.0" x 42.0"	370 lbs.	\$3780
Combo - Solid and Perf	17.0" x 51.0" x 42.0"	370 lbs.	\$4000

Select Options

	Ship Weight	Price (USD)
Keyed Lock - per Door		\$130
Custom Signage - per sign		\$100

newspaper slot | 25 gallon
single unit | perforated |
signage

perforated
sample

5" diameter | newspaper slot | 50
gallon double unit | solid | signage

newspaper slot | 5" diameter | multi
use | 75 gallon triple unit | solid |
signage

Sentinel™ Bollard

Sentinel Security Sleeve

	Size (d x h)	Ship Weight	Price (USD)
Security Sleeve, Dome Top	15.0" x 44.0"	70 lbs.	\$2960

domed top mitre top

Shade™ Umbrella

To order: Specify product name, model description and powdercoat color. Specify for use with Landscape Forms' table or surface mount stand considering the following requirements. All tables used with Shade must be surface mounted or embedded. When used with Manistee, Charlie, or tables other than those supplied by Landscape Forms, Shade must be secured in our surface mounted stand. In all cases, Shade pole must be bolted to Landscape Forms' table base, or to surface mounted stand. These requirements are mandatory to assure safety of occupants. Some assembly required – pole is not attached to the topcap. Clearance under Shade is 6' 2".

Shade Umbrellas

	Size (d x d)	Ship Weight	Price (USD)
Alum. Perf Panels	79.0" x 79.0"	140 lbs.	\$5020

Shade Option

	Size (h x d)	Ship Weight	Price (USD)
Surface Mount Stand	26.0" x 14.0"	40 lbs.	\$340

shade | surface mount stand shade

Sicurta and Sillarga Chair/Recliner **OMNIA/NCPA DISCOUNT 5% OFF NET**

To order, specify collection, model description, and standard color. Both chairs are freestanding, but can be embedded, and have an acid-etched/ waterproofed finish. Visit landscapeforms.com for standard color options. See installation guide for important information.

Sicurta Chair

	Size (d x h x l)	Ship Weight	Price (USD)
Chair	21.0" x 32.0" x 26.0"	629 lbs.	\$1350

Sillarga Recliner

	Size (d x h x l)	Ship Weight	Price (USD)
Recliner	23.0" x 32.0" x 52.0"	805 lbs.	\$1750

chair recliner

Silla Chair

OMNIA/ DISCOUNT 5% OFF NET

To order, specify collection, model description, and standard color. Silla chairs must be embedded and have a polished stone/waterproofed finish. Visit landscapeforms.com for standard color options. See installation guide for important information.

Silla Chair

	Size (w x h)	Ship Weight	Price (USD)
Chair	20.0" x 31.0"	475 lbs.	\$1410

chair

Sit™ Bench

To order: Specify product name, model description and powdercoat color. Specify surface mount or freestanding. Select number of optional seat dividers. Bench ships fully assembled.

Sit Backless

	Size (d x h x l)	Ship Weight	Price (USD)
No Divider	20.0" x 28.0" x 69.0"	190 lbs.	\$2080
One Divider	20.0" x 28.0" x 69.0"	195 lbs.	\$2220
Two Dividers	20.0" x 28.0" x 69.0"	200 lbs.	\$2360

Sit Backed

	Size (d x h x l)	Ship Weight	Price (USD)
No Divider	25.0" x 32.0" x 74.0"	210 lbs.	\$3020
One Divider	25.0" x 32.0" x 74.0"	215 lbs.	\$3170
Two Dividers	25.0" x 32.0" x 74.0"	220 lbs.	\$3320

backless bench | 1 divider backed bench | 2 dividers backed bench

Socrates Bench

OMNIA/NCPA DISCOUNT 5% OFF NET

To order, specify collection, model description, and standard color. Socrates can be freestanding or embedded, and has a polished stone/waterproofed finish. Visit landscapeforms.com for standard color options. See installation guide for important information.

Socrates Bench

	Size (d x h x l)	Ship Weight	Price (USD)
24"	24.0" x 18.0" x 24.0"	916 lbs.	\$1060
95"	24.0" x 18.0" x 95.0"	3407 lbs.	\$3060
142"	24.0" x 18.0" x 142.0"	5170 lbs.	\$4690

24" bench 95" bench 142" bench

Solstice™ Umbrellas

To order: Specify model description, perforated or solid metal panels, powdercoat color(s) and with Landscape Forms' table or surface mount stand considering the following requirements. All tables used with Solstice must be surface mounted or embedded. When used with Charlie, or tables other than those supplied by Landscape Forms, Solstice must be secured in our surface mounted stand. In all cases, Solstice pole must be bolted to Landscape Forms' table base, or to surface mounted stand. These requirements are mandatory to assure safety of occupants. Some assembly required. Pole is 1 1/2" in diameter. Clearance under shade panels for all three styles is 6' 2".

Solstice Altair Sunshade

	Size (h x d)	Ship Weight	Price (USD)
Table Mount	84.0" x 87.0"	100 lbs.	\$3590
Stand Mount (stand sold separately)	91.0" x 87.0"	100 lbs.	\$3590

Solstice Cygnus Sunshade

	Size (h x d)	Ship Weight	Price (USD)
Table Mount	84.0" x 90.0"	100 lbs.	\$4150
Stand Mount (stand sold separately)	91.0" x 90.0"	100 lbs.	\$4150

Surface Mount Umbrella Stand

	Size (h x d)	Ship Weight	Price (USD)
Surface Mount Stand	26.0" x 14.0"	40 lbs.	\$330

altair cygnus

Sorella Planter

To order: Select Sorella planter, product description and size. Select powdercoated metal color. Planters are freestanding with the exception of those noted below. Specify with or without drainholes. Planter ships fully assembled with base and glides. *Must be surface mounted.

Sorella Planter Powdercoated

	Size (w x d x h x c)	Ship Weight	Price (USD)
15"w x 15"d x 18"h	15.0" x 15.0" x 18.0" x 13.0 Gal.	51 lbs.	\$1020
30"w x 30"d x 18"h	30.0" x 30.0" x 18.0" x 55.0 Gal.	134 lbs.	\$1430
45"w x 45"d x 18"h	45.0" x 45.0" x 18.0" x 127.0 Gal.	235 lbs.	\$1930
30"w x 15"d x 18"h	30.0" x 15.0" x 18.0" x 26.0 Gal.	107 lbs.	\$1180
45"w x 15"d x 18"h	45.0" x 15.0" x 18.0" x 40.0 Gal.	183 lbs.	\$1430
45"w x 30"d x 18"h	45.0" x 30.0" x 18.0" x 83.0 Gal.	215 lbs.	\$1650
15"w x 15"d x 30"h*	15.0" x 15.0" x 30.0" x 19.0 Gal.	101 lbs.	\$1210
30"w x 30"d x 30"h	30.0" x 30.0" x 30.0" x 89.0 Gal.	165 lbs.	\$1670
45"w x 45"d x 30"h	45.0" x 45.0" x 30.0" x 211.0 Gal.	289 lbs.	\$2390
30"w x 15"d x 30"h*	30.0" x 15.0" x 30.0" x 40.0 Gal.	129 lbs.	\$1410
45"w x 15"d x 30"h*	45.0" x 15.0" x 30.0" x 62.0 Gal.	208 lbs.	\$1680
45"w x 30"d x 30"h	45.0" x 30.0" x 30.0" x 137.0 Gal.	246 lbs.	\$1980

45" x 15" x 30" 45" x 30" x 18" 45" x 30" x 30" 45" x 45" x 18"

45" x 45" x 30" 15" x 15" x 18" 15" x 15" x 30" 30" x 15" x 18"

30" x 15" x 30" 30" x 30" x 18" 30" x 30" x 30" 45" x 15" x 18"

Sort™ Recycling Litter

To order: Specify collection name, model description. Select color, signage* and with or without lock for each bin. Custom solid colors available for an upcharge. Bins not available in Millstone. Signage plate comes standard in pearl grey with black letters. Select standard wording from options available on landscapeforms.com. Custom wording available for an upcharge. Unit can be emptied by lifting trash bag from the top, or lifted and emptied if bin is not attached to basket.

Sort Recycling Bins - w/o Basket

	Size (d x h x l)	Ship Weight	Price (USD)
25 Gal. Bin	20.0" x 10.0" x 39.0"	38 lbs.	\$560
50 Gal. Bin	20.0" x 20.0" x 39.0"	45 lbs.	\$610

Sort Options

	Ship Weight	Price (USD)
Keyed Lock - per Bin		\$130
Custom Signage - per Bin		\$90

25 gallon bin 50 gallon bin

Square Series Planter NOT OFFERED ON CONTRACT

To order: Select Kornegay Planter. After that, select Square Planter, then Planter Model, Concrete Color, Sealant Option and Finish/Sandblasting Option. 2-3/8" Drain Hole is standard. Prices are shown for Natural Gray color. 15% upcharge for Standard Colors. 25% upcharge for Non-Standard Colors. 8% upcharge for Sealer. \$265 upcharge for Sandblasting.

Square Planter

	Size (d x h)	Ship Weight	Price (USD)
SS-15	70.0" x 15.0"	665 lbs.	\$910
SS-18	102.0" x 18.0"	1305 lbs.	\$1610
SS-21	27.0" x 21.0"	495 lbs.	\$680
SS-27	36.0" x 27.0"	995 lbs.	\$1150
SS-30	19.0" x 30.0"	440 lbs.	\$830
SS-36	48.0" x 36.0"	2830 lbs.	\$3320

Stay™ Bench

To order: Specify product name, model description and powdercoat color. Specify surface mount or embedded. Select number of optional seat dividers. Paver adapter option available. Bench ships fully assembled.

Stay Backless

	Size (d x h x l)	Ship Weight	Price (USD)
Backless	19.0" x 18.0" x 69.0"	175 lbs.	\$2010
Backless, One divider	19.0" x 20.0" x 69.0"	180 lbs.	\$2130
Backless, Two dividers	19.0" x 20.0" x 69.0"	185 lbs.	\$2310
Backless, Arms	20.0" x 26.0" x 69.0"	185 lbs.	\$2310
Backless, Arms, One divider	20.0" x 26.0" x 69.0"	190 lbs.	\$2420
Backless, Arms, Two dividers	20.0" x 26.0" x 69.0"	195 lbs.	\$2560

Stay Backed

	Size (d x h x l)	Ship Weight	Price (USD)
Backed	22.0" x 32.0" x 69.0"	205 lbs.	\$2960
Backed, One divider	22.0" x 32.0" x 69.0"	210 lbs.	\$3070
Backed, Two dividers	22.0" x 32.0" x 69.0"	215 lbs.	\$3210
Backed, Arms	23.0" x 32.0" x 69.0"	215 lbs.	\$3210
Backed, Arms, One divider	23.0" x 32.0" x 69.0"	220 lbs.	\$3370
Backed, Arms, Two dividers	23.0" x 32.0" x 69.0"	225 lbs.	\$3480

Stay Option

	Ship Weight	Price (USD)
Stay Paver Adapter for Backless Bench	3 lbs.	\$220
Stay Paver Adapter for Backed Bench	6 lbs.	\$260

Steelhead Metal Table

To order: Specify Steelhead table shape, size dimensions; select powdercoat color. Other choices: support choice, freestanding or surface mount (see important guidelines below), support powdercoat color, with or without umbrella hole. Some assembly required. **Important guidelines when specifying umbrellas with tables. When using umbrellas with 24" or 30" tabletops, surface mount or embedded supports are required. Quad support: regardless of tabletop size, surface mount is required. Catena support: regardless of tabletop size, we strongly recommend surface mount as freestanding bases may allow table to tip in windy conditions causing damage not covered under warranty.**

Steelhead Table Top w/Catena Support

	Size (d x h)	Ship Weight	Price (USD)
36" Round Steelhead Metal Top	36.0" x 29.0"	170 lbs.	\$1520
42" Round Steelhead Metal Top	42.0" x 29.0"	185 lbs.	\$1650
42" Round Steelhead Perf. Metal Top	42.0" x 29.0"	180 lbs.	\$1890

Steelhead Table Top w/Other Support

	Size (d x h)	Ship Weight	Price (USD)
36" Round Steelhead Metal Top	36.0" x 29.0"	140 lbs.	\$1360
42" Round Steelhead Metal Top	42.0" x 29.0"	150 lbs.	\$1520
42" Round Steelhead Perf. Metal Top	42.0" x 29.0"	145 lbs.	\$1730

single surface mount catena surface mount quad surface mount single embedded
 round metal table top round perforated metal table top

Steely Can Litter Receptacle

To order: Specify collection and product name. Does not require liner. Ships fully assembled. Unit is emptied by lifting trash bag from the top.

Steely Can, Top Opening

	Size (w x h x c)	Ship Weight	Price (USD)
Top Opening	20.0" x 33.0" x 39.0 Gal.	60 lbs.	\$1940

Steely Can, Side Opening

	Size (w x h x c)	Ship Weight	Price (USD)
Side Opening	20.0" x 42.0" x 39.0 Gal.	80 lbs.	\$2240

top open side open

Stop® Bollard

Stop Embedded Bollard

	Size (d x h x l)	Ship Weight	Price (USD)
w/o LED Lighting	7.0" x 35.0" x 7.0"	236 lbs.	\$1000

Stop Surface Mount Bollard

	Size (d x h x l)	Ship Weight	Price (USD)
w/o LED Lighting	7.0" x 35.0" x 7.0"	236 lbs.	\$1000

Stop Removable Bollard

	Size (d x h x l)	Ship Weight	Price (USD)
w/o LED Lighting	8.0" x 48.0" x 8.0"	255 lbs.	\$1650

Strata Beam Bench

To order: Specify STRATA Beam bench and select single or modular bench. If single bench is selected, select bench length (31", 69", or 80"), backed or backless, and optional arms (end, intermediate, or both). If modular is selected, choose the number of benches and number of angle connectors. Then for each bench select for each bench the length (31", 69", or 80"), backed or backless, and optional arms (end, intermediate, or both). At the same time, choose the selected angle connectors (45, 60, or 90 degrees). Choose wood type, Meldstone color, powdercoat color, and mounting option (freestanding, surface mount, or embedded). Note: 31" and 69" benches - single and modular- are only available backless, without arms. STRATA Beam benches do not ship fully assembled.

Strata Beam Backless

	Size (d x w x h)	Ship Weight	Price (USD)
Basic Exterior Woods, no Finish, 31"	21.0" x 31.0" x 21.0"	300 lbs.	\$1700
Premium Exterior Woods, no Finish, 31"	31.0" x 31.0" x 21.0"	300 lbs.	\$1960
Basic Interior w/LF 80 Finish, 31"	31.0" x 31.0" x 21.0"	300 lbs.	\$2100
Premium Interior w/LF 80 Finish, 31"	31.0" x 31.0" x 21.0"	300 lbs.	\$2390
Basic Exterior Woods, no Finish, 69"	23.0" x 69.0" x 23.0"	350 lbs.	\$2020
Premium Exterior Woods, no Finish, 69"	23.0" x 69.0" x 23.0"	350 lbs.	\$2330
Basic Interior w/LF 80 Finish, 69"	23.0" x 69.0" x 23.0"	350 lbs.	\$2440
Premium Interior w/LF 80 Finish, 69"	23.0" x 69.0" x 23.0"	350 lbs.	\$2730
Basic Exterior Woods, no Finish, 80"	21.0" x 80.0" x 23.0"	390 lbs.	\$2150
Premium Exterior Woods, no Finish, 80"	21.0" x 80.0" x 23.0"	390 lbs.	\$2450
Basic Interior w/LF 80 Finish, 80"	21.0" x 80.0" x 23.0"	390 lbs.	\$2570
Premium Interior w/LF 80 Finish, 80"	21.0" x 80.0" x 31.0"	390 lbs.	\$2870

Strata Beam Backed

	Size (d x w x h)	Ship Weight	Price (USD)
Basic Exterior Woods, no Finish, 80"	21.0" x 80.0" x 31.0"	430 lbs.	\$3190
Premium Exterior Woods, no Finish, 80"	21.0" x 80.0" x 31.0"	430 lbs.	\$3540
Basic Interior w/LF 80 Finish, 80"	21.0" x 80.0" x 31.0"	430 lbs.	\$3590
Premium Interior w/LF 80 Finish, 80"	21.0" x 80.0" x 31.0"	430 lbs.	\$3970

Strata Beam Angle Connectors (45, 60, or 90 degrees)

	Ship Weight	Price (USD)
Basic Exterior Woods, no Finish, angle connector		\$660
Premium Exterior Woods, no Finish, angle connector		\$750
Basic Interior Woods w/LF 80 Finish, angle connector		\$780
Premium Interior Woods w/LF 80, angle connector		\$860

Strata Beam Arm Options (80" bench only)

	Ship Weight	Price (USD)
End Arms		\$340
Intermediate Arms		\$340
End & Intermediate Arms		\$620

Strata Beam Options

	Ship Weight	Price (USD)
LF 80 Finish		\$420

80" backless	69" backless	31" backless	80" backless end arms
80" backless intermediate arms	80" backless intermediate arms end arms	80" backed	80" backed end arms
80" backed intermediate arms	45 angle connector	60 angle connector	90 angle connector
80" backed intermediate arms end arms			

Strata Beam Table

To order: Select collection name, and model description. Specify Meldstone color, wood, and powdercoat. Specify mounting type: freestanding, surface mount or embedded. Table ships fully assembled.

Strata Beam Table

	Size (d x w x h)	Ship Weight	Price (USD)
Basic Exterior Woods, no Finish, 87"	37.0" x 87.0" x 31.0"	625 lbs.	\$3290
Premium Exterior Woods, no Finish, 87"	37.0" x 87.0" x 31.0"	625 lbs.	\$3620
Basic Interior Woods w/LF 80 Finish, 87"	37.0" x 87.0" x 31.0"	625 lbs.	\$3700
Premium Interior Woods w/LF 80 Finish, 87"	37.0" x 87.0" x 31.0"	625 lbs.	\$4050

Strata Beam Table Option

	Ship Weight	Price (USD)
LF 80 Finish		\$420

table

Strata Bench

To order: Select collection name, and model description. Specify Meldstone color, and with or without skate stops. Specify mounting type: freestanding or surface mount/embedded. Bench ships fully assembled.

Strata Backless Straight

	Size (d x h x l)	Ship Weight	Price (USD)
Backless, Straight Bench, no Arms, no Skate Stops	22.0" x 17.5" x 84.0"	585 lbs.	\$2500

Strata Backed Straight

	Size (d x h x l)	Ship Weight	Price (USD)
Backed, Straight Bench, no Arms, no Skate Stops	22.0" x 32.0" x 84.0"	650 lbs.	\$3010

Strata Arm Options

	Ship Weight	Price (USD)
End Arms		\$540
Intermediate Arms		\$530
Intermediate & End Arms		\$1040

Strata Skate Stop Options

	Ship Weight	Price (USD)
8 Skate Stops - Backless		\$380

backless straight	backless straight 8 skate stops	backless straight 8 skate stops all arms	backless straight end arms
backless straight 8 skate stops end arms	backless straight 8 skate stops center arms	backless straight all arms	backed
backed 2 skate stops	backed 2 skate stops all arms	backed 2 skate stops center arms	backed 2 skate stops end arms
backed 4 skate stops all arms	backed 4 skate stops	backed 4 skate stops center arms	backed 4 skate stops end arms
backed all arms	backed center arms	backed end arms	

Strata Table

To order: Select collection name, and model description. Specify Meldstone color, and with or without skate stops. Specify mounting type: freestanding, surface mount, or embedded. Table ships fully assembled.

StrataTable

	Size (d x h x l)	Ship Weight	Price (USD)
Table, no Skate Stops	27.0" x 14.0" x 55.0"	425 lbs.	\$2000
Table, w/6 Skate Stops	27.0" x 14.0" x 55.0"	425 lbs.	\$2230

table table | skate stops

Stretch

To order: Specify product name, solid or perforated panels, and powdercoat color. Specify for use with Landscape Forms' table or surface mount stand considering the following requirements. All tables used with Stretch must be surface mounted or embedded. When used with Manistee, Charlie, or tables other than those supplied by Landscape Forms, Stretch must be secured in our surface mounted stand. In all cases, Stretch pole must be bolted to Landscape Forms' table base, or to surface mounted stand. These requirements are mandatory to assure safety of occupants. Some assembly required – pole is not attached to the topcap.

Stretch Umbrella

	Size (w x d x h)	Ship Weight	Price (USD)
Perf	55.2" x 55.2" x 85.2"	121 lbs.	\$3550
Solid	55.2" x 55.2" x 85.2"	121 lbs.	\$3550

Stretch Option

	Size (h x d)	Ship Weight	Price (USD)
Surface Mount Stand	26.0" x 14.0"	40 lbs.	\$320

Stretch

Take-Out Connected Seating NOT OFFERED ON CONTRACT

To Specify

Specify Take-Out connected seating and select style (single, double, triple, left triple, or right triple.). Choose powdercoat color and mounting option (freestanding or surface mount). All units come standard with two (2) bag hooks. Take-Out ships fully assembled.

Take-Out Connected Seating

	Size (d x h x l)	Ship Weight	Price (USD)
Single	37.5" x 30.0" x 30.3"	72 lbs.	\$1590
Double	37.5" x 30.0" x 52.5"	125 lbs.	\$2250
Triple	37.5" x 30.0" x 71.5"	166 lbs.	\$2700
Left Triple	37.5" x 30.0" x 71.5"	143 lbs.	\$2580
Right Triple	37.5" x 30.0" x 71.5"	143 lbs.	\$2580

Theory Bench

NEW PRODUCT ON CONTRACT

Thick Backless Bench

	Size (h x w x d)	Ship Weight	Price (USD)
Thick bench w/perf seat	17.5" x 96.0" x 16.0"	129 lbs.	\$2550
Thick bench w/solid seat	17.5" x 96.0" x 16.0"	130 lbs.	\$2495
Thick bench w/perf seat & 2 skate stops	17.5" x 96.0" x 16.5"	143 lbs.	\$3050
Thick bench w/solid seat & 2 skate stops	17.5" x 96.0" x 16.5"	144 lbs.	\$2995

Thin Backless Bench

	Size (h x w x d)	Ship Weight	Price (USD)
Thin bench w/perf seat	17.3" x 96.0" x 16.0"	146 lbs.	\$2405
Thin bench w/solid seat	17.3" x 96.0" x 16.0"	147 lbs.	\$2350
Thin bench w/perf seat & 2 skate stops	17.3" x 96.0" x 16.0"	156 lbs.	\$2620
Thin bench w/solid seat & 2 skate stops	17.3" x 96.0" x 16.0"	157 lbs.	\$2565
Thin bench w/perf seat & 3 narrow arms	17.3" x 96.0" x 16.0"	167 lbs.	\$2905
Thin bench w/solid seat & 3 narrow arms	17.3" x 96.0" x 16.0"	168 lbs.	\$2850
Thin bench w/perf seat & 2 wide arms	17.3" x 96.0" x 16.0"	196 lbs.	\$4050
Thin bench w/solid seat & 2 wide arms	17.3" x 96.0" x 16.0"	197 lbs.	\$3995
Thin bench w/perf seat & 3 tables	27.3" x 96.0" x 21.0"	201 lbs.	\$2660
Thin bench w/solid seat & 3 tables	27.3" x 96.0" x 21.0"	202 lbs.	\$2605

Thin Backed Bench

	Size (h x w x d)	Ship Weight	Price (USD)
Thin bench w/perf seat & 4 narrow backrests	31.8" x 96.0" x 16.0"	208 lbs.	\$4050
Thin bench w/solid seat & 4 narrow backrests	31.8" x 96.0" x 16.0"	209 lbs.	\$3995
Thin bench w/perf seat, 4 narrow backrests & 3 skate stops	31.8" x 96.0" x 16.0"	223 lbs.	\$4350
Thin bench w/solid seat, 4 narrow backrests & 3 skate stops	31.8" x 96.0" x 16.0"	224 lbs.	\$4295
Thin bench w/perf seat & 2 wide backrests	31.8" x 96.0" x 16.0"	209 lbs.	\$4050
Thin bench w/solid seat & 2 wide backrests	31.8" x 96.0" x 16.0"	210 lbs.	\$3995
Thin bench w/perf seat, 2 wide backrests & 1 narrow armrest	31.8" x 96.0" x 16.0"	216 lbs.	\$4215
Thin bench w/solid seat, 2 wide backrests & 1 narrow armrest	31.8" x 96.0" x 16.0"	217 lbs.	\$4160
Thin bench w/perf seat, 4 narrow backrests & 3 narrow armrests	31.8" x 96.0" x 16.0"	229 lbs.	\$4550
Thin bench w/solid seat, 4 narrow backrests & 3 narrow armrests	31.8" x 96.0" x 16.0"	230 lbs.	\$4495
Thin bench w/perf seat, 3 narrow backrests & 2 wide armrests	31.8" x 96.0" x 16.0"	242 lbs.	\$4550
Thin bench w/solid seat, 3 narrow backrests & 2 wide armrests	31.8" x 96.0" x 16.0"	243 lbs.	\$4495
Thin bench w/perf seat, 2 wide backrests & 3 tables	31.8" x 96.0" x 16.0"	264 lbs.	\$4305
Thin bench w/solid seat, 2 wide backrests & 3 tables	31.8" x 96.0" x 16.0"	265 lbs.	\$4250

Cube

	Size (h x w x d)	Ship Weight	Price (USD)
Cube w/perf seat	14.3" x 18.0" x 16.0"	35 lbs.	\$950

Cube w/solid seat

14.1" x 18.0" x 16.0"

35 lbs.

\$895

Thick bench with perf seat	Thick bench with solid seat	Thick bench with perf seat & 2 skate stops	Thick bench with solid seat & 2 skate stops
Thin bench with perf seat	Thin bench with solid seat	Thin bench with perf seat & 2 skate stops	Thin bench with solid seat & 2 skate stops
Thin bench with perf seat & 3 narrow arms	Thin bench with solid seat & 3 narrow arms	Thin bench with perf seat & 2 wide arms	Thin bench with solid seat & 2 wide arms
Thin bench with perf seat & 3 tables	Thin bench with solid seat & 3 tables	Thin bench with perf seat & 4 narrow backrests	Thin bench with solid seat & 4 narrow backrests
Thin bench with perf seat, 4 narrow backrests & 3 skate stops	Thin bench with solid seat, 4 narrow backrests & 3 skate stops	Thin bench with perf seat & 2 wide backrests	Thin bench with solid seat & 2 wide backrests
Thin bench with perf seat, 2 wide backrests & 1 narrow armrest	Thin bench with solid seat, 2 wide backrests & 1 narrow armrest	Thin bench with perf seat, 4 narrow backrests & 3 narrow armrests	Thin bench with solid seat, 4 narrow backrests & 3 narrow armrests
Thin bench with perf seat, 3 narrow backrests & 2 wide armrests	Thin bench with solid seat, 3 narrow backrests & 2 wide armrests	Thin bench with perf seat, 2 wide backrests & 3 tables	Thin bench with solid seat, 2 wide backrests & 3 tables
Cube with perf seat	Cube with solid seat		

Theory Shelter

NEW PRODUCT ON CONTRACT

One Post Shelter

	Size (h x w x d)	Ship Weight	Price (USD)
Glass Roof	103.8" x 31.5" x 64.5"	310 lbs.	\$5795
Metal Roof	103.8" x 31.5" x 64.5"		\$6495
Light Add-On			\$275

Two Post Shelter

	Size (h x w x d)	Ship Weight	Price (USD)
Glass Roof	103.8" x 63.8" x 64.5"	644 lbs.	\$12760
Metal Roof	103.8" x 63.8" x 64.5"		\$13930
Light Add-On			\$550

Three Post Shelter

	Size (h x w x d)	Ship Weight	Price (USD)
Glass Roof	103.8" x 96.3" x 64.5"	978 lbs.	\$19650
Metal Roof	103.8" x 96.3" x 64.5"		\$21300
Light Add-On			\$830

Four Post Shelter

	Size (h x w x d)	Ship Weight	Price (USD)
Glass Roof	103.8" x 128.5" x 64.5"	1310 lbs.	\$26620
Metal Roof	103.8" x 128.5" x 64.5"		\$28740
Light Add-On			\$1100

Shelter, one post Shelter, two post Shelter, three post Shelter, four post

Towne Square™ Bench

To order: Specify collection name, model description, strap or perforated, with our without dividers, and powdercoat color. Bench ships fully assembled.

Towne Square Strap Bench

	Size (d x h x l)	Ship Weight	Price (USD)
Strap Bench, 32"	27.0" x 32.0" x 32.0"	155 lbs.	\$1180
Strap Bench, 49"	27.0" x 32.0" x 49.0"	180 lbs.	\$1450
Strap Bench, 49" w/Divider	27.0" x 32.0" x 49.0"	184 lbs.	\$1600
Strap Bench, 70"	27.0" x 32.0" x 70.0"	228 lbs.	\$1870
Strap Bench, 70" w/Two Dividers	27.0" x 32.0" x 70.0"	233 lbs.	\$2120

Towne Square Perforated Bench

	Size (d x h x l)	Ship Weight	Price (USD)
Perforated Bench 32"	27.0" x 32.0" x 32.0"	147 lbs.	\$1180
Perforated Bench 49"	27.0" x 32.0" x 49.0"	168 lbs.	\$1450
Perforated Bench 49", w/Divider	27.0" x 32.0" x 49.0"	170 lbs.	\$1600
Perforated Bench 70"	27.0" x 32.0" x 70.0"	207 lbs.	\$1870
Perforated Bench 70" w/Two Dividers	27.0" x 32.0" x 70.0"	211 lbs.	\$2120

49" strap bench w | divider 70" strap bench 70" strap bench w | dividers 32" strap bench
49" strap bench

Trapezio Bench

Trapezio Bench design is protected by European Community Design RCD 000285622 -0001. To order: Specify collection and product name. Available only in Alaskan Yellow Cedar. Bench must be surface mounted to concrete at or below grade. Trapecio ships unassembled, with assembly and mounting hardware and instructions.

Trapezio Bench

	Size (d x h x l)	Ship Weight	Price (USD)
Alaskan Yellow Cedar Bench, 212"	32.0" x 27.0" x 212.0"	1135 lbs.	\$12670
Standard Architectural Concrete Bench	32.0" x 27.0" x 212.0"	3220 lbs.	\$10740

Trapezio bench

Traverse Chair

To order: Specify collection name, seat panel style, with or without arms and powdercoat color. Chair ships fully assembled.

Traverse Chair Grid

	Size (d x w x h)	Ship Weight	Price (USD)
w/o Armrests	24.0" x 20.0" x 30.0"	25 lbs.	\$350
w/Armrests	24.0" x 20.0" x 30.0"	30 lbs.	\$390

Traverse Chair Perforated Metal

	Size (d x w x h)	Ship Weight	Price (USD)
w/o Armrests	24.0" x 20.0" x 30.0"	25 lbs.	\$410
w/Armrests	24.0" x 20.0" x 30.0"	30 lbs.	\$460

grid | armless grid | armed

TUUCI Parasols

To Specify: Specify umbrella style and color. Specify the mounting option associated to the chosen style. Ocean Master Hexagon and Square mounting options include freestanding or surface mount. Ocean Master Max Single and Dual Cantilever mounting options include freestanding, surface, or embedded. TUUCI parasols come fully assembled. When shipping ONE of the Ocean Master Classic parasols, it will be boxed and shipped FedEx so the box will NOT be on a pallet. When shipping FOUR or more parasols it will be boxed and shipped on a skid. To Specify: Specify Tuuci Ocean Master MEGA MAX Classic parasol style, finish and canopy color. Choose optional lighting and mounting option. MEGA MAX is available with either an in-ground or above ground base. Tuuci parasols come fully assembled. Note: If needed, in-ground hinge-new-pour concrete (J Bar) base can be shipped ahead of parasol for installation prior to full order fulfillment.

TUUCI Ocean Master Classic

	Size (d x w x h)	Ship Weight	Price (USD)
7.5' Square Parasol	90.0" x 90.0" x 99.0"	21 lbs.	\$1440
10' Hexagon Parasol	109.0" x 126.0" x 99.0"	26 lbs.	\$1700

TUUCI Ocean Master MAX Cantilever

	Size (d x w x h)	Ship Weight	Price (USD)
Single Cantilever Parasol	120.0" x 127.0" x 102.0"	205 lbs.	\$7210
Dual Cantilever Parasol	120.0" x 251.0" x 105.0"	330 lbs.	\$12670

Tuuci Ocean Master MEGA MAX Classic

	Size (d x w x h)	Ship Weight	Price (USD)
20ft Square Parasol, Powdercoat Finish	240.0" x 240.0" x 137.3"	546 lbs.	\$13260
24ft Square Parasol, Powdercoat Finish	287.0" x 287.0" x 144.3"	603 lbs.	\$15300
20ft Round Parasol, Powdercoat Finish	248.0" x 137.5"	526 lbs.	\$12750
24ft Round Parasol, Powdercoat Finish	297.5" x 144.5"	575 lbs.	\$14790
14x20ft Rectangle Parasol, Powdercoat Finish	164.5" x 244.0" x 137.5"	488 lbs.	\$11730
18x24ft Rectangle Parasol, Powdercoat Finish	216.0" x 289.0" x 146.3"	574 lbs.	\$15300
20ft Square Parasol, Aluma-Teak Finish	240.0" x 240.0" x 137.3"	546 lbs.	\$16060
24ft Square Parasol, Aluma-Teak Finish	287.0" x 287.0" x 144.3"	603 lbs.	\$18100
20ft Round Parasol, Aluma-Teak Finish	248.0" x 137.5"	526 lbs.	\$15810
24ft Round Parasol, Aluma-Teak Finish	297.5" x 144.5"	575 lbs.	\$17850
14x20ft Rectangle Parasol, Aluma-Teak Finish	164.5" x 244.0" x 137.5"	488 lbs.	\$14280
18x24ft Rectangle Parasol, Aluma-Teak Finish	216.0" x 289.0" x 146.3"	574 lbs.	\$17850

TUUCI Ocean Master MAX Classic

	Size (d x w x h)	Ship Weight	Price (USD)
10' Square Parasol	120.0" x 120.0" x 109.0"	165 lbs.	\$3690
11' Octagon Parasol	124.0" x 134.0" x 108.0"	160 lbs.	\$3280
8' x12' Rectangle Parasol	96.0" x 145.0" x 105.0"	185 lbs.	\$3750

TUUCI Plantation Classic

	Size (d x w x h)	Ship Weight	Price (USD)
7.5' Square Parasol	90.0" x 90.0" x 99.0"	21 lbs.	\$1660
10' Hexagon Parasol	109.0" x 126.0" x 99.0"	26 lbs.	\$1960

TUUCI Plantation MAX Cantilever

	Size (d x w x h)	Ship Weight	Price (USD)
Single Cantilever Parasol	120.0" x 127.0" x 102.0"	205 lbs.	\$8350
Dual Cantilever Parasol	120.0" x 251.0" x 102.0"	330 lbs.	\$14830

TUUCI Plantation MAX Classic

	Size (d x w x h)	Ship Weight	Price (USD)
10' Square Parasol	120.0" x 120.0" x 109.0"	165 lbs.	\$4420
11' Octagon Parasol	124.0" x 134.0" x 108.0"	160 lbs.	\$3940
8' x 12' Rectangle Parasol Parasol	96.0" x 145.0" x 105.0"	185 lbs.	\$4540

TUUCI Stingray

	Size (d x w x h)	Ship Weight	Price (USD)
7' x 10' Shade	92.0" x 125.0" x 91.0"	50 lbs.	\$8710
9' x 13' Shade	108.0" x 156.0" x 114.0"	60 lbs.	\$12730

TUUCI Ocean Master MAX F-1

	Size (d x w x h)	Ship Weight	Price (USD)
13' Square Polished Aluminum	155.0" x 155.0" x 156.0"	165 lbs.	\$8380
18' Octagon Polished Aluminum	201.0" x 218.0" x 148.0"	185 lbs.	\$10400

TUUCI Bay Master MAX Classic

	Size (d x w x h)	Ship Weight	Price (USD)
10' Square	120.0" x 120.0" x 141.0"	165 lbs.	\$2800
13' Square	156.0" x 156.0" x 149.0"	165 lbs.	\$3580
14' Octagon	156.0" x 168.0" x 141.0"	185 lbs.	\$3580

TUUCI Ocean Master Classic and Plantation Classic Mounting Options

	Size (h x d)	Ship Weight	Price (USD)
Stainless Steel Flush Mount (surface mount)	29.0" x 7.0"	7 lbs.	\$500
Double Stack Combo 120lbs (table mount)	32.0" x 24.0"	139 lbs.	\$740
Double Stack Combo 150lbs (freestanding)	32.0" x 30.0"	169 lbs.	\$940

TUUCI Cantilever, Ocean Master MAX, Plantation MAX, Bay Master MAX and Stingray Mounting Options

	Size (h x d)	Ship Weight	Price (USD)
G-Plate Anchor Triple Stack (freestanding)	36.0" x 36.0"	642 lbs.	\$3340
Inground Security Mount (embedded)	7.0" x 13.0"	9 lbs.	\$650
Bottom Plate for Security Stem/Concrete Pad Mount (surface mount)	9.0" x 9.0"	15 lbs.	\$720

Tuuci Ocean Master MEGA MAX Classic Mounting Options

	Ship Weight	Price (USD)
Hinge Base, Stainless Steel (In Ground)		\$1050
Base, Powdercoat (Above Ground)	1228 lbs.	\$2960

TUUCI Options

	Size (h x d)	Ship Weight	Price (USD)
Classic Center Post Cover bag	71.0" x 9.0"	8 lbs.	\$330
MAX Cover bag	71.0" x 9.0"	8 lbs.	\$650
MEGA MAX Lighting			\$1530

classic base freestanding	cantilever base freestanding	classic square	classic hexagon
MAX classic square	MAX classic octagon	MAX classic rect	MAX single cantilever
MAX dual cantilever	7x10 stingray	9x13 stingray	

Twig Seating OMNIA/NCPA DISCOUNT 5% OFF NET

To order, specify Twig, select backed or backless, and choose standard Escofet color. Check materials link on product page for Escofet's standard color offerings. See installation guide for important information.

Twig Bench

	Size (d x h x l)	Ship Weight	Price (USD)
Backless Bench	76.0" x 18.0" x 93.0"	3845 lbs.	\$3730
Backed Bench	76.0" x 31.0" x 76.0"	5004 lbs.	\$3940

twig | backless twig | backed

Typology Ribbon Bench NOT OFFERED ON CONTRACT

To Specify
Specify the Typology bench and select either a ribbon bench or retaining wall bench and the number of units for the configuration. The retaining wall bench is only available as a single straight unit. If ribbon bench is specified, select style (straight, small radius, or large radius) for each bench segment. All bench styles come surface mounted. Select optional accessories, backs (lean or perch, available only with straight benches in full or partial lengths), arms (backed or backless, backed arms are only available with straight benches), surfaces (right angle, left angle, or perpendicular, only available with straight benches), skate stops, and/or the bench light kit. Choose a powdercoat color for supports and powdercoat color for optional accessories, and select Meldstone color for seating. Benches do not ship fully assembled.

Ribbon Benches

	Size (d x w x h)	Ship Weight	Price (USD)
Straight Bench	24.5" x 96.0" x 17.8"	0 lbs.	\$3440
Small Radius Bench	24.5" x 77.0" x 17.8"	0 lbs.	\$3440
Large Radius Bench	24.5" x 78.5" x 17.8"	0 lbs.	\$3440

Retaining Wall Bench

	Size (d x h x l)	Ship Weight	Price (USD)
Retaining Wall Bench	13.0" x 96.0" x 17.8"	0 lbs.	\$2720

Back Styles

	Size (d x w x h)	Ship Weight	Price (USD)
Full Perch Back	12.0" x 68.0" x 29.8"	0 lbs.	\$680
Partial Perch Back	12.0" x 35.5" x 29.8"	0 lbs.	\$390
Full Lean Back	12.3" x 68.0" x 30.0"	0 lbs.	\$680
Partial Lean Back	12.5" x 35.5" x 30.3"	0 lbs.	\$390

Arm Styles

	Size (d x h x l)	Ship Weight	Price (USD)
Backless Arm	21.0" x 3.0" x 6.0"	0 lbs.	\$230
Perch Backed Arm	12.3" x 3.0" x 6.0"	0 lbs.	\$230
Lean Backed Arm	15.8" x 3.0" x 6.0"	0 lbs.	\$230

Surfaces

	Size (d x h x l)	Ship Weight	Price (USD)
Left Angle Surface	41.8" x 20.0" x 18.3"	0 lbs.	\$1160
Right Angle Surface	41.8" x 20.0" x 18.3"	0 lbs.	\$1160
Perpendicular Surface	37.5" x 20.0" x 18.5"	0 lbs.	\$1160

Skate Stops

	Size (d x h x l)	Ship Weight	Price (USD)
Skate Stops	2.8" x 0.8" x 2.8"	0 lbs.	\$50

Lighting

	Ship Weight	Price (USD)
Light Kit	0 lbs.	\$580

straight bench backed arms | lean backed arms | perch backless arms

lean back | partial learn back | full perch back | full perch back | opposing partials

perch back | partial left angle surface right angle surface straight surface

light kit skate stops retaining wall bench large radius bench

small radius bench

Universe System

OMNIA/NCPA DISCOUNT

5% OFF NET

To order, specify Universe System, select length (24" or 70"), and choose backed or backless. Check materials link on product page for Escofet's standard color offerings. See installation guide for important information.

Universe System Bench

	Size (d x w x h)	Ship Weight	Price (USD)
24" Backed Bench - Premium	22.5" x 23.8" x 24.0"	121 lbs.	\$1300
24" Backless Bench - Premium	16.5" x 23.8" x 8.0"	112 lbs.	\$830
70" Backed Bench - Premium	22.5" x 70.0" x 23.8"	227 lbs.	\$2290
70" Backless Bench - Premium	16.5" x 70.0" x 23.8"	183 lbs.	\$1610
24" Backed Bench - Basic	22.5" x 23.8" x 24.0"	121 lbs.	\$1120
24" Backless Bench - Basic	16.5" x 23.8" x 8.0"	112 lbs.	\$720
70" Backed Bench - Basic	22.5" x 70.0" x 23.8"	227 lbs.	\$1980

70" Backless Bench - Basic

16.5" x 70.0" x 23.8"

183 lbs.

\$1390

70" backless 24" backed 24" backless 70" backed

Upfit

To order: Specify Upfit, powdercoat color, and select with or without lighting. If lighting is specified then the unit comes standard with a controller + power supply + gutter up lights. All Upfit pricing includes installation. Specify optional panel configurations and select powdercoat color and/or glass colors. Specify optional accessories (inline and peninsula tables, bike rack, and/or power garage) and select powdercoat color and/or wood type. Please note, the power garage is powdercoated in one of seven selected colors. Any third party lighting is to be provided and installed by customer. Site inspection to be completed before installation. Upfit is installed onsite by StruXure Outdoor professionals. Pricing below starting at \$126 per sq. ft. Contact your Sales Representative for custom sizes.

Standard Unit

	Ship Weight	Price (USD)
Please contact Structure sales rep		\$0

Glass Panels (marker board)

	Size (d x w x h)	Ship Weight	Price (USD)
36" panel	2.0" x 58.6" x 36.0"	99 lbs.	\$1080
72" panel	2.0" x 58.6" x 72.0"	137 lbs.	\$2250
108" panel	2.0" x 58.6" x 108.0"	176 lbs.	\$2680

Green Panels

	Size (d x w x h)	Ship Weight	Price (USD)
36" panel	3.0" x 58.6" x 36.0"	68 lbs.	\$1200
72" panel	3.0" x 58.6" x 72.0"	76 lbs.	\$1770
108" panel	3.0" x 58.6" x 108.0"	84 lbs.	\$2170

Louver Panels

	Size (d x w x h)	Ship Weight	Price (USD)
36" panel	3.5" x 58.6" x 36.0"	117 lbs.	\$1260
72" panel	3.5" x 58.6" x 72.0"	175 lbs.	\$2540
108" panel	3.5" x 58.6" x 108.0"	230 lbs.	\$3800

Slatted Panels

	Size (d x w x h)	Ship Weight	Price (USD)
36" panel	1.5" x 58.6" x 36.0"	93 lbs.	\$800
72" panel	1.5" x 58.6" x 72.0"	126 lbs.	\$1590
108" panel	1.5" x 58.6" x 108.0"	159 lbs.	\$2390

Accessories

	Size (d x w x h)	Ship Weight	Price (USD)
Inline Table - Aluminum	58.6" x 19.3" x 41.0"		\$1200
Inline Table - Basic	58.6" x 19.3" x 41.0"		\$980
Inline Table - Premium	58.6" x 19.3" x 41.0"		\$1260
Peninsula Table - standing - Aluminum	72.0" x 34.0" x 41.0"		\$2820
Peninsula Table - standing - Basic	72.0" x 34.0" x 41.0"		\$2330
Peninsula Table - standing - Premium	72.0" x 34.0" x 41.0"		\$2960
Peninsula Table - dining - Aluminum	72.0" x 34.0" x 30.0"		\$2820
Peninsula Table - dining - Basic	72.0" x 34.0" x 30.0"		\$2330
Peninsula Table - dining - Premium	72.0" x 34.0" x 30.0"		\$2960
Power Garage	6.0" x 8.0"		\$600
Bike rack	6.0" x 3.0" x 57.0"		\$370
Shelf	11.0" x 15.0" x 28.0"		\$800
Inline Bench - straight - Premium	0.0" x 0.0" x 0.0"		\$1020
Inline Bench - corner - Premium	0.0" x 0.0" x 0.0"		\$4120
Inline Table - corner - Premium	0.0" x 0.0" x 0.0"		\$3910

16'x16' unit	36" glass	36" green	36" louver
36" slat	72" glass	72" green	72" louver
72" slat	108" glass	108" green	108" louver
108" slat	inline table	peninsula dining table	peninsula standing table
bike rack	power garage hardwired		

Verona Chair

To order: Specify collection name, seat panel style, with or without arms and powdercoat color. **Chairs are stackable and ship fully assembled.**

Verona Chair Grid

	Size (d x w x h)	Ship Weight	Price (USD)
w/o Armrests	25.0" x 20.0" x 30.0"	30 lbs.	\$400
w/Armrests	25.0" x 23.0" x 30.0"	35 lbs.	\$440

Verona Chair Perforated Metal

	Size (d x w x h)	Ship Weight	Price (USD)
w/o Armrests	25.0" x 20.0" x 30.0"	30 lbs.	\$440
w/Armrests	25.0" x 23.0" x 30.0"	35 lbs.	\$480

grid | armless perforated metal grid | armed

Vilnius Bench

OMNIA/NCPA Discount 5% OFF NET

To order, specify collection, model description, and standard color. Benches are Slimconcrete and has an acid-etched/ waterproofed finish. Cast aluminum legs and arms are powdercoated silver. Bench must be embedded. Visit landscapeforms.com for standard color options. See installation guide for important technical information.

Vilnius Bench

	Size (d x h x l)	Ship Weight	Price (USD)
w/o arms	23.0" x 31.0" x 79.0"	497 lbs.	\$2100
w/arms	23.0" x 31.0" x 79.0"	502 lbs.	\$2240

bench with arms bench without arms

Wellspring[®] Bench

To order: Specify collection name, model description, length and seat height. Select freestanding or surface mount, and with or without center or intermediate arms. Bench comes standard in premium teak. Bench ships fully assembled with freestanding glides.

Wellspring Bench

	Size (d x h x l)	Ship Weight	Price (USD)
17.5" Seat Height, 48"	25.0" x 34.0" x 48.0"	90 lbs.	\$1440
19" Seat Height, 48"	25.0" x 36.0" x 48.0"	90 lbs.	\$1510
17.5" Seat Height, 72"	25.0" x 34.0" x 72.0"	115 lbs.	\$1810
19" Seat Height, 72"	25.0" x 36.0" x 72.0"	115 lbs.	\$1920

Wellspring Bench Options

	Ship Weight	Price (USD)
Center/Intermediate-Arm	5 lbs.	\$180

24" bench

48" bench

~~48" bench + center arm~~

72" bench

~~72" bench + intermediate arms~~

Wellspring® Chair

To order: Specify collection name and with or without arms. Chair ships fully assembled.

Wellspring Chair

	Size (d x w x h)	Ship Weight	Price (USD)
w/Arms	23.0" x 22.5" x 34.0"	75 lbs.	\$820
w/o Arms	22.0" x 22.0" x 34.0"	75 lbs.	\$780

armed armless

Wellspring® Dining Table

To order: Specify collection name, model description and freestanding or surface mount. All tables have removable center teak plug. If specified with umbrella, table must be surface mounted on site for stability. Black center grommet and surface mount titanium plate come standard with each surface mount table. Freestanding table comes standard with leveling glides. Some assembly required.

Wellspring Dining Table

	Size (d x h)	Ship Weight	Price (USD)
Dining Table	48.0" x 30.0"	225 lbs.	\$1770

dining table

Wellspring® Litter Receptacle

To order: Specify collection name and powdercoat color for lid. Select freestanding or surface mount. Black polyethylene liner comes standard with each litter. Litter ships fully assembled.

Wellspring Litter Receptacle

	Size (d x h x c)	Ship Weight	Price (USD)
Litter Receptacle	22.5" x 31.5" x 20.0 Gal.	110 lbs.	\$1310

litter receptacle

Wellspring® Side Table

To order: Specify collection name, model description, and freestanding or surface mount. Table comes standard in premium teak. Bench ships fully assembled with freestanding glides.

Wellspring Side Table

	Size (h x l x d)	Ship Weight	Price (USD)
Side Table	25.0" x 24.0" x 24.0"	35 lbs.	\$570

freestanding and surface mount

Windmark® Chair

To order: Specify collection name, product description, with or without arms. Specify seat panel design: grass, rain, leaf, custom or wood. If wood seat is selected, specify wood type. Steel seat and back panels may be powdercoated a second color to coordinate with metal frame. Specify powdercoat color(s). Refer to materials/colors link to view standard selections. **Windmark meets ANSI/BIFMA performance and safety standards.** Chairs and ottoman ship fully assembled. Check Materials/Colors link on website for species.

Windmark Chair w/o Arms

	Size (w x d x h)	Ship Weight	Price (USD)
Metal Insert, Leaf/Grass/Rain	19.0" x 22.0" x 31.0"	63 lbs.	\$880
Metal Insert, Custom Pattern	19.0" x 22.0" x 31.0"	63 lbs.	\$960
Wood Insert	19.0" x 22.0" x 31.0"	58 lbs.	\$1070

Windmark Chair w/Arms

	Size (w x d x h)	Ship Weight	Price (USD)
Metal Insert, Leaf/Grass/Rain	23.0" x 22.0" x 31.0"	68 lbs.	\$930
Metal Insert, Custom Pattern	23.0" x 23.0" x 31.0"	68 lbs.	\$1010
Wood Insert	23.0" x 23.0" x 31.0"	64 lbs.	\$1130

arms | wood insert arms | rain metal insert arms | leaf metal insert arms | grass metal insert
armless | wood insert armless | rain metal insert armless | leaf metal insert armless | grass metal insert

Windmark® Ottoman

To order: Specify collection name, product description. Specify seat panel design: grass, rain, leaf, custom or wood. If wood seat is selected, specify wood type. Steel seat and back panels may be powdercoated a second color to coordinate with metal frame. Specify powdercoat color(s). Refer to materials/colors link to view standard selections. **Windmark meets ANSI/BIFMA performance and safety standards.** Chairs and ottoman ship fully assembled. Check Materials/Colors link on website for species.

Windmark Ottoman Metal Insert

	Size (w x d x h)	Ship Weight	Price (USD)
Leaf/Grass/Rain Pattern	23.0" x 17.0" x 16.0"	51 lbs.	\$620
Custom Pattern	23.0" x 17.0" x 16.0"	51 lbs.	\$680

Windmark Ottoman Wood Insert

	Size (w x d x h)	Ship Weight	Price (USD)
Wood Insert	23.0" x 17.0" x 16.0"	53 lbs.	\$720

leaf metal insert rain metal insert wood insert grass metal insert

Windmark® Table

To order: Specify collection name and model description. Metal table top may be powdercoated a second color to coordinate with metal base. Specify powdercoat color(s). If wood top is selected, specify wood type. Some assembly required for glass tables. Other tables ship fully assembled. Check Materials/Colors link on website for species.

Windmark Table 42"

	Size (d x h x l)	Ship Weight	Price (USD)
Metal Top, Strap Base	42.0" x 29.0" x 42.0"	304 lbs.	\$2120

Windmark Table 54"

	Size (d x h)	Ship Weight	Price (USD)
Metal Top, Strap Base	54.0" x 29.0"	316 lbs.	\$2440

Windmark Table 31" x 96"

	Size (d x h x l)	Ship Weight	Price (USD)
Metal Top, Strap Base	31.0" x 29.0" x 96.0"	427 lbs.	\$6090

Basic Exterior Woods, no Finish	31.0" x 29.0" x 96.0"	427 lbs.	\$3890
Premium Exterior Woods, no Finish	31.0" x 29.0" x 96.0"	427 lbs.	\$4250
Basic Interior w/LF 80 Finish	31.0" x 29.0" x 96.0"	427 lbs.	\$4300
Premium Interior w/LF 80 Finish	31.0" x 29.0" x 96.0"	427 lbs.	\$4710

42" | metal top | strap
base

54" round | metal top | strap
base

31" x 96" | metal top | strap
base

31" x 96" | wood top | strap
base

NCPA Dealer List

TEXAS

McCoy Rockford Commercial Interiors

6869 Old Katy Rd.
Houston, TX 77024
Rachel Kennedy – rkennedy@mccoyrockford.com
Jessica Marsh - jmarsh@mccoyrockford.com
NOT HUB – nothing on website

J. Tyler Services Inc.

5920 Milwee St.
Houston, TX 77092
Gayle Doyle
doyleg@jtyler.com
NOT HUB – nothing on website

Office Pavilion

10030 Bent Oak Dr.
Houston, TX 77040
Celania Alvarez
calvarez@ophouston.com
NOT HUB – nothing on website

Facility Interiors

1775 Saint James Place, Ste. 150
Houston, TX 77056
Lisa Schilhab
lisas@fmgj.com
WOMAN OWNED, BUT not specifically HUB that I can find on their site – only has Certified WBENC (women's business enterprise)? <https://facilityinteriors.com/our-legacy/>

Wiltons Officeworks

181 N. Earl Rudder Freeway
Bryan, TX 77805
Scott Bishop
sbishop@wiltons.com
HUB – WOMAN OWNED (from TXMAS list). On their site on the front page - **HUB VENDOR PARTNER WITH AHI PACE, EPIC 6**

COREoi

7108 Old Katy Road, Ste 150
Houston, TX 77024
Christina Nation
cnation@coreoi.com
HUB Dealer – Yes

Workplacesolution

2800 Kirby Dr., Ste B200
Houston, TX 77098
Jeremy Dicks
346-200-5805
HUB Dealer- no

Debner

6930 Portwest Drive
Houston, TX 77024
Dominique Torres
dominiquet@debner.com
713-425-6168
HUB Dealer-yes

Dealer: GL Seaman & Company

2624 Weisenberger St.
Fort Worth, TX 76107
817.336.5400
Main Contact: Mary Edwards
Email: medwards@glsc.com
Alternate Contact: Ashley Lowrance
Email alowrance@glsc.com
HUB Dealer – yes

Royer Commercial Interiors (HUB Dealer)

3100 West 7th Suite 200
Fort Worth, TX 76107
817.332.5424
Contact: Honor Rowe Email: honor@Royer-furn.com
HUB Dealer - yes

WRG

707 W Vickery Blvd. Suite 101
Fort Worth, TX 76104
469978-6652
Contact: Bryan DeMoss
Email: bdemoss@wrgtexas.com
HUB Dealer - yes

Martin Office Supply & Furniture

822 W. Pearl St.
Granbury, TX 76048
817-573-2694
Contact: Bill Martin
Email: bmartin@mosdirect.com
HUB Dealer - yes

Perry Office Plus

1401 N 3rd St.
Temple, TX 76501
254-778-4755
Contact: Jessica Speer
Email: jessica@perryop.com
HUB Dealer - yes

BFD Interiors dba Built for Dreams

PO Box 94667
(Physical address: 2131 Baylor Dr. Lubbock, TX 79415)
Lubbock, TX 79493
Main: 806-771-6806
Main Contact: Karen Albin (806-412-4804)
Email: karen@bfdinteriors.com
Alternate Contact: Alisha Gregg
Email: alisha@bfdinteriors.com
HUB Dealer – yes

Officewise (Lubbock)

1301 13th St.
Lubbock, TX 79401
806-766-8888
Contact: Tommy Sansom
HUB Dealer – no

Navajo Office Products (Lubbock)

1301 13th St.
Lubbock, TX 79401
806-766-8888
Contact: Tommy Sansom
HUB Dealer – yes

AFMA, Inc.

7108 Old Katy Road, Suite 150
Houston, TX 77024
713-803-0100
HUB dealer - yes

Officewise (Midland / Odessa)

2310 W Michigan Ave.
Midland, TX 79701
432-617-0095
Contact: Tommy Sansom
HUB dealer - no

Navajo Office Products (Midland / Odessa)

2310 W Michigan Ave.
Midland, TX 79701
432-617-0095
Contact: Tommy Sansom
HUB dealer - yes

Officewise (Amarillo)

1200 S Taylor St.
Amarillo, TX 79101
806-372-2236
Contact: Tommy Sansom
HUB Dealer - no

Navajo Office Products (Amarillo)

1200 S Taylor St.
Amarillo, TX 79101
806-372-2236
Contact: Tommy Sansom
HUB Dealer – yes

Total Office Solutions

216 Schroeder Drive
Waco, TX 76710
254-235-8200
Contact: Christine Sterling chirstine@mytotaloffice.com
HUB Dealer - no

Beck Total Office Interiors
7198 Merchant, Suite A2
El Paso, TX 79915
915.630.1782
HUB Dealer – no

BPSI
1616 Bassett Ave
El Paso, TX 79901
915.544.8710
HUB Dealer – no

Business Environments of El Paso
120 Paragon, Suite 101
El Paso, TX
915.920.9144
HUB Dealer – no

Business Interiors
28 Concord St, Suite C
El Paso, TX 79906
915.591.9393
HUB Dealer – no
Contract Associates of El Paso
500 W Overland Ave, Suite 260
El Paso, TX 79901
915.642.6808
HUB Dealer – no

Dealer: BKM Total Office Of Texas, L.L.C.
Contact Name: Mindy Morris
Email: mmorris@bkmtexas.com
Phone: (214) 902-7200
Fax: (214) 902-7201
Address: 9755 Clifford Dr., Ste. 100 Dallas TX 75220
HUB Eligibility: WO
HUB Gender: F

Dealer: Business Interiors - Irving
Contact Name: Sally Smith
Email: ssmith@businessinteriors.com
Phone: (817) 858-2000
Address: 1111 Valley View Lane Irving TX 75061
HUB Eligibility: ?
HUB Gender: ?

Dealer: G.L. Seaman & Company - Carrollton
Contact Name: Ashley Lowrance
Email: orders@glsc.com
Phone: (469) 546-2234
Address: 4201 International Parkway Carrollton TX 75007
HUB Eligibility: WO
HUB Gender: F

Dealer: Intelligent Interiors | iiSpaces
Contact Name: Stacie Smith
Email: stacie@iispaces.com
Phone: (972) 716-9979
Address: 16837 Addison Road - Suite 500 Addison, TX 75001-56510
HUB Eligibility: MWBE
HUB Gender: F

Dealer: Lone Star Furnishings LLC
Contact Name: Kelley Boyter
Email: kelly@lonestarfurnishings.com
Phone: (972) 862-9900
Address: 4301 Reeder Drive, Suite 100 Carrollton, TX 75010
HUB Eligibility: ?
HUB Gender: ?

Dealer: McKinney Office Supply, Inc./Plano Office Supply
Contact Name: Reed Ruschhaupt
Email: reedr@mckinneyofficesupply.com
Phone: (972) 562-5020
Address: PO Box 845 McKinney TX 75069
HUB Eligibility: WO
HUB Gender: F

Dealer: Royer Commercial Dallas
Address: 4001 McEwen Road, Suite 404, Dallas, TX 75244
Contact Name: Honor B. Rowe
Email: honor@royer-furn.com
Phone: (817) 332-5424
Fax: (817) 332-5420
Address: 3100 West 7th Suite 200 Fort Worth TX 76107
HUB Eligibility: WO
HUB Gender: F

Dealer: Spencer and Company
Contact Name: Jason Smith
Email: jason.smith@spencerandco.com
Phone: (214) 720-0345
Address: 150 Turtle Creek Blvd., #205 Dallas TX 75207
HUB Eligibility: ?
HUB Gender: ?

Dealer: Wilson Office Interiors, LLC
Contact Name: Karen Denson
Email: kdenson@wilsonoi.com
Phone: (972) 488-4100
Fax: (972) 488-8815
Address: 1341 W. Mockingbird Lane, Suite #1100W Dallas TX 75247
HUB Eligibility: ?
HUB Gender: ?

Dealer: Workplace Solutions, Inc. - Dallas
Contact Name: Joe Cunningham
Email: acks@wpsolution.com
Phone: (214) 741-9667
Address: 2651 N. Harwood Suite 300 Dallas TX 75201
HUB Eligibility: ?
HUB Gender: ?

Dealer: WRG, LLC
Contact Name: Kevin Marino
Email: kmarino@wrgtexas.com
Phone: (972) 389-8859
Fax: (972) 446-1209
Address: 2639 East Rosemeade Parkway Carrollton TX 75007
HUB Eligibility: WO
Hub Gender: F

Kirsten Bartosch
SKG (Shelton Keller Group)
6301 E. STASSNEY LANE | BLDG. 9-100
AUSTIN, TEXAS 78744-3069
O: (512) 481-1500
M: (512) 815-7468
kbartosch@skgtexas.com
Hub Dealer-Yes

Karen Brewster
fmg
Project Coordinator
O:512-908-4600
M:512-300-8265
A: University Park 3300 N IH-35 Ste.145, Austin, TX 78705 KarenB@fmg.com
Hub Dealer-No

Texas Wilson
John Walvoord
6812 Fairgrounds Pkwy, San Antonio, TX 78238
210-647-2311
jwalvoord@texaswilson.com
HUB – Yes

Workplace Resource dba Alfred Williams and Company
Jennifer Hickerson
1717 W 6th Street
Suite 190
Austin, TX 78703
919.414.1920
jhickerson@alfredwilliams.com
HUB – No

HBI OFFICE SOLUTIONS, INC.
Susan Ellis
308 State Hwy 75 North
Huntsville, TX 77320
800-871-5183
susan@hbi-inc.com
Hub dealer – yes

Coastal Office Solutions
Debra Holder
1514 North Ben Jordan Street
Victoria, TX 77901
361-548-5392
DEBRA@coastaltx.com
HUB dealer – yes

Facilities Resource, Inc.
Shannon Williams
1641 Scottsdale Drive
Cedar Park, TX 78641
512-371-1232
swilliams@fri-texas.com
Hub Dealer-yes

Contract Associates – El Paso
Sergio Aragon, General Manager
500 W. Overland
Suite 260
El Paso, TX 79901
915-642-6808
Hub dealer – no

Gateway Commercial Furniture and Design Innovations
Carol Shadwell
14803 Bulverde Road
San Antonio, TX 78247
346-415-0145
carol@gateway.com
HUB: no

DC Interiors
Jessica Cevallos
6860 Alamo Downs Pkwy
San Antonio, TX 78238
210-777-3904
Jessica@dcioffice.com
HUB: yes

ALABAMA

Business Interiors
Steve Groover
2309 5th Avenue
South Birmingham, AL 35233
205-202-8565
sgroover@businteriors.com

Empire Office
Greg Perkins
112 28th Street S
Birmingham, AL 35233
205-933-9100
gperkins@empireoffice.com

Kyle Office Solutions
Drew Kyle
1020 21st Avenue
Tuscaloosa, AL 35401
205-345-5573
dkyle@kyleofficesupply.com

Office Environments
Brian McMahon
1827 1st Avenue North
Birmingham, AL 35203
205-443-8300
bmcMahon@officenviornments.com

Burgess Commercial Interiors
Owen Burgess
2401 2nd Avenue North
Birmingham, AL 35203
205-870-7853
owen@burgessinteriors.com

Architectural Interiors
Cathy Waters
3017B 2nd Avenue South
Birmingham, AL 35233
205-871-4599
cwaters@aicorporateinteriors.com

Innerspace Architectural Interiors
Bill Casey
2830 6th Avenue South
Birmingham, AL 35201
205-323-2491
bcasey@innerspaice.com

Interior Elements
Bryan Mullins
2320 1st Avenue North
Suite 110
Birmingham, AL 35203
205-873-4306
bmullins@in-elements.com

Osco Interiors
Heather Coggin
1300 Meridian Street
Suite 203
Huntsville, AL 35801
256-604-5996
hcoggin@oscointeriors.com

OREGON

PacificWRO
Meagan Ekerson
825 NE Multnomah
Suite 270
Portland, OR 97232
503-475-2202
Meagan_ekerson@pacificwro.com

MINNESOTA

Innovative Office Solutions
Julie Owens
151 Cliff Road E
Burnsville, MN 55337
952-698-9271
jowen@innovativeos.com
HUB: NO

FLORIDA

Perdue Office Interiors Inc
Kristin Roberts
5 West Forsyth Street, ste 100
Jacksonville, FL 32202
904-737-5858
kristin.roberts@perdueoffice.com
HUB: NO

Holmes & Brakel
Diane Whitney
8933 Western Way, Ste 102
Jacksonville, FL 32256
(904)538-9883
dwhitney@holmesbrakel.com
HUB: NO

Commercial Design Services
Savannah Bottles
5805 Barry Road
Tampa, FL 33634
(813)886-0580
SBottles@cdstampa.com
HUB: NO

Commercial Design Services
Don Beaton
8172 Baymeadows Way
Jacksonville, FL 32256
904-365-6929
DBeaton@cdsjax.com
HUB: NO

Workscapes
Abby Lenhardt
1173 N Orange Ave
(407)599-6770
alenhardt@workscapes.com
HUB: NO

Corporate Interiors
Christina Komons
12115 28th Street North
St. Petersburg, FL 33716
(813) 620-0048
ckomons@workscapes.com
HUB: NO

Workscapes
Jennifer Lanning
501 E Kennedy Ave, Ste 100
Tampa, FL 33602
(813)463-9263
jlanning@workscapes.com
HUB: NO

Florida Business Interiors
Cristina Berry
767 Stirling Place, Ste 1401
Lake Mary, FL 32746
(407)805-9911
cberry@4fbi.com
HUB: NO

Empire Office Environments
Abdi Ghaemmaghami
110 Hillcrest Ave
Orlando, FL 32801
407-599-6522
abdig@empireoffice.com
HUB: NO

OFDC Commercial Interiors
Mary Beth Simpson-Campbell
11866 Metro Pkwy
(239)337-1212
mcampbell@ofdc-inc.com
HUB: NO

Compass Office Solutions
Cindy Carroll
2450 Hollywood Blvd STE 401
Hollywood, FL 33020
(954)430-4590
CarrollC@compass-office.com
HUB:NO

Innerspaice - Fort Walton Beach
Dana Baldrige
139 Eglin Pkwy SE,
(850) 664-1249
dbaldrige@innerspaice.com
HUB: NO

Center Line Associates - Fort Walton Beach
Alyssa Chambless
418 Racetrack Rd NE,
Fort Walton Beach, FL 32547
(850) 492-9517
alyssa@centerlineassociates.com
HUB: NO

Business Interiors - Pensacola (Formerly Office Environments)
Samantha Sierra
111 S De Villiers St suite c,
Pensacola, FL 32502
(850) 745-5200
ssierra@businteriors.com
HUB: NO

Indoff Inc. - Pensacola
Allen Peterson
4114 Coppertree Lane
Pensacola, FL 32504
(850) 433-9610
allen.peterson@indoff.com
HUB: NO

ImageWorks Commercial Interiors - Lynn Haven, FL
Damon Calen
1119 Florida Avenue,
Lynn Haven, FL 32444
(850) 271-2600
damon@goimageworks.org
HUB: NO

JC White
Phil Wodecki
1662 NW 215th St
Miami Gardens, FL 33056
phil.wodecki@jcwhite.com
HUB: NO

Pradere Office
Ileana Pradere
7655 W 20th Ave
Hialeah, FL 33014
ileana@pradereoffice.com
HUB: NO

Empire
Michele Brajdic
2 Oakwood Blvd
Hollywood, FL 33020
MBrajdic@empireoffice.com
HUB: NO
WrkLab
Carrie Borden
3605 NW 115th Ave
Doral, FL 33178
cborden@wrklab.com
HUB: NO

CBI So Flo
Yandy Viera
337 E Las Olas Blvd
Fort Lauderdale, FL 33301
yandy.viera@cbi-se.com
HUB: NO

Office Environments & Services (OE & S)
Mel Shock
524 San Marco Blvd.
Jacksonville, FL 32207
904-398-9761
mschock@oesjax.com
HUB: NO

OHIO

Space & Asset Management, Inc. DBA/Elements IV Interiors
Mark Williams
3680 Wyse Road
Dayton, OH 45414
937-918-1000
mwilliams@elementsiv.com
HUB: NO MBE: YES

Contract Source, Inc.
Jelena Sebastian
2 Corporation Center
Broadview Heights, OH 44147
216-351-7575
jsebastian@contractsource.com
HUB: NO

Continental Office
Lisa Welch
5061 Freeway Drive E.
Columbus, OH 43229
614-384-4496
lwelch@continentaloffice.com
HUB: NO

American Interiors
Carrier Miller
302 S. Byrne Road, Building 100
Toledo, OH 43615
419-535-1808
cmiller@aminteriors.com
HUB: NO

Loth, Inc
Adam Kocher
3574 E. Kemper Road
Cincinnati, OH 45241
513-544-4900
akocher@lothinc.com
HUB: NO

Dupler Office
Amy Borden
330 W Spring Street
Suite 150
Columbus, OH 43215
614-507-3146
bordena@dupleroffice.com
Hub: No

CALIFORNIA

New Tangram LLC
Amber Jones
9200 Sorensen Ave, Santa Fe Springs, CA 90670
661.446.2850
ajones@tangraminteriors.com
HUB: No

CORE Business Interiors dba CORE Interiors
Andrea Benson CEO
7761 N. Ingram Suite 109 Fresno CA 93711
559-297-6400
Andreab@coreinteriors.com
HUB: No

Interior Motions
Dan Barnard
1465 Park Ave, Emeryville, CA 94608
510-812-4207
danb@interiormotions.com
HUB: No

Hoover's Commercial Services, d.b.a. Be. Workplace Design
Pam Rosendale
5159 Commercial Circle, Suite C, Concord, CA 94520
925-687-5454
prosendale@beworkplace.com
HUB: Yes

CRI- San Francisco
Terri Campbell
585 Howard St. San Francisco, Ca. 94105
(415) 989-0773
tcampbell@cri-sf.com
HUB: TBA

The Collective
Tim Thomas
2150 N. First St. Suite 100 San Jose, CA 95131
(925) 997-6169
tthomas@collective.space
HUB: TBA

KBM-Hogue
Troy A. Ocariza
225 W. Santa Clara St. Suite 1550 San Jose, Ca. 95113
(408) 821-4802
troy.ocariza@kbm-hogue.com
HUB: TBA

Pivot Interiors
Stacey Bailey
3355 Scott Blvd, Santa Clara , 95054
408-515-0576
sbailey@pivotinteriors.com
HUB: No

One Workplace
Greg Lopez
2500 De La Cruz Blvd Santa Clara, CA 25050
510-282-9033
glopez@oneworkplace.com
HUB: No

D&D Integrated Solutions
Dean Smith
PO Box 1086
Concord, CA 94522
925-286-8718
dean@ddlearningspaces.com
HUB: No

PeopleSpace
Michael J. Pierce
17800 Mitchell North
Irvine, CA 92614
949-724-9444
mpierce@peoplespace.com
Hub: Yes, woman owned

HAWAII

CORPORATE ENVIRONMENTS INT'L LLC (AKA) CEI HAWAII
KIANA YASUI
841 BISHOP ST SUITE 1188 HONOLULU, HI 96813
808-237-6003
Kiana@ceihawaii.com
HUB: Yes

Contract Furnishers Of Hawaii, Inc. DBA Office Pavilion
David Chang
Kukui Plaza, 50 S. Beretania St. C-208B Honolulu, HI 96813
808.599.2411
david@op-hawaii.com
HUB: Yes

Infinium Interiors
Marc Suesskind
850 Mililani Street, 2nd Fl, Honolulu, HI 96813
808-777-5490
AccountManagement@infinium-interiors.com
HUB: No

NEW MEXICO

Goodman's Interior Structures
Stuart Hamilton
4860 Pan American Freeway NE
Albuquerque, NM 87109
505-889-0195
HUB: No

NEVADA

HB Workplaces
Adrienne Fitzgerald
211 W 1st Street, Suite 201
Reno, NV 89501
775-323-3023
afitzgerald@hbworkplaces.com
HUB: No

TENNESSEE

Office Interiors
David Knight
281 Moore Lane
Collierville, TN 38017
901-482-2133
david@officeinteriors.com
HUB: No

Nashville Office Interiors
Ericha Turner
611 3rd Ave S.
Nashville, TN 37210
615-329-1811
eturner@noi-tn.com
Hub: No

NEW JERSEY

Soyka Smith Design Studios
Bridget Soyka Smith
52 Watchung Avenue
Montclair, NJ 07043
973-783-7032
bridget@soykasmith.com
HUB: No

MICHIGAN

ISCG
Angelica Nolff, CFO
612 N Main Street
Royal Oak, MI
248-339-1600
anolff@iscginc.com
HUB: No

NBS Commercial Interiors
Kristin Gula
2595 Bellingham Drive
Troy, MI 48083
248-823-5449
kgula@yopu8rnbs.com
HUB: Woman owned

Great Lakes Furniture Supply, Inc.
Ron Crisman
590 East 32nd Street
Holland, MI 49423
616-796-3245
rchrismangr@gmail.com
Hub: No

WASHINGTON

Freeform
Tayler Casad
715 East Sprague Ave #40
Spokane, WA 99202
509-724-0996
tayler@freeformspaces.com
HUB: No

One Workplace L Ferrari LLC
Bri Smith
56016 6th Avenue So, Suite 470
Seattle, WA 98108
206-768-8000
bsmith@oneworkplace.com
Hub: No

IOWA

Workspace Inc.
Ryan Boese
309 Locust Street
Des Moines, IA 50309
515-288-7090
rboese@workspaceinc.net
Hub: No

Pigott
Jeannette Smith
3815 Ingersoll Ave
Des Moines, IA 50312
563-445-2921
Jeannette.smith@pigottnet.com
Hub: No

ILLINOIS

BOS (Business Office Systems)
Kimberly Sullivan
501 S. Gary Ave.
Rosell, IL 60172
630-784-7744
Kimberly.sullivan@bos.com
Hub: No
Henricksen
Ryan Esche
121 W. Wacker Drive
Suite 1450
Chicago, IL 60601
312-575-1055
r.esche@henricksen.com
Hub: No

Resource One
Lauren Nevius
321 E Adams St.
Springfield, IL 62701
217-753-5709 x 15
lnevius@resourceoneoffice.com
Hub: Yes
Corporate Concepts
Ryan Zerante
500 Waters Edge
Suite 200
Lombard, IL 60148
312-800-4059
rzerante@corpconc.com
Hub: Yes

Interior Investments
Janette Outlaw
550 Bond St
Lincolnshire, IL 60069
312-212-5133
joutlaw@interiorinvestments.com
Hub: No

Forward Space
Elizabeth Lewis
222 Merchandise Mart Plaza
Suite 302
Chicago, IL 60654
404-377-7102
elewis@forwardspace.com
Hub: Yes

Widmer Interiors
Tanner Peterson
7322 Argus Drive
Rockford, IL 61107
815-395-7266
tpeterson@widmerinteriors.com
Hub: No

WISCONSIN

Duet Resource Group
Michael Renkens
224 South 1st Street
Milwaukee, WI 53204
608-852-5081
Michael.renkens@duetresourcegroup.com
Hub: No

NEW MEXICO

Contract Associates (a division of FMG)
Dana Cox
219 Central Ave NW Suite 100
Albuquerque, NM 87102
505-881-8070
danac@fmg.com
Hub: No

PENNSYLVANIA

Office Basics
Norma Anthony
22 Creek Circle
Boothwyn, PA 19061
856-495-5240
nanthony@officebasics.com
Hub: No

KENTUCKY

ID&A, Inc
Sandra Stokley
731 Brent Street
Suite 201
Louisville, KY 40204
859-825-8522
sstokley@id-a.com
Hub: No

SOUTH DAKOTA

Interstate Office Products
Sheila Casiello
228 S Main Ave
Sioux Falls, SD 57104
605-339-0300
scasiello@i-o-p.com
HUB: Yes, certified Woman Owned Business

INDIANA

RJE Business Interiors
Dennis Sponzel
621 E Ohio St.
Indianapolis, IN 46202
317-293-4051
dsponzel@rje-bi.com
Hub: No