

**OMNIA PARTNERS EXHIBITS**  
**EXHIBIT A - RESPONSE FOR NATIONAL COOPERATIVE CONTRACT**

---

**1.0 Scope of National Cooperative Contract**

Capitalized terms not otherwise defined herein shall have the meanings given to them in the Master Agreement or in the Administration Agreement between Supplier and OMNIA Partners.

**1.1 Requirement**

The University of California (hereinafter defined and referred to as “Principal Procurement Agency”), on behalf of itself and the National Intergovernmental Purchasing Alliance Company, a Delaware corporation d/b/a OMNIA Partners, Public Sector (“OMNIA Partners”), is requesting proposals for Dorm Furniture and Related Services. The intent of this Request for Proposal is any contract between Principal Procurement Agency and Supplier resulting from this Request for Proposal (“Master Agreement”) be made available to other public agencies nationally, including state and local governmental entities, public and private primary, secondary and higher education entities, non-profit entities, and agencies for the public benefit (“Public Agencies”), through OMNIA Partners’ cooperative purchasing program. The Principal Procurement Agency has executed a Principal Procurement Agency Certificate with OMNIA Partners, an example of which is included as Exhibit D, and has agreed to pursue the Master Agreement. Use of the Master Agreement by any Public Agency is preceded by their registration with OMNIA Partners as a Participating Public Agency in OMNIA Partners’ cooperative purchasing program. Registration with OMNIA Partners as a Participating Public Agency is accomplished by Public Agencies entering into a Master Intergovernmental Cooperative Purchasing Agreement, an example of which is attached as Exhibit C, and by using the Master Agreement, any such Participating Public Agency agrees that it is registered with OMNIA Partners, whether pursuant to the terms of the Master Intergovernmental Cooperative Agreement or as otherwise agreed to. The terms and pricing established in the resulting Master Agreement between the Supplier and the Principal Procurement Agency will be the same as that available to Participating Public Agencies through OMNIA Partners.

All transactions, purchase orders, invoices, payments etc., will occur directly between the Supplier and each Participating Public Agency individually, and neither OMNIA Partners, any Principal Procurement Agency nor any Participating Public Agency, including their respective agents, directors, employees or representatives, shall be liable to Supplier for any acts, liabilities, damages, etc., incurred by any other Participating Public Agency. Supplier is responsible for knowing the tax laws in each state.

This Exhibit A defines the expectations for qualifying Suppliers based on OMNIA Partners’ requirements to market the resulting Master Agreement nationally to Public Agencies. Each section in this Exhibit A refers to the capabilities, requirements, obligations, and prohibitions of competing Suppliers on a national level in order to serve Participating Public Agencies through OMNIA Partners.

These requirements are incorporated into and are considered an integral part of this RFP. OMNIA Partners reserves the right to determine whether or not to make the Master Agreement awarded by the Principal Procurement Agency available to Participating Public Agencies, in its sole and absolute discretion, and any party submitting a response to this RFP acknowledges that any award by the Principal Procurement Agency does not obligate OMNIA Partners to make the Master Agreement available to Participating Procurement Agencies.

**1.2 Marketing, Sales and Administrative Support**

During the term of the Master Agreement OMNIA Partners intends to provide marketing, sales, partnership development and administrative support for Supplier pursuant to this section that directly promotes the Supplier’s products and services to Participating Public Agencies through

**OMNIA PARTNERS EXHIBITS**  
**EXHIBIT A - RESPONSE FOR NATIONAL COOPERATIVE CONTRACT**

---

multiple channels, each designed to promote specific products and services to Public Agencies on a national basis.

OMNIA Partners will assign the Supplier a Director of Partner Development who will serve as the main point of contact for the Supplier and will be responsible for managing the overall relationship between the Supplier and OMNIA Partners. The Director of Partner Development will work with the Supplier to develop a comprehensive strategy to promote the Master Agreement and will connect the Supplier with appropriate stakeholders within OMNIA Partners including, Sales, Marketing, Contracting, Training, and Operations & Support.

The OMNIA Partners marketing team will work in conjunction with Supplier to promote the Master Agreement to both existing Participating Public Agencies and prospective Public Agencies through channels that may include:

- A. Marketing collateral (print, electronic, email, presentations)
- B. Website
- C. Trade shows/conferences/meetings
- D. Advertising
- E. Social Media

The OMNIA Partners sales teams will work in conjunction with Supplier to promote the Master Agreement to both existing Participating Public Agencies and prospective Public Agencies through initiatives that may include:

- A. Individual sales calls
- B. Joint sales calls
- C. Communications/customer service
- D. Training sessions for Public Agency teams
- E. Training sessions for Supplier teams

The OMNIA Partners contracting teams will work in conjunction with Supplier to promote the Master Agreement to both existing Participating Public Agencies and prospective Public Agencies through:

- A. Serving as the subject matter expert for questions regarding joint powers authority and state statutes and regulations for cooperative purchasing
- B. Training sessions for Public Agency teams
- C. Training sessions for Supplier teams
- D. Regular business reviews to monitor program success
- E. General contract administration

Suppliers are required to pay an administrative fee of 3% of the greater of the Contract Sales under the Master Agreement and Guaranteed Contract Sales under this Request for Proposal. Supplier will be required to execute the OMNIA Partners Administration Agreement (Exhibit B).

**OMNIA PARTNERS EXHIBITS**  
**EXHIBIT A - RESPONSE FOR NATIONAL COOPERATIVE CONTRACT**

---

**1.3 Estimated Volume**

The dollar volume purchased under the Master Agreement is estimated to be approximately \$100M annually. While no minimum volume is guaranteed to Supplier, the estimated annual volume is projected based on the current annual volumes among the Principal Procurement Agency, other Participating Public Agencies that are anticipated to utilize the resulting Master Agreement to be made available to them through OMNIA Partners, and volume growth into other Public Agencies through a coordinated marketing approach between Supplier and OMNIA Partners.

**1.4 Award Basis**

The basis of any contract award resulting from this RFP made by Principal Procurement Agency will, at OMNIA Partners' option, be the basis of award on a national level through OMNIA Partners. If multiple Suppliers are awarded by Principal Procurement Agency under the Master Agreement, those same Suppliers will be required to extend the Master Agreement to Participating Public Agencies through OMNIA Partners. Utilization of the Master Agreement by Participating Public Agencies will be at the discretion of the individual Participating Public Agency. Certain terms of the Master Agreement specifically applicable to the Principal Procurement Agency (e.g. governing law) are subject to modification for each Participating Public Agency as Supplier, such Participating Public Agency and OMNIA Partners shall agree without being in conflict with the Master Agreement. Participating Agencies may request to enter into a separate supplemental agreement to further define the level of service requirements over and above the minimum defined in the Master Agreement (i.e. invoice requirements, order requirements, specialized delivery, diversity requirements such as minority and woman owned businesses, historically underutilized business, governing law, etc.) ("Supplemental Agreement"). It shall be the responsibility of the Supplier to comply, when applicable, with the prevailing wage legislation in effect in the jurisdiction of the Participating Agency. It shall further be the responsibility of the Supplier to monitor the prevailing wage rates as established by the appropriate department of labor for any increase in rates during the term of the Master Agreement and adjust wage rates accordingly. In instances where supplemental terms and conditions create additional risk and cost for Supplier, Supplier and Participating Public Agency may negotiate additional pricing above and beyond the stated contract not-to-exceed pricing so long as the added price is commensurate with the additional cost incurred by the Supplier. Any supplemental agreement developed as a result of the Master Agreement is exclusively between the Participating Agency and the Supplier (Contract Sales are reported to OMNIA Partners).

All signed Supplemental Agreements and purchase orders issued and accepted by the Supplier may survive expiration or termination of the Master Agreement. Participating Agencies' purchase orders may exceed the term of the Master Agreement if the purchase order is issued prior to the expiration of the Master Agreement. Supplier is responsible for reporting all sales and paying the applicable administrative fee for sales that use the Master Agreement as the basis for the purchase order, even though Master Agreement may have expired.

**1.5 Objectives of Cooperative Program**

This RFP is intended to achieve the following objectives regarding availability through OMNIA Partners' cooperative program:

- A. Provide a comprehensive competitively solicited and awarded national agreement offering the Products covered by this solicitation to Participating Public Agencies;
- B. Establish the Master Agreement as the Supplier's primary go to market strategy to Public Agencies nationwide;
- C. Achieve cost savings for Supplier and Public Agencies through a single solicitation process that will reduce the Supplier's need to respond to multiple solicitations and Public Agencies need to conduct their own solicitation process;

**OMNIA PARTNERS EXHIBITS**  
**EXHIBIT A - RESPONSE FOR NATIONAL COOPERATIVE CONTRACT**

---

- D. Combine the aggregate purchasing volumes of Participating Public Agencies to achieve cost effective pricing.

## **2.0 REPRESENTATIONS AND COVENANTS**

As a condition to Supplier entering into the Master Agreement, which would be available to all Public Agencies, Supplier must make certain representations, warranties and covenants to both the Principal Procurement Agency and OMNIA Partners designed to ensure the success of the Master Agreement for all Participating Public Agencies as well as the Supplier.

### **2.1 Corporate Commitment**

Supplier commits that (1) the Master Agreement has received all necessary corporate authorizations and support of the Supplier's executive management, (2) the Master Agreement is Supplier's primary "go to market" strategy for Public Agencies, (3) the Master Agreement will be promoted to all Public Agencies, including any existing customers, and Supplier will transition existing customers, upon their request, to the Master Agreement, and (4) that the Supplier has read and agrees to the terms and conditions of the Administration Agreement with OMNIA Partners and will execute such agreement concurrent with and as a condition of its execution of the Master Agreement with the Principal Procurement Agency. Supplier will identify an executive corporate sponsor and a separate national account manager within the RFP response that will be responsible for the overall management of the Master Agreement.

### **2.2 Pricing Commitment**

Supplier commits the not-to-exceed pricing provided under the Master Agreement pricing is its lowest available (net to buyer) to Public Agencies nationwide and further commits that if a Participating Public Agency is eligible for lower pricing through a national, state, regional or local or cooperative contract, the Supplier will match such lower pricing to that Participating Public Agency under the Master Agreement.

### **2.3 Sales Commitment**

Supplier commits to aggressively market the Master Agreement as its go to market strategy in this defined sector and that its sales force will be trained, engaged and committed to offering the Master Agreement to Public Agencies through OMNIA Partners nationwide. Supplier commits that all Master Agreement sales will be accurately and timely reported to OMNIA Partners in accordance with the OMNIA Partners Administration Agreement. Supplier also commits its sales force will be compensated, including sales incentives, for sales to Public Agencies under the Master Agreement in a consistent or better manner compared to sales to Public Agencies if the Supplier were not awarded the Master Agreement.

## **3.0 SUPPLIER RESPONSE**

Supplier must supply the following information in order for the Principal Procurement Agency to determine Supplier's qualifications to extend the resulting Master Agreement to Participating Public Agencies through OMNIA Partners.

### **3.1 Company**

- A. Brief history and description of Supplier to include experience providing similar products and services.
- B. Total number and location of salespersons employed by Supplier.
- C. Number and location of support centers (if applicable) and location of corporate office.

**OMNIA PARTNERS EXHIBITS**  
**EXHIBIT A - RESPONSE FOR NATIONAL COOPERATIVE CONTRACT**

---

- D. Annual sales for the three previous fiscal years.
- a. Submit FEIN and Dunn & Bradstreet report.
- E. Describe any green or environmental initiatives or policies.
- F. Describe any diversity programs or partners supplier does business with and how Participating Agencies may use diverse partners through the Master Agreement. Indicate how, if at all, pricing changes when using the diversity program. If there are any diversity programs, provide a list of diversity alliances and a copy of their certifications.
- G. Indicate if supplier holds any of the below certifications in any classified areas and include proof of such certification in the response:
- a. Minority Women Business Enterprise  
 Yes       No  
If yes, list certifying agency: \_\_\_\_\_
- b. Small Business Enterprise (SBE) or Disadvantaged Business Enterprise (DBE)  
 Yes       No  
If yes, list certifying agency: \_\_\_\_\_
- c. Historically Underutilized Business (HUB)  
 Yes       No  
If yes, list certifying agency: \_\_\_\_\_
- d. Historically Underutilized Business Zone Enterprise (HUBZone)  
 Yes       No  
If yes, list certifying agency: \_\_\_\_\_
- e. Other recognized diversity certificate holder  
 Yes       No  
If yes, list certifying agency: Woman Owned Small Business
- H. List any relationships with subcontractors or affiliates intended to be used when providing services and identify if subcontractors meet minority-owned standards. If any, list which certifications subcontractors hold and certifying agency.
- I. Describe how supplier differentiates itself from its competitors.
- J. Describe any present or past litigation, bankruptcy or reorganization involving supplier.
- K. Felony Conviction Notice: Indicate if the supplier
- a. is a publicly held corporation and this reporting requirement is not applicable;
- b. is not owned or operated by anyone who has been convicted of a felony; or
- c. is owned or operated by and individual(s) who has been convicted of a felony and provide the names and convictions.
- L. Describe any debarment or suspension actions taken against supplier

**3.2 Distribution, Logistics**

- A. Each offeror awarded an item under this solicitation may offer their complete product and service offering/a balance of line. Describe the full line of products and services offered by supplier.

**OMNIA PARTNERS EXHIBITS**  
**EXHIBIT A - RESPONSE FOR NATIONAL COOPERATIVE CONTRACT**

---

- B. Describe how supplier proposes to distribute the products/service nationwide. Include any states where products and services will not be offered under the Master Agreement, including U.S. Territories and Outlying Areas.
- C. Describe how Participating Agencies are ensured they will receive the Master Agreement pricing; include all distribution channels such as direct ordering, retail or in-store locations, through distributors, etc. Describe how Participating Agencies verify and audit pricing to ensure its compliance with the Master Agreement.
- D. Identify all other companies that will be involved in processing, handling or shipping the products/service to the end user.
- E. Provide the number, size and location of Supplier's distribution facilities, warehouses and retail network as applicable.

**3.3 Marketing and Sales**

- A. Provide a detailed ninety-day plan beginning from award date of the Master Agreement describing the strategy to immediately implement the Master Agreement as supplier's primary go to market strategy for Public Agencies to supplier's teams nationwide, to include, but not limited to:
  - i. Executive leadership endorsement and sponsorship of the award as the public sector go-to-market strategy within first 10 days
  - ii. Training and education of Supplier's national sales force with participation from the Supplier's executive leadership, along with the OMNIA Partners team within first 90 days
- B. Provide a detailed ninety-day plan beginning from award date of the Master Agreement describing the strategy to market the Master Agreement to current Participating Public Agencies, existing Public Agency customers of Supplier, as well as to prospective Public Agencies nationwide immediately upon award, to include, but not limited to:
  - i. Creation and distribution of a co-branded press release to trade publications
  - ii. Announcement, Master Agreement details and contact information published on the Supplier's website within first 90 days
  - iii. Design, publication and distribution of co-branded marketing materials within first 90 days
  - iv. Commitment to attendance and participation with OMNIA Partners at national (i.e. NIGP Annual Forum, NPI Conference, etc.), regional (i.e. Regional NIGP Chapter Meetings, Regional Cooperative Summits, etc.) and supplier-specific trade shows, conferences and meetings throughout the term of the Master Agreement
  - v. Commitment to attend, exhibit and participate at the NIGP Annual Forum in an area reserved by OMNIA Partners for partner suppliers. Booth space will be purchased and staffed by Supplier. In addition, Supplier commits to provide reasonable assistance to the overall promotion and marketing efforts for the NIGP Annual Forum, as directed by OMNIA Partners.
  - vi. Design and publication of national and regional advertising in trade publications throughout the term of the Master Agreement

**OMNIA PARTNERS EXHIBITS**  
**EXHIBIT A - RESPONSE FOR NATIONAL COOPERATIVE CONTRACT**

---

- vii. Ongoing marketing and promotion of the Master Agreement throughout its term (case studies, collateral pieces, presentations, promotions, etc.)
  - viii. Dedicated OMNIA Partners internet web-based homepage on Supplier's website with:
    - OMNIA Partners standard logo;
    - Copy of original Request for Proposal;
    - Copy of Master Agreement and amendments between Principal Procurement Agency and Supplier;
    - Summary of Products and pricing;
    - Marketing Materials
    - Electronic link to OMNIA Partners' website including the online registration page;
    - A dedicated toll-free number and email address for OMNIA Partners
- C. Describe how Supplier will transition any existing Public Agency customers' accounts to the Master Agreement available nationally through OMNIA Partners. Include a list of current cooperative contracts (regional and national) Supplier holds and describe how the Master Agreement will be positioned among the other cooperative agreements.
- D. Acknowledge Supplier agrees to provide its logo(s) to OMNIA Partners and agrees to provide permission for reproduction of such logo in marketing communications and promotions. Acknowledge that use of OMNIA Partners logo will require permission for reproduction, as well.
- E. Confirm Supplier will be proactive in direct sales of Supplier's goods and services to Public Agencies nationwide and the timely follow up to leads established by OMNIA Partners. All sales materials are to use the OMNIA Partners logo. At a minimum, the Supplier's sales initiatives should communicate:
- i. Master Agreement was competitively solicited and publicly awarded by a Principal Procurement Agency
  - ii. Best government pricing
  - iii. No cost to participate
  - iv. Non-exclusive
- F. Confirm Supplier will train its national sales force on the Master Agreement. At a minimum, sales training should include:
- i. Key features of Master Agreement
  - ii. Working knowledge of the solicitation process
  - iii. Awareness of the range of Public Agencies that can utilize the Master Agreement through OMNIA Partners
  - iv. Knowledge of benefits of the use of cooperative contracts
- G. Provide the name, title, email and phone number for the person(s), who will be responsible for:
- i. Executive Support

**OMNIA PARTNERS EXHIBITS**  
**EXHIBIT A - RESPONSE FOR NATIONAL COOPERATIVE CONTRACT**

---

- ii. Marketing
- iii. Sales
- iv. Sales Support
- v. Financial Reporting
- vi. Accounts Payable
- vii. Contracts

- H. Describe in detail how Supplier's national sales force is structured, including contact information for the highest-level executive in charge of the sales team.
- I. Explain in detail how the sales teams will work with the OMNIA Partners team to implement, grow and service the national program.
- I. Explain in detail how Supplier will manage the overall national program throughout the term of the Master Agreement, including ongoing coordination of marketing and sales efforts, timely new Participating Public Agency account set-up, timely contract administration, etc.
- J. State the amount of Supplier's Public Agency sales for the previous fiscal year. Provide a list of Supplier's top 10 Public Agency customers, the total purchases for each for the previous fiscal year along with a key contact for each.
- K. Describe Supplier's information systems capabilities and limitations regarding order management through receipt of payment, including description of multiple platforms that may be used for any of these functions.
- L. Provide the Contract Sales (as defined in Section 10 of the OMNIA Partners Administration Agreement) that Supplier will guarantee each year under the Master Agreement for the initial three years of the Master Agreement ("Guaranteed Contract Sales").
  - \$   \*\*  .00 in year one
  - \$   \*\*  .00 in year two
  - \$   \*\*  .00 in year three

\*\*unable to verify or guarantee sales  
To the extent Supplier guarantees minimum Contract Sales, the administration fee shall be calculated based on the greater of the actual Contract Sales and the Guaranteed Contract Sales.
- M. Even though it is anticipated many Public Agencies will be able to utilize the Master Agreement without further formal solicitation, there may be circumstances where Public Agencies will issue their own solicitations. The following options are available when responding to a solicitation for Products covered under the Master Agreement.

- i. Respond with Master Agreement pricing (Contract Sales reported to OMNIA Partners).
- ii. If competitive conditions require pricing lower than the standard Master Agreement not-to-exceed pricing, Supplier may respond with lower pricing through the Master Agreement. If Supplier is awarded the contract, the sales are reported as Contract Sales to OMNIA Partners under the Master Agreement.
- iii. Respond with pricing higher than Master Agreement only in the unlikely event that the Public Agency refuses to utilize Master Agreement (Contract Sales are not reported to OMNIA Partners).
- iv. If alternative or multiple proposals are permitted, respond with pricing higher than Master Agreement, and include Master Agreement as the alternate or additional proposal.



**OMNIA PARTNERS EXHIBITS**  
**EXHIBIT A - RESPONSE FOR NATIONAL COOPERATIVE CONTRACT**

---

Detail Supplier's strategies under these options when responding to a solicitation.

### 3.0 SUPPLIER RESPONSE

#### 3.1 Company

A. Brief history and description of Supplier to include experience providing similar products and services.

For more than 70 years, John Savoy and Son Inc., DBA Savoy Contract Furniture®, has proven furniture can be stylish and comfortable, while still being a durable option for the student and military housing markets. Function with flexibility, quality with value, and durable with comfort, are all concepts incorporated into every piece of furniture manufactured in our 300,000+ square-foot Central Pennsylvania facility. Savoy produces over ten (10) casegood lines, twenty (20) lounge collections, beds, general seating, and tables. All product is produced utilizing state-of-the-art manufacturing technology and is backed by our unmatched limited lifetime warranty. Being American made, owned, and operated enables us to have centralized decision-making to be flexible and innovative for today's customer.

B. Total number and location of salespersons employed by Supplier.

All manufacturing takes place in our 305,000 sq/ft Central Pennsylvania facility. We have independent sales representatives all over the country; none of these representatives are employed by Savoy Contract Furniture.

C. Number and location of support centers (if applicable) and location of corporate office.

Savoy Contract Furniture is located in Central Pennsylvania.

D. Annual sales for the three previous fiscal years. Submit FEIN and Dunn & Bradstreet report.

Please reference our included D&B report.

E. Describe any green or environmental initiatives or policies.

Savoy Contract Furniture is committed to employing environmentally conscientious policies and practices in our manufacturing procedures and strongly encourages our vendors to be environmentally conscious in their processes. Savoy utilizes a technologically advanced ultraviolet (UV) finishing system. This system provides a material transfer rate from application to finished product in excess of 99%. Not only does this process not produce any substantial VOCs, but it is also recognized by the PA Department of Environmental Protection as being compliant with all regulations. We have reduced VOC output by as much as 99%. The use of water-based adhesives in the process of laminating all Savoy tops, shelves and some component parts has also greatly reduced the amount of VOCs. Waste streams such as used oils, cleaning fluids, and some finishing materials are recycled to minimize waste. Fuel oil processing and heating systems have been replaced with more efficient natural gas systems, substantially reducing oil consumption and the release of airborne contaminants. Savoy uses veneer core plywood in place of solid wood species whenever possible. Utilization of plywood in furniture manufacturing minimizes the effect on the environment by providing a more complete use of the harvested tree. Trees used for veneer application extends the utilization by as much as 16 times more than solid applications. In addition, our plywood has no added formaldehyde. All of our waste woods are recycled in the form of wood mulch or are utilized in heating systems locally. Saw dust collected by the extraction system is used as animal bedding by local farmers. Any cardboard waste in the plant is recycled locally. Each year, millions of trees are harvested to provide packaging for shipments. Savoy uses a blanket wrapped shipping process in which items are wrapped in moving blankets made of recycled materials. These blankets can be re-used numerous times and this minimizes the amount of trees harvested for manufacturing shipping materials. We have carefully selected lumber suppliers who are recognized for implementing environmentally supported harvesting controls and hold SFI and FSC certifications to perpetuate a better environment for all. Additionally, we strive to work mostly with fabric vendors that have taken the responsibility to create environmentally friendly fabrics woven in the United States.

F. Describe any diversity programs or partners supplier does business with and how Participating Agencies may use diverse partners through the Master Agreement. Indicate how, if at all, pricing changes when using the diversity program. If there are any diversity programs, provide a list of diversity alliances and a copy of their certifications.

Savoy Contract Furniture is a Woman Owned Small Business (WOSB). During the life of the Master Agreement, if we can utilize diverse partner suppliers, we will where available. At this time, we do not have a diversity alliance or copy of certifications available for upload.

H. List any relationships with subcontractors or affiliates intended to be used when providing services and identify if subcontractors meet minority-owned standards. If any, list which certifications subcontractors hold and certifying agency.

Savoy is a Woman Owned Small Business (WOSB). During the life of this contract, we will continually review the market for reliable, experienced, and skilled subcontractors to meet minority-owned standards.

I. Describe how supplier differentiates itself from its competitors.

Savoy construction significantly reduces maintenance costs and adds years of life to furniture. All product is manufactured in our Central Pennsylvania location enabling complete control of the order.

Casegoods are fully assembled utilizing wet construction, triple joint construction, and mortise and tenon joinery, and are both screwed with steel cleats and glued. Our drawers are five (5) sided and fully dovetailed front and back, as well as feature replaceable drawer fronts and fully housed drawer bottom with supporting glue blocks. We incorporate solid wood parting rails in the front of every drawer level for increased stability. We use proven fastening methods and stay away from camlock and European fasteners as they are not built for the heavy use of a dorm. To ensure our products will endure the rigorous demands of student living, Savoy has also standardized on upgraded 100 lb. drawer slides. In addition, the modern, metal pull hardware on the recently released Urban Collection is truly new in style and design. The new pulls offer a stylish look but prevents students from standing on it, hanging items from it, or catching themselves on it when walking by.

Standard construction material utilized by Savoy is Oak/Maple veneer core premium plywood with a minimum of 7 plies. Hardwood plywood is constructed of layers of thinly sliced wood with alternating grain at ninety degrees. The cross layered veneers are joined together by an adhesive. Plywood is highly impact resistant and resists cracking, warping and cupping. Pound for pound, plywood has proven stronger than steel in static bending strength. In addition to the above noted features and benefits of plywood, it also provides environmentally friendly benefits with more complete usage of the tree. Along with the use of plywood construction, Savoy also works with Solid Oak, Birch, and Maple.

Savoy utilizes a top-of-the-line, technologically advanced ultraviolet (UV) finishing system for all flat surface finishing. We complete our products without adding harmful formaldehyde in either our finishes or our plywoods, which prevents any dangerous off gassing that may be experienced in other products constructed from composite materials.

Savoy Contract Furniture is built to endure more than 15 years of heavy use. We supply easy access to replacement parts, if furniture repairs are needed.

J. Describe any present or past litigation, bankruptcy or reorganization involving supplier.

Savoy does not have any present or past litigation, bankruptcy, or reorganizations.

K. Felony Conviction Notice: Indicate if the supplier a. is a publicly held corporation and this reporting requirement is not applicable; b. is not owned or operated by anyone who has been convicted of a felony; or c. is owned or operated by an individual(s) who has been convicted of a felony and provide the names and convictions.

Savoy is a privately held company. We are not owned or operated by anyone who has been convicted of a felony.

L. Describe any debarment or suspension actions taken against supplier

Savoy has not had any debarment or suspension actions taken against our company.

### **3.2 Distribution, Logistics**

A. Each offeror awarded an item under this solicitation may offer their complete product and service offering/a balance of line. Describe the full line of products and services offered by supplier.

Please reference the attached Savoy Product Guide that includes the 'Balance of Line' product offerings for the UC/OMNIA contract.

Pricing is not included on this document per RFX requirements.

For more than 70 years, John Savoy and Son Inc., DBA Savoy Contract Furniture®, has proven furniture can be stylish and comfortable, while still being a durable option for the student and military housing markets. Function with flexibility, quality with value, and durable with comfort, are all concepts incorporated into every piece of furniture manufactured in our 300,000+ square-foot Central Pennsylvania facility. Savoy produces over ten (10) casegood lines, twenty (20) lounge collections, beds, general seating and tables. All product is produced utilizing state-of-the-art manufacturing technology and is backed by our unmatched limited lifetime warranty. Being American made, owned, and operated enables us to have centralized decision-making to be flexible and innovative for today's customer.

With our vast experience in the federal market using our GSA Schedule, we are able to comply with public agencies that utilize federal funds for purchases and understand the legality of the FARS and/or DFARS associated with these purchases. We will work with customers to ensure the purchase is completed per federal regulations effective November 12, 2020. We have demonstrated that we're fully capable of complying with the Federal Uniform Guidance (2 CFR § 200) and will assist the end user on compliance of this item as needed. Savoy can comply with the regulation requirements for maximizing use of goods, products, and materials produced in the United States due to our facility being centrally located in Montoursville, PA, and receiving our wood raw material within a 200 mile radius from our factory.

Services being offered under this contract are FOB Dock (Factory: Montoursville, PA). Freight and installation services will be added on a case-by-case basis.

B. Describe how supplier proposes to distribute the products/service nationwide. Include any states where products and services will not be offered under the Master Agreement, including U.S. Territories and Outlying Areas.

Over the past 70 years Savoy has been providing contract furniture nationwide to both CONUS and OCONUS customers. Services being offered under this contract are FOB Dock (Factory: Montoursville, PA). Freight and installation services will be added on a case-by-case basis.

C. Describe how Participating Agencies are ensured they will receive the Master Agreement pricing; include all distribution channels such as direct ordering, retail or in-store locations, through distributors, etc. Describe how Participating Agencies verify and audit pricing to ensure its compliance with the Master Agreement.

Participating Agencies are ensured they will receive the Master Agreement pricing by the utilization of a dedicated, experienced factory representative who handles all quoting, ordering, and logistics of the Master Agreement. Participating Agencies can verify and audit pricing by the dedicated price guides issued for this contract.

D. Identify all other companies that will be involved in processing, handling or shipping the products/service to the end user.

Savoy Contract Furniture will handle this contract from start to finish. No other companies will be invoiced in processing, handling, or shipping the products/services to the end user.

E. Provide the number, size and location of Supplier's distribution facilities, warehouses and retail network as applicable.

All manufacturing takes place in our 305,000 sq/ft Central Pennsylvania facility. No other distribution facilities, warehouses, and/or retail networks are used.

### **3.3 Marketing and Sales**

A. Provide a detailed ninety-day plan beginning from award date of the Master Agreement describing the strategy to immediately implement the Master Agreement as supplier's primary go to market strategy for Public Agencies to supplier's teams nationwide, to include, but not limited to:

i. Executive leadership endorsement and sponsorship of the award as the public sector go-to-market strategy within first 10 days

Savoy confirms we will provide email communications, social media posts, etc. for endorsement and sponsorship of this contract within the first 10 days of award.

ii. Training and education of Supplier's national sales force with participation from the Supplier's executive leadership, along with the OMNIA Partners team within first 90days

Savoy confirms we will provide training and education to our independent sales representatives along with the OMNIA Partner team within the first 90 days.

B. Provide a detailed ninety-day plan beginning from award date of the Master Agreement describing the strategy to market the Master Agreement to current Participating Public Agencies, existing Public Agency customers of Supplier, as well as to prospective Public Agencies nationwide immediately upon award, to include, but not limited to:

Prior to contract implementation on 10/1/2021, Savoy will work diligently with UC/OMNIA to complete the below items prior to contract activation:

Catalog development with price list availability to UC locations. Beginning June 15th, 2021, Savoy will begin developing price lists for the UC locations. These price lists will be available upon request electronically or via USB drives. We will also store them on our online website for reference to the UC system contacts.

Campus Profile Development (UC systems and contacts). Between June 15th and August 30th, 2021, we will provide Campus Profile Development for the UC systems. We will work diligently to get all aspects of this profile complete as quickly as possible to ensure contract implementation is ready on 10/1/2021.

Marketing and Business Development. Once awarded a UC contract, approximately June 15th, Savoy will begin our marketing and business development plan. We will provide bi-weekly email communications up until the implementation of the new UC/OMNIA Contract on 10/1/2021, and then proceed with monthly email correspondence. The email communications will focus on UC and how Savoy can assist in meeting the changing demands on site. For instance, we will provide information on Savoy, product construction, our industry best limited lifetime warranty, environmental information, new features, available fabric offerings, stock program information for Quick Ship items to meet the tightest deadlines, personalization of the Savoy product and how to enhance the furniture being utilized in rooms to provide the best experience for the customer.

Our local independent sales representatives will be calling and making appointments to meet with customers of the UC Contract. They will offer in-person or virtual presentations, bring samples for demonstration, and provide resource materials (such as: fabric cards, finish chains, etc.) for the client's reference.

In addition to our email communications and personal visits, the UC/OMNIA Contract will be promoted on our Savoy website.

i. Creation and distribution of a co-branded press release to trade publications.

Savoy will evaluate the creation and distribution of co-branded press releases to trade publications.

ii. Announcement, Master Agreement details and contact information published on the Supplier's website within first 90 days

Within the first 90 days of the contract awarded to Savoy, we will publish an overview of the contract information for the UC/OMNIA contract on our website.

iii. Design, publication and distribution of co-branded marketing materials within first 90days

Within the first 90 days of the contract awarded to Savoy, we will design and distribute marketing materials electronically. Hard copies will be available upon request.

iv. Commitment to attendance and participation with OMNIA Partners at national (i.e. NIGP Annual Forum, NPI Conference, etc.), regional (i.e. Regional NIGP Chapter Meetings, Regional Cooperative Summits, etc.) and supplier-specific trade shows, conferences and meetings throughout the term of the Master Agreement

Savoy confirms we will review/evaluate all national, regional, and supplier-specific trade shows, conferences, and meetings throughout the term of the Master Agreement.

v. Commitment to attend, exhibit and participate at the NIGP Annual Forum in an area reserved by OMNIA Partners for partner suppliers. Booth space will be purchased and staffed by Supplier. In addition, Supplier commits to provide reasonable assistance to the overall promotion and marketing efforts for the NIGP Annual Forum, as directed by OMNIA Partners.

Savoy confirms we will review/evaluate all requests to attend, exhibit, and participate at the NIGP Annual Forum. We will provide reasonable assistance to the overall promotion and marketing efforts for the NIGP Annual Forum.

vi. Design and publication of national and regional advertising in trade publications throughout the term of the Master Agreement  
Savoy confirms we will evaluate national and regional advertising opportunities in trade publications throughout the term of the Master Agreement.

vii. Ongoing marketing and promotion of the Master Agreement throughout its term (case studies, collateral pieces, presentations, promotions, etc.)

Savoy confirms we will evaluate the ongoing marketing and promotion of the Master Agreement throughout the term of the contract (via case studies, collateral pieces, presentations, promotions, etc.).

viii. Dedicated OMNIA Partners internet web-based homepage on Supplier's website with:

- OMNIA Partners standard logo;
- Copy of original Request for Proposal;
- Copy of Master Agreement and amendments between Principal Procurement Agency and Supplier;
- Summary of Products and pricing;
- Marketing Materials
- Electronic link to OMNIA Partners' website including the online registration page;
- A dedicated toll-free number and email address for OMNIA Partners

Savoy will provide a UC Contract/OMNIA website for customers to reference. The website will include: the OMNIA Partners standard logo; copy of original request for proposal; copy of master agreement and amendments between the Principal Procurement Agency and Savoy; a summary of products offered and pricing; marketing materials and brochures; an electronic link to OMNIA Partners' website (including the online registration page); and reference to our toll-free number and email for communication to Savoy Contract Furniture.

C. Describe how Supplier will transition any existing Public Agency customers' accounts to the Master Agreement available nationally through OMNIA Partners. Include a list of current cooperative contracts (regional and national) Supplier holds and describe how the Master Agreement will be positioned among the other cooperative agreements.

Savoy Contract Furniture currently holds various contracts, such as but not limited to, GSA, New Jersey State Contract, TIPS Contract, MHEC Contract, Pennsylvania State Contract, New York State Contract, etc.

D. Acknowledge Supplier agrees to provide its logo(s) to OMNIA Partners and agrees to provide permission for reproduction of such logo in marketing communications and promotions. Acknowledge that use of OMNIA Partners logo will require permission for reproduction, as well.

If awarded, Savoy will provide OMNIA with permission for reproduction of our logo in marketing communications and promotions. We acknowledge the use of OMNIA Partners logo will require permission for reproduction.

E. Confirm Supplier will be proactive in direct sales of Supplier's goods and services to Public Agencies nationwide and the timely follow up to leads established by OMNIA Partners. All sales materials are to use the OMNIA Partners logo. At a minimum, the Supplier's sales initiatives should communicate:

- i. Master Agreement was competitively solicited and publicly awarded by a Principal Procurement Agency
- ii. Best government pricing
- iii. No cost to participate
- iv. Non-exclusive

Savoy will be proactive in direct sales of goods and services to Public Agencies nationwide. We will provide, at a minimum, the following services: communicate, where applicable, the Master Agreement information, pricing structure, and information on participation (and direct to OMNIA for further information).

F. Confirm Supplier will train its national sales force on the Master Agreement. At a minimum, sales training should include:

- i. Key features of Master Agreement
- ii. Working knowledge of the solicitation process
- iii. Awareness of the range of Public Agencies that can utilize the Master Agreement through OMNIA Partners
- iv. Knowledge of benefits of the use of cooperative contracts

Savoy will provide detailed information on the Master Contract to our independent sales representatives. Factory representatives will be knowledgeable on the key features and working knowledge of the contract/solicitation. Factory representatives will provide guidance to our independent sales representatives in the field.

G. Provide the name, title, email and phone number for the person(s), who will be responsible for:

i.

. Executive Support

Chris Frantz

Director of Marketing and Sales

[cfrantz@savoyfurniture.com](mailto:cfrantz@savoyfurniture.com)

800-233-8953 x 102

ii. Marketing

Sarah Feaster  
Marketing Specialist  
[savoy@savoyfurniture.com](mailto:savoy@savoyfurniture.com)  
800-233-8953 x 106

iii. Sales

Lucas Fanning  
Sales Manager  
[sales@Savoyfurniture.com](mailto:sales@Savoyfurniture.com)  
800-233-8953 x 101

iv. Sales Support

Christine Hiner  
Sales Administrator  
[chiner@savoyfurniture.com](mailto:chiner@savoyfurniture.com)  
800-233-8953 x 130

v. Financial Reporting

Denise Eck  
HR/Payroll Specialist  
[deck@savoyfurniture.com](mailto:deck@savoyfurniture.com)  
800-233-8953 x 103

vi. Accounts Payable

Kristyn Chapman  
Accounts Payable  
[apinvoicing@savoyfurniture.com](mailto:apinvoicing@savoyfurniture.com)  
800-233-8953 x 127

vii. Contracts

Alicia Lee  
Government Sales Specialist/Contract Coordinator  
[govt@savoyfurniture.com](mailto:govt@savoyfurniture.com)  
800-233-8953 x 111

H. Describe in detail how Supplier's national sales force is structured, including contact information for the highest-level executive in charge of the sales team.

Savoy Contract Furniture is an established, reliable, Central Pennsylvania company that has been in business for more than 70 years. We provide a Turnkey Service: We manufacture, deliver, and install. We are vertically integrated, which allows us to control our scheduling and quality 100%. Savoy Contract Furniture specializes in Dorm, Residence Hall, and Quarter furniture. Savoy Contract Furniture utilizes independent sales representatives nationwide.

I. Explain in detail how the sales teams will work with the OMNIA Partners team to implement, grow and service the national program.

Savoy will work diligently with OMNIA Partners and customers, where applicable, to implement growth and service to the national program.

I. Explain in detail how Supplier will manage the overall national program throughout the term of the Master Agreement, including ongoing coordination of marketing and sales efforts, timely new Participating Public Agency account set-up, timely contract administration, etc.

Savoy will work with ONMIA to ensure new Participating Agencies are set-up, where applicable. We will provide ongoing coordination of our marketing and sales efforts to grow the UC/ONMIA Contract.

J. State the amount of Supplier's Public Agency sales for the previous fiscal year. Provide a list of Supplier's top 10 Public Agency customers, the total purchases for each for the previous fiscal year along with a key contact for each.

For more than 70 years, Savoy has been providing colleges, universities and government facilities with superior quality furniture that withstands the rigorous use in these environments. Many of our customers are recurring customers who value our services, attention to detail, and industry best limited lifetime warranty.

K. Describe Supplier's information systems capabilities and limitations regarding order management through receipt of payment, including description of multiple platforms that may be used for any of these functions.

Savoy Contract Furniture prides ourselves on being a company that puts the customer first. We respond to all RFQs or RFIs within 24-48 hours of receipt of complete information. Additionally, we have experienced customer service professionals assigned to commercial accounts to ensure customer satisfaction from the beginning of the process to completion of delivery and/or installation. We manage our

performance daily to meet customers' demands and ensure on-time deliveries with exceptional product and customer service. Once an order is received, an acknowledgment will be issued within 24 hours for customer review, including our confirmation of the order and delivery date. Standard lead time for new orders is 60-90 days after receipt of order. If an issue arises, we will evaluate and respond back to the end-user within 24-48 hours with a resolution once all information is provided for evaluation. Invoices will be supplied electronically. However, fax or customer portal are also available upon customer request. Paper invoices are available, if requested, on a case-by-case basis. Savoy accepts ACH and paper check payment. We are willing to look into PaymodeX, if required. Our preferred method of payment is via ACH.



Printed By: Ashley null McMahon

Date Printed: February 16, 2021

## LIVE REPORT

**JOHN SAVOY & SON, INC.**

Tradestyle(s): SAVOY CONTRACT FURNITURE

ACTIVE HEADQUARTERS

D-U-N-S Number: 00-305-5076

Company: JOHN SAVOY &amp; SON, INC.

**D&B** 300 Howard St,  
**Address:** Montoursville, PA,  
 17754, United States  
 Of America  
**Location** Headquarters  
**Type:**  
**Phone:** +1 570-368-2424

**Endorsement:** amcmahon@mtb.com

## Summary

## KEY DATA ELEMENTS (Formerly: SCORE BAR)

KDE Name		Current Status	Details
PAYDEX®	↓	79	Paying 2 days past due
Commercial Credit Score Percentile	↓	93	Low Risk of severe payment delinquency.
Financial Stress Score National Percentile	↑	99	Low Risk of severe financial stress.
D&B Viability Rating		2 1 C G	View More Details
Bankruptcy Found		N	
D&B Rating		1R2	1R indicates 10 or more Employees, Credit appraisal of 2 is good

## COMPANY PROFILE ⓘ

D-U-N-S	Mailing Address	Employees
00-305-5076	PO Box 248 Montoursville, PA, 17754, UNITED STATES	120



<b>Legal Form</b> Corporation (US)	<b>Telephone</b> +1 570-368-2424	<b>Age (Year Started)</b> 75 Years (1946)
<b>History Record</b> Clear	<b>Present Control Succeeded</b> 1946	<b>Named Principal</b> Carol A Savoy, PRES
<b>Ownership</b> Not publicly traded		<b>Line of Business</b> Mfg wood household furniture

**Street Address:**

300 Howard St,  
Montoursville, PA, 17754,  
United States Of America

**OVERALL BUSINESS RISK** ⓘ**Dun & Bradstreet thinks...**

Overall assessment of this organization over the next 12 months:

Very Stable Condition

Based on the predicted risk of business discontinuation:

Strong Likelihood Of Continued Operations

Based on the predicted risk of severely delinquent payments:

Very Low Potential For Severely Delinquent Payments

**D&B MAX CREDIT RECOMMENDATION** ⓘ**MAXIMUM CREDIT RECOMMENDATION**

US\$ 300,000

The recommended limit is based on a low risk of business failure.

**FAILURE SCORE (Formerly Financial Stress Score)** ⓘ

Company's Risk Level

LOW

Probability of failure over the next 12 months

0.02 %

99

High Risk (1)

Low Risk (100)

**Past 12 Months**



**DELINQUENCY SCORE (Formerly Commercial Credit Score) ?**

**Company's Risk Level**

LOW

**Probability of delinquency over the next 12 months**

**1.35 %**

**93**

High Risk (1)

Low Risk (100)

**Past 12 Months**



**VIABILITY RATING SUMMARY ?**

**Viability Score**

**2**

High Risk (9)

Low Risk (1)

**Data Depth Indicator**

**C**

Descriptive (G)

Predictive (A)

**Portfolio Comparison**

**1**

High Risk (9)

Low Risk (1)

<b>Financial Data</b>	Unavailable
<b>Trade Payments</b>	Available: 3+Trade
<b>Company Size</b>	Large
<b>Years in Business</b>	Established

**D&B PAYDEX - 3 MONTHS ?**

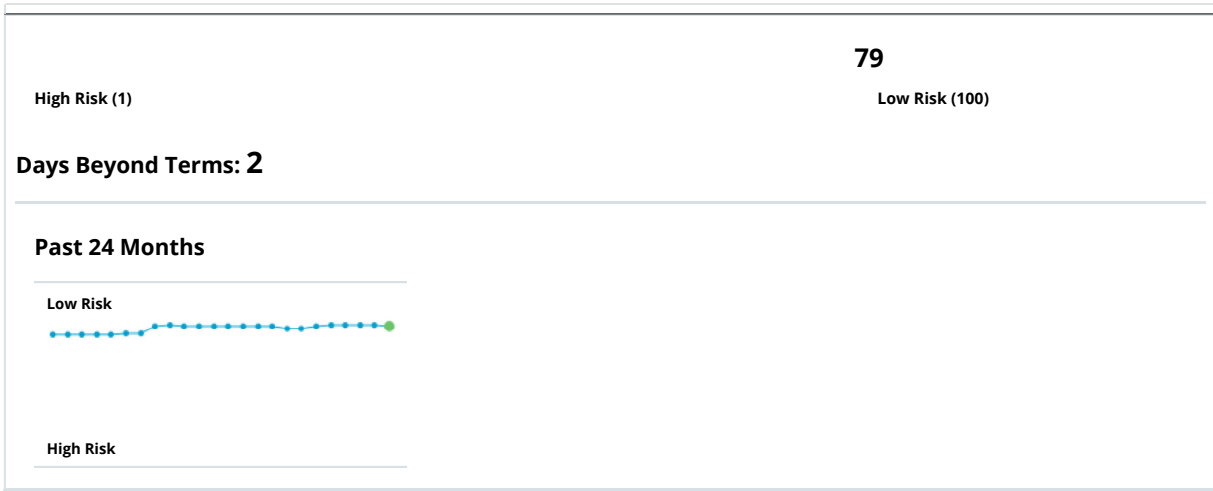
**79**

High Risk (1)

Low Risk (100)


**Days Beyond Terms: 2**

**D&B PAYDEX® ?**



**SBRI ORIGINATION**


---



No SBRI Origination Score data is currently available.

**D&B SBFE SCORE**


---



No D&B SBFE Score data is currently available.

**FRAUD RISK SCORE INFORMATION**

---



No Fraud Risk Score is Available

**DETAILED TRADE RISK INSIGHT™**



No Detailed Trade Data is available for this D-U-N-S Number.

**DETAILED TRADE RISK INSIGHT™ MONTH TREND**



No Detailed Trade Data is available for this D-U-N-S Number.

**D&B RATING ©**

**Employee Size**

**1R** : 10 employees and over

Current Rating as of 07/22/2020

**Risk Indicator**

**2** : Low Risk

**FINANCIAL OVERVIEW - PROFIT AND LOSS**



No Data Available

**FINANCIAL OVERVIEW - BALANCE SHEET**



No Data Available

**FINANCIAL OVERVIEW - KEY BUSINESS RATIOS**



No Data Available

**OWNERSHIP**

**Subsidiaries**

-

**Branches**

**1**

**Total Members**

**2**

This company is a Global Ultimate, Domestic Ultimate, Headquarters.

	Global Ultimate	Domestic Ultimate
<b>Name</b>	JOHN SAVOY & SON, INC.	JOHN SAVOY & SON, INC.
<b>Country</b>	UNITED STATES	UNITED STATES
<b>D-U-N-S</b>	00-305-5076	00-305-5076
<b>Others</b>	-	-

**LEGAL EVENTS**

Events	Occurrences	Last Filed
<b>Bankruptcies</b>	0	-
<b>Judgements</b>	0	-
<b>Liens</b>	0	-
<b>Suits</b>	0	-
<b>UCC</b>	0	-

**TRADE PAYMENTS**

**Highest Past Due:**

US\$ 15,000

**Highest Now  
Owing**  
US\$ 20,000

**Total Trade Experiences**  
44

**Largest High  
Credit**  
US\$ 300,000

**PEOPLE**

**Current Principals**

**0**

**New Appointments**

**0**

**Resignations**

**0**

**Closures**

**0**

**ALERTS**



There are no alerts for this D-U-N-S Number.

**STOCK PERFORMANCE**



No stock performance data is available for this D-U-N-S Number.

**WEB & SOCIAL** POWERED BY FIRSTRAIN

There are no recent web results to show.

## COUNTRY/REGIONAL INSIGHT

## United States Of America

Dun & Bradstreet downgrades the US's country risk rating as the impact of the coronavirus pandemic spreads.

## Risk Category

LOW

High Risk

Low Risk

## Available Reports

Country Insight Snapshot  
(CIS)

Country Insight Report (CIR)

High-level view of a single country's cross-border risk exposure, with particular focus on the current political, commercial, and macroeconomic environments.

In-depth analysis of the current risks and opportunities within a single country and its regional and global context.

The scores and ratings included in this report are designed as a tool to assist the user in making their own credit related decisions, and should be used as part of a balanced and complete assessment relying on the knowledge and expertise of the reader, and where appropriate on other information sources. The score and rating models are developed using statistical analysis in order to generate a prediction of future events. Dun & Bradstreet monitors the performance of thousands of businesses in order to identify characteristics common to specific business events. These characteristics are weighted by significance to form rules within its models that identify other businesses with similar characteristics in order to provide a score or rating.

Dun & Bradstreet's scores and ratings are not a statement of what will happen, but an indication of what is more likely to happen based on previous experience. Though Dun & Bradstreet uses extensive procedures to maintain the quality of its information, Dun & Bradstreet cannot guarantee that it is accurate, complete or timely, and this may affect the included scores and ratings. Your use of this report is subject to applicable law, and to the terms of your agreement with Dun & Bradstreet.

## Risk Assessment

## D&amp;B RISK ASSESSMENT

## OVERALL BUSINESS RISK

HIGH	MODERATE-HIGH	MODERATE	LOW-MODERATE	LOW
------	---------------	----------	--------------	-----

## MAXIMUM CREDIT RECOMMENDATION

US\$ 300,000

## Dun &amp; Bradstreet thinks...

- Overall assessment of this organization over the next 12 months: **VERY STABLE CONDITION**
- Based on the predicted risk of business discontinuation: **STRONG LIKELIHOOD OF CONTINUED OPERATIONS**
- Based on the predicted risk of severely delinquent payments: **VERY LOW POTENTIAL FOR SEVERELY DELINQUENT PAYMENTS**

The recommended limit is based on a low probability of severe delinquency.

## D&amp;B VIABILITY RATING SUMMARY

The D&B Viability Rating uses D&B's proprietary analytics to compare the most predictive business risk indicators and deliver a highly reliable assessment of the probability that a company will go out of business, become dormant/inactive, or file for bankruptcy/insolvency within the next 12 months. The D&B Viability Rating is made up of 4 components:

Viability Score

Portfolio Comparison

### Compared to All US Businesses within the D&B Database:

- Level of Risk:**Low Risk**
- Businesses ranked **2** have a probability of becoming no longer viable: **2 %**
- Percentage of businesses ranked **2**: **4 %**
- Across all US businesses, the average probability of becoming no longer viable:**14 %**

### Compared to All US Businesses within the same MODEL SEGMENT:

- Model Segment :**Established Trade Payments**
- Level of Risk:**Low Risk**
- Businesses ranked **1** within this model segment have a probability of becoming no longer viable: **2 %**
- Percentage of businesses ranked **1** with this model segment: **11 %**
- Within this model segment, the average probability of becoming no longer viable:**5 %**

### Data Depth Indicator Data Depth Indicator:

- ✓ Rich Firmographics
- ✓ Extensive Commercial Trading Activity
- ✗ No Financial Attributes

Greater data depth can increase the precision of the D&B Viability Rating assessment.

To help improve the current data depth of this company, you can ask D&B to make a personalized request to this company on your behalf to obtain its latest financial information. To make the request, click the link below. Note, the company must be saved to a folder before the request can be made.

### Request Financial Statements

Reference the FINANCIALS tab for this company to monitor the status of your request.

### Company Profile: Company Profile Details:

- Financial Data: **False**
- Trade Payments: **Available: 3+Trade**
- Company Size: **Large: Employees:50+ or Sales: \$500K+**
- Years in Business: **Established: 5+**

### G

Financial Data	Trade Payments	Company Size	Years in Business
False	Available: 3+Trade	Large	Established

### FAILURE SCORE FORMERLY FINANCIAL STRESS SCORE

<b>99</b>		• High number of enquiries to D&B over last 12 months	
High Risk (1)		Low Risk (100)	
Level of Risk <b>Low</b>	Raw Score <b>1621</b>	Probability of Failure <b>0.02 %</b>	Average Probability of Failure for Businesses in D&B Database <b>0.48 %</b>
<b>Business and Industry Trends</b>			
FAILURE SCORE		Industry Median Quartile	
<b>BUSINESS AND INDUSTRY COMPARISON</b>			



Selected Segments of Business Attributes	
Norms	National %
This Business	99
Region:(MIDDLE ATLANTIC)	44
Industry:MANUFACTURING	52
Employee range:(100-499)	75
Years in Business:(26+)	77

**DELINQUENCY SCORE** FORMERLY COMMERCIAL CREDIT SCORE

<b>93</b>		<ul style="list-style-type: none"> <li>Higher risk industry based on delinquency rates for this industry</li> <li>Proportion of slow payments in recent months</li> </ul>	
<b>High Risk (1)</b>	<b>Low Risk (100)</b>		
Level of Risk <b>Low</b>	Raw Score <b>587</b>	Probability of Delinquency <b>1.35 %</b>	Compared to Businesses in D&B Database <b>10.2 %</b>

**Business and Industry Trends**

DELINQUENCY SCORE	Industry Median Quartile
-------------------	--------------------------

**BUSINESS AND INDUSTRY COMPARISON**

Selected Segments of Business Attributes

Norms	National %
This Business	93
Region: (MIDDLE ATLANTIC)	51
Industry:MANUFACTURING	62
Employee range:(100-499)	89
Years in Business:(26+)	85

**D&B PAYDEX**

<b>High Risk (1)</b>	<b>79</b>	<b>Low Risk (100)</b>
----------------------	-----------	-----------------------

When weighted by amount, Payments to suppliers average 2 Days Beyond Terms

- High risk of late payment (Average 30 to 120 days beyond terms)
- Medium risk of late payment (Average 30 days or less beyond terms)
- Low risk of late payment (Average prompt to 30+ days sooner)

**3 MONTHS - D&B PAYDEX**

<b>High Risk (1)</b>	<b>79</b>	<b>Low Risk (100)</b>
----------------------	-----------	-----------------------

**Business and Industry Trends**

2511 - Mfg wood household furniture

PAYDEX    Industry Lower Quartile    Industry Median Quartile    Industry Upper Quartile

**D&B RATING**

Current Rating as of 07/22/2020

History since 07/15/1995

Employee Size	Risk Indicator	Date Applied	D&B Rating
<b>1R</b> : 10 employees and over	<b>2</b> : Low Risk	07/24/2014	1R3
Previous Rating		05/16/2014	1R2
<b>Employee Size</b>	<b>Risk Indicator</b>	06/05/2013	1R3
<b>1R</b> : 10 employees and over	<b>3</b> : Moderate Risk	09/19/2012	1R2
		01/24/2012	1R3

**Trade Payments**

**TRADE PAYMENTS SUMMARY (Based on 24 months of data)**

Overall Payment Behaviour

**2**  
Days Beyond Terms

% of Trade Within Terms

**95%**

Highest Past Due

**US\$ 15,000**

**Highest Now Owing:**

US\$ 20,000

**Total Trade Experiences:**

44  
Largest High Credit:  
US\$ 300,000  
Average High Credit:  
US\$ 12,354

**Total Unfavorable Comments :**

0  
Largest High Credit:  
US\$ 0

**Total Placed in Collections:**

0  
Largest High Credit:  
US\$ 0

**D&B PAYDEX**

High Risk (1)

**79**

Low Risk (100)

When weighted by amount, Payments to suppliers average 2 Days Beyond Terms  High risk of late payment (Average 30 to 120 days beyond terms)

Medium risk of late payment (Average 30 days or less beyond terms)

Low risk of late payment (Average prompt to 30+ days sooner)

**3 MONTHS - D&B PAYDEX**

High Risk (1)

**79**

Low Risk (100)

Based on payments collected 3 months ago.

When weighted by amount, Payments to suppliers average 2 days beyond terms

- High risk of late payment (Average 30 to 120 days beyond terms)
- Medium risk of late payment (Average 30 days or less beyond terms)
- Low risk of late payment (Average prompt to 30+ days sooner)

#### BUSINESS AND INDUSTRY TRENDS

Based on 24 months of data

2511 - Mfg wood household furniture

PAYDEX      Industry Lower Quartile      Industry Median Quartile      Industry Upper Quartile

#### TRADE PAYMENTS BY CREDIT EXTENDED (Based on 12 months of data)

Range of Credit Extended (US\$)	Number of Payment Experiences	Total Value	% Within Terms
100,000 & over	1	US\$ 300,000	100
50,000 - 99,999	0	US\$ 0	0
15,000 - 49,999	3	US\$ 55,000	77
5,000 - 14,999	8	US\$ 47,500	95
1,000 - 4,999	5	US\$ 11,000	100
Less than 1,000	17	US\$ 6,550	100

#### TRADE PAYMENTS BY INDUSTRY (BASED ON 24 MONTHS OF DATA)

Collapse All | Expand All

Industry Category-	Number of Payment Experiences	Largest High Credit (US\$)	% Within Terms (Expand to View)	1 - 30 Days Late (%)	31 - 60 Days Late (%)	61 - 90 Days Late (%)	91 + Days Late (%)
▼14 - Mining and Quarrying of Non-metallic Minerals except Fuels	1	250					
1442 - Gravel/sand mine	1	250	100	0	0	0	0
▼25 - Furniture and Fixtures	2	15,000					
2541 - Mfg wood fixtures	1	15,000	100	0	0	0	0
2522 - Mfg nonwd office furn	1	7,500	100	0	0	0	0
	1	2,500					

▼34 - Fabricated Metal Products except Machinery and Transportation Equipment								
3479 - Coating/engrave svcs	1	2,500	100	0	0	0	0	
▼35 - Industrial and Commercial Machinery and Computer Equipment	1	25,000						
3582 - Mfg coml laundry eqpt	1	25,000	50	50	0	0	0	
▼42 - Motor Freight Transportation and Warehousing	1	2,500						
4213 - Trucking non-local	1	2,500	100	0	0	0	0	
▼45 - Transportation by Air	1	750						
4513 - Air courier service	1	750	100	0	0	0	0	
▼47 - Transportation Services	1	2,500						
4731 - Arrange cargo transpt	1	2,500	100	0	0	0	0	
▼48 - Communications	1	1,000						
4812 - Radiotelephone commun	1	1,000	100	0	0	0	0	
▼49 - Electric, Gas and Sanitary Services	5	15,000						
4911 - Electric services	5	15,000	100	0	0	0	0	
▼50 - Wholesale Trade - Durable Goods	5	300,000						
5085 - Whol industrial suppl	2	500	100	0	0	0	0	
	1	300,000	100	0	0	0	0	

5031 - Whol lumber/millwork								
5084 - Whol industrial equip	1	2,500	100	0	0	0	0	
5072 - Whol hardware	1	500	100	0	0	0	0	
▼51 - Wholesale Trade - Nondurable Goods	2	7,500						
5131 - Whol piece goods	1	7,500	100	0	0	0	0	
5113 - Whol service paper	1	750	100	0	0	0	0	
▼55 - Automotive Dealers and Gasoline Service Stations	1	50						
5531 - Ret auto supplies	1	50	50	0	0	0	50	
▼57 - Home Furniture Furnishings and Equipment Stores	1	5,000						
5712 - Ret furniture	1	5,000	100	0	0	0	0	
▼59 - Miscellaneous Retail	1	500						
5943 - Ret stationery	1	500	100	0	0	0	0	
▼61 - Nondepository Credit Institutions	1	750						
6162 - Mortgage banker	1	750	100	0	0	0	0	
▼62 - Security and Commodity Brokers Dealers Exchanges and Services	2	250						
6282 - Investment advice	2	250	100	0	0	0	0	
▼73 - Business Services	3	750						
	3	750	100	0	0	0	0	

7389 - Misc business service							
▼75 - Automotive Repair, Services and Parking	1	5,000					
7513 - Truck rental/leasing	1	5,000	100	0	0	0	0
▼91 - Executive Legislative and General Government except Finance	1	7,500					
9111 - Executive office	1	7,500	100	0	0	0	0
▼99 - Nonclassifiable Establishments	2	5,000					
9999 - Nonclassified	2	5,000	51	49	0	0	0

**TRADE LINES**

Date of Experience -	Payment Status	Selling Terms	High Credit (US\$)	Now Owes (US\$)	Past Due (US\$)	Months Since Last Sale
01/21	Pays Promptly	-	300,000	0	0	Between 2 and 3 Months
01/21	Pays Promptly	-	15,000	5,000	0	-
01/21	Pays Promptly	-	7,500	0	0	Between 4 and 5 Months
01/21	Pays Promptly	-	7,500	0	0	Between 4 and 5 Months
01/21	Pays Promptly	-	5,000	2,500	0	-
01/21	Pays Promptly	-	5,000	1,000	0	-
01/21	Pays Promptly	-	5,000	0	0	Between 6 and 12 Months
01/21	Pays Promptly	-	2,500	0	0	Between 2 and 3 Months
01/21	Pays Promptly	-	2,500	2,500	0	1
01/21	Pays Promptly	-	2,500	0	0	1
01/21	Pays Promptly	-	750	750	0	1
01/21	Pays Promptly	-	750	750	0	1
01/21	Pays Promptly	-	750	0	0	1

Date of Experience -	Payment Status	Selling Terms	High Credit (US\$)	Now Owes (US\$)	Past Due (US\$)	Months Since Last Sale
01/21	Pays Promptly	-	750	250	0	1
01/21	Pays Promptly	-	500	100	0	1
01/21	Pays Promptly	-	500	500	0	1
01/21	Pays Promptly	-	500	500	0	1
01/21	Pays Promptly	-	250	250	0	1
01/21	Pays Promptly	-	250	0	0	Between 2 and 3 Months
01/21	Pays Promptly	-	250	250	50	-
01/21	Pays Promptly	-	250	250	100	-
01/21	Pays Promptly	-	100	0	0	1
01/21	Pays Promptly	-	100	100	0	1
01/21	Pays Promptly	N30	50	50	0	1
01/21	Pays Prompt to Slow 15+	-	5,000	1,000	50	1
01/21	Pays Prompt to Slow 30+	-	25,000	15,000	15,000	1
01/21	-	Cash account	250	0	0	1
01/21	-	Cash account	50	0	0	Between 6 and 12 Months
12/20	Pays Promptly	-	1,000	750	0	1
12/20	Pays Promptly	-	500	0	0	Between 6 and 12 Months
12/20	Pays Prompt to Slow 120+	-	50	0	0	Between 6 and 12 Months
12/20	-	N30	10,000	10,000	0	-
12/20	-	Cash account	50	0	0	Between 4 and 5 Months
10/20	-	-	50	0	0	1
08/20	Pays Promptly	-	250	0	0	Between 6 and 12 Months
04/20	Pays Promptly	-	7,500	0	0	1
04/20	-	Cash account	100	0	0	1
04/20	-	Cash account	100	0	0	1
02/20	-	Cash account	50	0	0	1
07/19	Pays Promptly	-	2,500	0	0	Between 2 and 3 Months
06/19	Pays Promptly	-	15,000	0	0	Between 4 and 5 Months

Date of Experience -	Payment Status	Selling Terms	High Credit (US\$)	Now Owes (US\$)	Past Due (US\$)	Months Since Last Sale
05/19	-	N30	35,000	20,000	0	1
03/19	-	Cash account	50	0	0	1
02/19	Pays Promptly	-	5,000	0	0	Between 6 and 12 Months

### Corporate Linkage

Increase your understanding of the links and risks between your customers and suppliers with D&B's Interactive Global Family Tree

#### DOMESTIC ULTIMATE

Company	City , State	D-U-N-S® NUMBER
JOHN SAVOY & SON, INC.	MONTOURSVILLE , Pennsylvania	00-305-5076

#### BRANCHES (DOMESTIC)

Company	City , State	D-U-N-S® NUMBER
JOHN SAVOY & SON, INC.	WILLIAMSPORT , Pennsylvania	04-109-3846

This information may not be reproduced in whole or in part by any means of reproduction.

### Legal Events

The following Public Filing data is for information purposes only and is not the official record. Certified copies can only be obtained from the official source.

Bankruptcies	Judgements	Liens	Suits	UCCs
<b>No</b>	<b>0</b> Latest Filing: -	<b>0</b> Latest Filing: -	<b>0</b> Latest Filing: -	<b>0</b> Latest Filing: -



D&B has not received any Public Filings for this company

## Special Events

### SPECIAL EVENTS

Date	Event Description
12/12/2020	JOHN SAVOY & SON, INC. was reported by the SBA as a recipient of a loan for \$1,115,025 from Manufacturers and Traders Trust Company on 04/16/2020 under the Paycheck Protection Program as authorized under the CARES Act of 2020.
07/22/2020	On July 6, 2020, the SBA announced that this business was approved for a loan between \$1M - \$2M from Manufacturers and Traders Trust Company through the SBA's Paycheck Protection Program, as part of the CARES Act, in response to the COVID-19 pandemic. The amount of the actual loan may vary from the approved amount.

## Financials - D&B

D&B currently has no financial information on file for this company.

D&B currently has no financial information on file for this company.

D&B currently has no financial information on file for this company

D&B currently has no financial information on file for this company.


D&B currently has no financial information on file for this company

D&B currently has no financial information on file for this company

## Company Profile

### COMPANY OVERVIEW

<b>D-U-N-S</b> 00-305-5076	<b>Mailing Address</b> PO Box 248 MONTOURSVILLE, PA, 17754, UNITED STATES	<b>Employees</b> 120
<b>Legal Form</b> Corporation (US)	<b>Telephone</b> +1 570-368-2424	<b>Age (Year Started)</b> 75 Years (1946)
<b>History Record</b> Clear	<b>Present Control Succeeded</b> 1946	<b>Named Principal</b> Carol A Savoy, PRES
<b>Ownership</b> Not publicly traded		<b>Line of Business</b> Mfg wood household furniture

	<b>Street Address:</b> 300 Howard St, Montoursville, PA, 17754, United States Of America
	

#### BUSINESS REGISTRATION

Corporate and business registrations reported by the secretary of state or other official source as of: -  
This data is for informational purposes only, certification can only be obtained through the Office of the Secretary of State.

<b>Registered Name</b>	JOHN SAVOY & SON, INC.
<b>Corporation Type</b>	Corporation (US)
<b>Business Commenced On</b>	1946

#### PRINCIPALS

##### Officers

CAROL A SAVOY, PRES  
MARCUS J SAVOY, V PRES  
CAROL SAVOY, SEC-TREAS  
ADAM SAVOY, VICE PRESIDENT  
DEBORAH VAIL, CONTROLLER

##### Directors

DIRECTOR(S): THE OFFICER(S) and .

#### COMPANY EVENTS

**The following information was reported on: 07/22/2020**

The Pennsylvania Secretary of State's business registrations file showed that John Savoy & Son, Inc. was registered as a Corporation on August 25, 1954.

Business started 1946 by John D Savoy. 100% of capital stock is owned by the officers.

CAROL A SAVOY born 1945. 1963-present active here.

MARCUS J SAVOY born 1955. 1974-present active here.

AFFILIATES: The following is related through common principals, management and/or ownership. John Savoy Realty Co Inc, Montoursville, PA, started 1965. Operates as an operator of commercial and industrial property. Intercompany relations were reported by management to consist of occasional service transactions.

OFFICER CHANGE 01/18/2010 CAROL SAVOY NAMED AS PRESIDENT.

## BUSINESS ACTIVITIES AND EMPLOYEES

The following information was reported on: 07/22/2020

### Business Information

<b>Trade Names</b>	SAVOY CONTRACT FURNITURE
<b>Description</b>	Manufactures wooden household furniture (not upholstered), specializing in bedroom furniture and tables. Manufactures upholstered wooden household furniture, specializing in chairs or couches.  ADDITIONAL TELEPHONE NUMBER(S): Toll-Free 800 233-8953.  Has 200 account(s). Terms are 1% 10 Net 20 days. Sells to non profit organizations and government. Territory : International.
<b>Employees</b>	120 which includes officer(s). Undetermined employed here.
<b>Financing Status</b>	Secured
<b>Tenure</b>	Owns
<b>Facilities</b>	Owns 225 sq. ft. on one floor of 1 story steel building.
<b>Location</b>	Industrial section on side street.

### SIC/NAICS Information

SIC Codes	SIC Description	Percentage of Business
2511	Mfg wood household furniture	-
25110100	Wood bedroom furniture	-
25110209	Tables, household: wood	-
25120100	Wood upholstered chairs and couches	-
NAICS Codes	NAICS Description	
337122	Nonupholstered Wood Household Furniture Manufacturing	
337122	Nonupholstered Wood Household Furniture Manufacturing	
337121	Upholstered Household Furniture Manufacturing	

**GOVERNMENT ACTIVITY****Activity Summary**

<b>Borrower(Dir/Guar)</b>	No
<b>Administrative Debt</b>	No
<b>Contractor</b>	Yes
<b>Grantee</b>	No
<b>Party excluded from federal program (s)</b>	No

**Your Information**

Record additional information about this company to supplement the D&B information.

Note: Information entered in this section will not be added to D&B's central repository and will be kept private under your user ID. Only you will be able to view the information.

**In Folders:** [View](#)

<b>Account Number</b>	<b>Endorsement/Billing Reference</b>	<b>Sales Representatives</b>
	*	
	amcmahon@mtb.com	
<b>Credit Limit</b>	<b>Total Outstanding</b>	
\$0.00	\$0.00	

©Dun & Bradstreet, Inc. 2005-2021. All rights reserved  
[Privacy Policy](#) | [Terms of Use](#) | [US Government Employee Disclaimer](#)



April 26, 2021

To whom it may concern:

RE: OMNIA Partners Exhibit B – Administration Agreement

John Savoy & Son, Inc., DBA Savoy Contract Furniture ® has reviewed and accepted the OMNIA Exhibit B documentation with the inclusion of the following items: 3% Administration fee, FOB Dock Montoursville, PA 17754 (Freight and/or Installation, if requested, will be quoted on a project-by-project basis).

Upon review if you have any additional questions and/or concerns please do not hesitate to contact us at [sales@savoyfurniture.com](mailto:sales@savoyfurniture.com).

Regards,

Chris W. Frantz  
Director of Marketing and Sales

**OMNIA PARTNERS EXHIBITS**  
**EXHIBIT B - ADMINISTRATION AGREEMENT EXAMPLE FOR UCOP**

---

THIS ADMINISTRATION AGREEMENT (this "**Agreement**") is made this 26 day of April 2021, between National Intergovernmental Purchasing Alliance Company, a Delaware corporation d/b/a OMNIA Partners, Public Sector ("**OMNIA Partners**"), and Savoy Contract Furniture ("**Supplier**").

**RECITALS**

**WHEREAS**, the UC/OMNIA (the "**Principal Procurement Agency**") has entered into a Master Agreement effective \_\_\_\_\_, Agreement No 002343, by and between the Principal Procurement Agency and Supplier, (as may be amended from time to time in accordance with the terms thereof, the "**Master Agreement**"), as attached hereto as Exhibit A and incorporated herein by reference as though fully set forth herein, for the purchase of Dorm Furniture and Related Services (the "**Product**");

**WHEREAS**, said Master Agreement provides that any or all public agencies, including state and local governmental entities, public and private primary, secondary and higher education entities, non-profit entities, and agencies for the public benefit (collectively, "**Public Agencies**"), that register (either via registration on the OMNIA Partners website or execution of a Master Intergovernmental Cooperative Purchasing Agreement, attached hereto as Exhibit B) (each, hereinafter referred to as a "**Participating Public Agency**") may purchase Product at prices stated in the Master Agreement;

**WHEREAS**, Participating Public Agencies may access the Master Agreement which is offered through OMNIA Partners to Public Agencies;

**WHEREAS**, OMNIA Partners serves as the contract administrator of the Master Agreement on behalf of Principal Procurement Agency;

**WHEREAS**, Principal Procurement Agency desires OMNIA Partners to proceed with administration of the Master Agreement; and

**WHEREAS**, OMNIA Partners and Supplier desire to enter into this Agreement to make available the Master Agreement to Participating Public Agencies and to set forth certain terms and conditions governing the relationship between OMNIA Partners and Supplier.

**NOW, THEREFORE**, in consideration of the payments to be made hereunder and the mutual covenants contained in this Agreement, OMNIA Partners and Supplier hereby agree as follows:

**DEFINITIONS**

1. Capitalized terms used in this Agreement and not otherwise defined herein shall have the meanings given to them in the Master Agreement.

**TERMS AND CONDITIONS**

2. The Master Agreement and the terms and conditions contained therein shall apply to this Agreement except as expressly changed or modified by this Agreement. Supplier acknowledges and agrees that the covenants and agreements of Supplier set forth in the solicitation and Supplier's response thereto resulting in the Master Agreement are incorporated herein and are an integral part hereof.

3. OMNIA Partners shall be afforded all of the rights, privileges and indemnifications afforded to Principal Procurement Agency by or from Supplier under the Master Agreement, and such rights, privileges and indemnifications shall accrue and apply with equal effect to OMNIA Partners, its agents, employees, directors, and representatives under this Agreement including, but not limited to, Supplier's obligation to obtain appropriate insurance.

4. OMNIA Partners shall perform all of its duties, responsibilities and obligations as contract administrator of the Master Agreement on behalf of Principal Procurement Agency as set forth herein, and Supplier hereby acknowledges and agrees that all duties, responsibilities and obligations will be undertaken by OMNIA Partners solely in its capacity as the contract administrator under the Master Agreement.

**OMNIA PARTNERS EXHIBITS**  
**EXHIBIT B - ADMINISTRATION AGREEMENT EXAMPLE FOR UCOP**

---

5. With respect to any purchases by Principal Procurement Agency or any Participating Public Agency pursuant to the Master Agreement, OMNIA Partners shall not be: (i) construed as a dealer, re-marketer, representative, partner or agent of any type of the Supplier, Principal Procurement Agency or any Participating Public Agency; (ii) obligated, liable or responsible for any order for Product made by Principal Procurement Agency or any Participating Public Agency or any employee thereof under the Master Agreement or for any payment required to be made with respect to such order for Product; and (iii) obligated, liable or responsible for any failure by Principal Procurement Agency or any Participating Public Agency to comply with procedures or requirements of applicable law or the Master Agreement or to obtain the due authorization and approval necessary to purchase under the Master Agreement. OMNIA Partners makes no representation or guaranty with respect to any minimum purchases by Principal Procurement Agency or any Participating Public Agency or any employee thereof under this Agreement or the Master Agreement.

6. OMNIA Partners shall not be responsible for Supplier's performance under the Master Agreement, and Supplier shall hold OMNIA Partners harmless from any liability that may arise from the acts or omissions of Supplier in connection with the Master Agreement.

7. Supplier acknowledges that, in connection with its access to OMNIA Partners confidential information and/or supply of data to OMNIA Partners, it has complied with and shall continue to comply with all laws, regulations and standards that may apply to Supplier, including, without limitation: (a) United States federal and state information security and privacy statutes, regulations and/or best practices, including, without limitation, the Gramm-Leach-Bliley Act, the Massachusetts Data Security Regulations (201 C.M.R. 17.00 et. seq.), the Nevada encryption statute (N.R.S. § 603A), the California data security law (Cal. Civil Code § 1798.80 et. seq.) and California Consumer Privacy Act (Cal. Civil Code § 1798.100 et. seq.); and (b) applicable industry and regulatory standards and best practices (collectively, "**Data Regulations**").

With regard to Personal Information that Supplier collects, receives, or otherwise processes under the Agreement or otherwise in connection with performance of the Agreement, Supplier agrees that it will not: (i) sell, rent, release, disclose, disseminate, make available, transfer, or otherwise communicate orally, in writing, or by electronic or other means, such Personal Information to another business or third party for monetary or other valuable consideration; or (ii) retain, use, or disclose such Personal Information outside of the direct business relationship between Supplier and OMNIA Partners or for any purpose other than for the specific purpose of performance of the Agreement, including retaining, using, or disclosing such Personal Information for a commercial purpose other than for performance of the Agreement. By entering into the Agreement, Supplier certifies that it understands the specific restrictions contained in this Section 7 and will comply with them. For purposes hereof, "**Personal Information**" means information that identifies, relates to, describes, is reasonably capable of being associated with, or could reasonably be linked, directly or indirectly, with a particular consumer or household, and includes the specific elements of "personal information" as defined under Data Regulations, as defined herein. Supplier will reasonably assist OMNIA Partners in timely responding to any third party "request to know" or "request to delete" (as defined pursuant to Data Regulations) and will promptly provide OMNIA Partners with information reasonably necessary for OMNIA Partners to respond to such requests. Where Supplier collects Personal Information directly from Public Agencies or others on OMNIA Partners' behalf, Supplier will maintain records and the means necessary to enable OMNIA Partners to respond to such requests to know and requests to delete.

8. WITHOUT LIMITING THE GENERALITY OF THE FOREGOING, OMNIA PARTNERS EXPRESSLY DISCLAIMS ALL EXPRESS OR IMPLIED REPRESENTATIONS AND WARRANTIES REGARDING OMNIA PARTNERS' PERFORMANCE AS A CONTRACT ADMINISTRATOR OF THE MASTER AGREEMENT. OMNIA PARTNERS SHALL NOT BE LIABLE IN ANY WAY FOR ANY SPECIAL, INCIDENTAL, INDIRECT, CONSEQUENTIAL, EXEMPLARY, PUNITIVE, OR RELIANCE DAMAGES, EVEN IF OMNIA PARTNERS IS ADVISED OF THE POSSIBILITY OF SUCH DAMAGES.

**TERM OF AGREEMENT; TERMINATION**

9. This Agreement shall be in effect so long as the Master Agreement remains in effect, provided, however, that the provisions of Sections 3 – 8 and 11 – 22, hereof and the indemnifications afforded by the Supplier to OMNIA Partners in the Master Agreement, to the extent such provisions survive any expiration or termination of the Master Agreement, shall survive the expiration or termination of this Agreement.

**NATIONAL PROMOTION**

10. OMNIA Partners and Supplier shall publicize and promote the availability of the Master Agreement's products and services to Public Agencies and such agencies' employees. Supplier shall require each Public Agency to register its participation in the OMNIA Partners program by either registering on the OMNIA Partners website ([www.omniapartners.com/publicsector](http://www.omniapartners.com/publicsector)), or executing a Master Intergovernmental Cooperative Purchasing Agreement prior to processing the Participating Public Agency's first sales order. Upon request, Supplier shall make available to interested Public Agencies a copy of the Master Agreement and such price lists or quotes as may be necessary for such Public Agencies to evaluate potential purchases.

11. Supplier shall provide such marketing and administrative support as set forth in the solicitation resulting in the Master Agreement, including assisting in development of marketing materials as reasonably requested by Principal Procurement Agency and OMNIA Partners. Supplier shall be responsible for obtaining permission or license of use and payment of any license fees for all content and images Supplier provides to OMNIA Partners or posts on the OMNIA Partners website. Supplier shall indemnify, defend and hold harmless OMNIA Partners for use of all such content and images including copyright infringement claims. Supplier and OMNIA Partners each hereby grant to the other party a limited, revocable, non-transferable, non-sublicensable right to use such party's logo (each, the "**Logo**") solely for use in marketing the Master Agreement. Each party shall provide the other party with the standard terms of use of such party's Logo, and such party shall comply with such terms in all material respects. Both parties shall obtain approval from the other party prior to use of such party's Logo. Notwithstanding the foregoing, the parties understand and agree that except as provided herein neither party shall have any right, title or interest in the other party's Logo. Upon termination of this Agreement, each party shall immediately cease use of the other party's Logo.

**ADMINISTRATIVE FEE, REPORTING & PAYMENT**

12. An "Administrative Fee" shall be defined and due to OMNIA Partners from Supplier in the amount of three percent (3 %) ("**Administrative Fee Percentage**") multiplied by the total purchase amount paid to Supplier, less refunds, credits on returns, rebates and discounts, for the sale of products and/or services to Principal Procurement Agency and Participating Public Agencies pursuant to the Master Agreement (as amended from time to time and including any renewal thereof) ("**Contract Sales**"). From time to time the parties may mutually agree in writing to a lower Administrative Fee Percentage for a specifically identified Participating Public Agency's Contract Sales.

13. Supplier shall provide OMNIA Partners with an electronic accounting report monthly, in the format prescribed by OMNIA Partners, summarizing all Contract Sales for each calendar month. The Contract Sales reporting format is provided as Exhibit C ("**Contract Sales Report**"), attached hereto and incorporated herein by reference. Contract Sales Reports for each calendar month shall be provided by Supplier to OMNIA Partners by the 10<sup>th</sup> day of the following month. Failure to provide a Contract Sales Report within the time and manner specified herein shall constitute a material breach of this Agreement and if not cured within thirty (30) days of written notice to Supplier shall be deemed a cause for termination of the Master Agreement, at Principal Procurement Agency's sole discretion, and/or this Agreement, at OMNIA Partners' sole discretion.

14. Administrative Fee payments are to be paid by Supplier to OMNIA Partners at the frequency and on the due date stated in Section 12, above, for Supplier's submission of corresponding Contract Sales Reports. Administrative Fee payments are to be made via Automated Clearing House (ACH) to the OMNIA Partners designated financial institution identified in Exhibit D. Failure to provide a payment of the Administrative Fee within the time and manner specified herein shall constitute a material breach of this Agreement and if not cured within thirty (30) days of written notice to Supplier shall be deemed a cause for termination of the Master Agreement, at Principal Procurement Agency's sole discretion, and/or this Agreement, at OMNIA Partners' sole discretion. All Administrative Fees not paid when due shall bear interest at a rate equal to the lesser of one and one-half percent (1 1/2%) per month or the maximum rate permitted by law until paid in full.

15. Supplier shall maintain an accounting of all purchases made by Participating Public Agencies under the Master Agreement. OMNIA Partners, or its designee, in OMNIA Partners' sole discretion, reserves the right to compare Participating Public Agency records with Contract Sales Reports submitted by Supplier for a period of four (4) years from the date OMNIA Partners receives such report. In addition, OMNIA Partners may engage a third party to conduct an independent audit of Supplier's monthly reports. In the event of such an audit, Supplier shall provide all materials reasonably requested relating to such audit by OMNIA Partners at the location designated by OMNIA Partners. In the event an underreporting of Contract Sales and a resulting underpayment of Administrative Fees is revealed, OMNIA



**OMNIA PARTNERS EXHIBITS**  
**EXHIBIT B - ADMINISTRATION AGREEMENT EXAMPLE FOR UCOP**

---

Partners will notify the Supplier in writing. Supplier will have thirty (30) days from the date of such notice to resolve the discrepancy to OMNIA Partners' reasonable satisfaction, including payment of any Administrative Fees due and owing, together with interest thereon in accordance with Section 13, and reimbursement of OMNIA Partners' costs and expenses related to such audit.

**GENERAL PROVISIONS**

16. This Agreement, the Master Agreement and the exhibits referenced herein supersede any and all other agreements, either oral or in writing, between the parties hereto with respect to the subject matter hereto and no other agreement, statement, or promise relating to the subject matter of this Agreement which is not contained or incorporated herein shall be valid or binding. In the event of any conflict between the provisions of this Agreement and the Master Agreement, as between OMNIA Partners and Supplier, the provisions of this Agreement shall prevail.

17. If any action at law or in equity is brought to enforce or interpret the provisions of this Agreement or to recover any Administrative Fee and accrued interest, the prevailing party shall be entitled to reasonable attorney's fees and costs in addition to any other relief to which it may be entitled.

18. This Agreement and OMNIA Partners' rights and obligations hereunder may be assigned at OMNIA Partners' sole discretion to an affiliate of OMNIA Partners, any purchaser of any or all or substantially all of the assets of OMNIA Partners, or the successor entity as a result of a merger, reorganization, consolidation, conversion or change of control, whether by operation of law or otherwise. Supplier may not assign its obligations hereunder without the prior written consent of OMNIA Partners.

19. All written communications given hereunder shall be delivered by first-class mail, postage prepaid, or overnight delivery on receipt to the addresses as set forth below.

A. OMNIA Partners:

OMNIA Partners  
Attn: President  
840 Crescent Centre Drive  
Suite 600  
Franklin, TN 37067

B. Supplier:

Savoy Contract Furniture  
300 Howard Street, PO Box 248  
Montoursville, PA 17754  
\_\_\_\_\_

20. If any provision of this Agreement shall be deemed to be, or shall in fact be, illegal, inoperative or unenforceable, the same shall not affect any other provision or provisions herein contained or render the same invalid, inoperative or unenforceable to any extent whatever, and this Agreement will be construed by limiting or invalidating such provision to the minimum extent necessary to make such provision valid, legal and enforceable.

21. This Agreement may not be amended, changed, modified, or altered without the prior written consent of the parties hereto, and no provision of this Agreement may be discharged or waived, except by a writing signed by the parties. A waiver of any particular provision will not be deemed a waiver of any other provision, nor will a waiver given on one occasion be deemed to apply to any other occasion.

22. This Agreement shall inure to the benefit of and shall be binding upon OMNIA Partners, the Supplier and any respective successor and assign thereto; subject, however, to the limitations contained herein.

23. This Agreement will be construed under and governed by the laws of the State of Delaware, excluding its conflicts of law provisions and any action arising out of or related to this Agreement shall be commenced solely and exclusively in the state or federal courts in Williamson County Tennessee.

**OMNIA PARTNERS EXHIBITS**  
**EXHIBIT B - ADMINISTRATION AGREEMENT EXAMPLE FOR UCOP**

---

24. This Agreement may be executed in counterparts, each of which is an original but all of which, together, shall constitute but one and the same instrument. The exchange of copies of this Agreement and of signature pages by facsimile, or by .pdf or similar electronic transmission, will constitute effective execution and delivery of this Agreement as to the parties and may be used in lieu of the original Agreement for all purposes. Signatures of the parties transmitted by facsimile, or by .pdf or similar electronic transmission, will be deemed to be their original signatures for any purpose whatsoever.

**John Savoy & Son, Inc., DBA  
Savoy Contract Furniture**

**NATIONAL INTERGOVERNMENTAL  
PURCHASING ALLIANCE COMPANY, A  
DELAWARE CORPORATION D/B/A  
OMNIA PARTNERS, PUBLIC SECTOR**

---

Signature  
Chris W. Frantz

---

Name  
Director of Marketing and Sales

---

Title  
26 April 2021

---

Date

---

Signature  
Sarah Vavra

---

Name  
Sr. Vice President, Public Sector Contracting

---

Title

---

Date

**ADMINISTRATION AGREEMENT EXAMPLE FOR UCOP**  
**EXHIBIT A TO THE ADMINISTRATION AGREEMENT EXAMPLE FOR UCOP**

---

**Master Agreement**

The Master Agreement, by and between the Principal Procurement Agency and the Supplier, is incorporated herein by reference as though fully set forth herein.

**MASTER INTERGOVERNMENTAL COOPERATIVE PURCHASING AGREEMENT**

This Master Intergovernmental Cooperative Purchasing Agreement (this “**Agreement**”) is entered into by and between those certain government agencies that execute a Principal Procurement Agency Certificate (“**Principal Procurement Agencies**”) with National Intergovernmental Purchasing Alliance Company, a Delaware corporation d/b/a OMNIA Partners, Public Sector and/or Communities Program Management, LLC, a California limited liability company d/b/a U.S. Communities (collectively, “**OMNIA Partners**”) to be appended and made a part hereof and such other public agencies (“**Participating Public Agencies**”) who register to participate in the cooperative purchasing programs administered by OMNIA Partners and its affiliates and subsidiaries (collectively, the “**OMNIA Partners Parties**”) by either registering on the OMNIA Partners website ([www.omniapartners.com/publicsector](http://www.omniapartners.com/publicsector) or any successor website), or by executing a copy of this Agreement.

**RECITALS**

**WHEREAS**, after a competitive solicitation and selection process by Principal Procurement Agencies, in compliance with their own policies, procedures, rules and regulations, a number of suppliers have entered into “**Master Agreements**” (herein so called) to provide a variety of goods, products and services (“**Products**”) to the applicable Principal Procurement Agency and the Participating Public Agencies;

**WHEREAS**, Master Agreements are made available by Principal Procurement Agencies through the OMNIA Partners Parties and provide that Participating Public Agencies may purchase Products on the same terms, conditions and pricing as the Principal Procurement Agency, subject to any applicable federal and/or local purchasing ordinances and the laws of the State of purchase; and

**WHEREAS**, in addition to Master Agreements, the OMNIA Partners Parties may from time to time offer Participating Public Agencies the opportunity to acquire Products through other group purchasing agreements.

**NOW, THEREFORE**, in consideration of the mutual promises contained in this Agreement, and of the mutual benefits to result, the parties hereby agree as follows:

1. Each party will facilitate the cooperative procurement of Products.
2. The Participating Public Agencies shall procure Products in accordance with and subject to the relevant federal, state and local statutes, ordinances, rules and regulations that govern Participating Public Agency’s procurement practices. The Participating Public Agencies hereby acknowledge and agree that it is the intent of the parties that all provisions of this Agreement and that Principal Procurement Agencies’ participation in the program described herein comply with all applicable laws, including but not limited to the requirements of 42 C.F.R. § 1001.952(j), as may be amended from time to time. The Participating Public Agencies further acknowledge and agree that they are solely responsible for their compliance with all applicable “safe harbor” regulations, including but not limited to any and all obligations to fully and accurately report discounts and incentives.
3. The Participating Public Agency represents and warrants that the Participating Public Agency is not a hospital or other healthcare provider and is not purchasing Products on behalf of a hospital or healthcare provider.
4. The cooperative use of Master Agreements shall be in accordance with the terms and conditions of the Master Agreements, except as modification of those terms and conditions is otherwise required by applicable federal, state or local law, policies or procedures.
5. The Principal Procurement Agencies will make available, upon reasonable request, Master Agreement information which may assist in improving the procurement of Products by the Participating Public Agencies.
6. The Participating Public Agency agrees the OMNIA Partners Parties may provide access to group purchasing organization (“**GPO**”) agreements directly or indirectly by enrolling the Participating Public Agency in another GPO’s purchasing program provided the purchase of Products through the OMNIA Partners Parties or any other GPO shall be at the Participating Public Agency’s sole discretion.
7. The Participating Public Agencies (each a “**Procuring Party**”) that procure Products through any Master Agreement or GPO Product supply agreement (each a “**GPO Contract**”) will make timely payments to the distributor, manufacturer or other vendor (collectively, “**Supplier**”) for Products received in accordance with the terms and conditions of the Master Agreement or GPO Contract, as applicable. Payment for Products and inspections and acceptance of Products ordered by the Procuring Party shall be the exclusive

**ADMINISTRATION AGREEMENT EXAMPLE FOR UCOP**  
**EXHIBIT B TO THE ADMINISTRATION AGREEMENT EXAMPLE FOR UCOP**

obligation of such Procuring Party. Disputes between Procuring Party and any Supplier shall be resolved in accordance with the law and venue rules of the State of purchase unless otherwise agreed to by the Procuring Party and Supplier.

8. The Procuring Party shall not use this Agreement as a method for obtaining additional concessions or reduced prices for purchase of similar products or services outside of the Master Agreement. Master Agreements may be structured with not-to-exceed pricing, in which cases the Supplier may offer the Procuring Party and the Procuring Party may accept lower pricing or additional concessions for purchase of Products through a Master Agreement.

9. The Procuring Party shall be responsible for the ordering of Products under this Agreement. A non-procuring party shall not be liable in any fashion for any violation by a Procuring Party, and, to the extent permitted by applicable law, the Procuring Party shall hold non-procuring party harmless from any liability that may arise from the acts or omissions of the Procuring Party.

10. WITHOUT LIMITING THE GENERALITY OF THE FOREGOING, THE OMNIA PARTNERS PARTIES EXPRESSLY DISCLAIM ALL EXPRESS OR IMPLIED REPRESENTATIONS AND WARRANTIES REGARDING ANY PRODUCT, MASTER AGREEMENT AND GPO CONTRACT. THE OMNIA PARTNERS PARTIES SHALL NOT BE LIABLE IN ANY WAY FOR ANY SPECIAL, INCIDENTAL, INDIRECT, CONSEQUENTIAL, EXEMPLARY, PUNITIVE, OR RELIANCE DAMAGES, EVEN IF THE OMNIA PARTNERS PARTIES ARE ADVISED OF THE POSSIBILITY OF SUCH DAMAGES. FURTHER, THE PROCURING PARTY ACKNOWLEDGES AND AGREES THAT THE OMNIA PARTNERS PARTIES SHALL HAVE NO LIABILITY FOR ANY ACT OR OMISSION BY A SUPPLIER OR OTHER PARTY UNDER A MASTER AGREEMENT OR GPO CONTRACT.

11. This Agreement shall remain in effect until termination by either party giving thirty (30) days' written notice to the other party. The provisions of Paragraphs 6 - 10 hereof shall survive any such termination.

12. This Agreement shall take effect upon (i) execution of the Principal Procurement Agency Certificate, or (ii) registration on the OMNIA Partners website or the execution of this Agreement by a Participating Public Agency, as applicable.

**NATIONAL INTERGOVERNMENTAL PURCHASING  
ALLIANCE COMPANY, A DELAWARE  
CORPORATION D/B/A OMNIA PARTNERS, PUBLIC  
SECTOR AND/OR COMMUNITIES PROGRAM  
MANAGEMENT, LLC, A CALIFORNIA LIMITED  
LIABILITY COMPANY D/B/A U.S. COMMUNITIES**

\_\_\_\_\_  
Authorized Signature

\_\_\_\_\_  
Name

\_\_\_\_\_  
Title and Agency Name

\_\_\_\_\_  
Date

\_\_\_\_\_  
Signature  
Sarah E. Vavra

\_\_\_\_\_  
Name  
Sr. Vice President, Public Sector Contracting

\_\_\_\_\_  
Title

\_\_\_\_\_  
Date



**Instructions for Providing Payments**

- All payments are to be made as follows. ACH payments are preferred.

**ACH Instructions**

**ACH Information For:** OMNIA Partners, LLC

**Bank Name:** Fifth Third Bank

**ACH Routing Transit Number:** 064103833

**Account Number:** 7362675998

**Regular, Courier or Delivered Mail for Checks**

OMNIA Partners  
ATTN: Controller  
840 Crescent Centre Drive  
Suite 600  
Franklin, TN 37067

- Please email any questions regarding payments to [accounting@omniapartners.com](mailto:accounting@omniapartners.com).

OMNIA PARTNERS EXHIBITS  
EXHIBIT F - FEDERAL FUNDS CERTIFICATIONS

---

**FEDERAL CERTIFICATIONS**  
ADDENDUM FOR AGREEMENT FUNDED BY U.S. FEDERAL GRANT

---

**TO WHOM IT MAY CONCERN:**

Participating Agencies may elect to use federal funds to purchase under the Master Agreement. This form should be completed and returned.

**DEFINITIONS**

**Contract** means a legal instrument by which a non-Federal entity purchases property or services needed to carry out the project or program under a Federal award. The term as used in this part does not include a legal instrument, even if the non-Federal entity considers it a contract, when the substance of the transaction meets the definition of a Federal award or subaward

**Contractor** means an entity that receives a contract as defined in Contract.

**Cooperative agreement** means a legal instrument of financial assistance between a Federal awarding agency or pass-through entity and a non-Federal entity that, consistent with 31 U.S.C. 6302-6305:

- (a) Is used to enter into a relationship the principal purpose of which is to transfer anything of value from the Federal awarding agency or pass-through entity to the non-Federal entity to carry out a public purpose authorized by a law of the United States (see 31 U.S.C. 6101(3)); and not to acquire property or services for the Federal government or pass-through entity's direct benefit or use;
- (b) Is distinguished from a grant in that it provides for substantial involvement between the Federal awarding agency or pass-through entity and the non-Federal entity in carrying out the activity contemplated by the Federal award.
- (c) The term does not include:
  - (1) A cooperative research and development agreement as defined in 15 U.S.C. 3710a; or
  - (2) An agreement that provides only:
    - (i) Direct United States Government cash assistance to an individual;
    - (ii) A subsidy;
    - (iii) A loan;
    - (iv) A loan guarantee; or
    - (v) Insurance.

**Federal awarding agency** means the Federal agency that provides a Federal award directly to a non-Federal entity

**Federal award** has the meaning, depending on the context, in either paragraph (a) or (b) of this section:

- (a)(1) The Federal financial assistance that a non-Federal entity receives directly from a Federal awarding agency or indirectly from a pass-through entity, as described in § 200.101 Applicability; or
- (2) The cost-reimbursement contract under the Federal Acquisition Regulations that a non-Federal entity receives directly from a Federal awarding agency or indirectly from a pass-through entity, as described in § 200.101 Applicability.
- (b) The instrument setting forth the terms and conditions. The instrument is the grant agreement, cooperative agreement, other agreement for assistance covered in paragraph (b) of § 200.40 Federal financial assistance, or the cost-reimbursement contract awarded under the Federal Acquisition Regulations.
- (c) Federal award does not include other contracts that a Federal agency uses to buy goods or services from a contractor or a contract to operate Federal government owned, contractor operated facilities (GOCO's).
- (d) See also definitions of Federal financial assistance, grant agreement, and cooperative agreement.

**Non-Federal entity** means a state, local government, Indian tribe, institution of higher education (IHE), or nonprofit organization that carries out a Federal award as a recipient or subrecipient.

**Nonprofit organization** means any corporation, trust, association, cooperative, or other organization, not including IHEs, that:

- (a) Is operated primarily for scientific, educational, service, charitable, or similar purposes in the public interest;
- (b) Is not organized primarily for profit; and
- (c) Uses net proceeds to maintain, improve, or expand the operations of the organization.



**OMNIA PARTNERS EXHIBITS**  
**EXHIBIT F - FEDERAL FUNDS CERTIFICATIONS**

---

**Obligations** means, when used in connection with a non-Federal entity's utilization of funds under a Federal award, orders placed for property and services, contracts and subawards made, and similar transactions during a given period that require payment by the non-Federal entity during the same or a future period.

**Pass-through entity** means a non-Federal entity that provides a subaward to a subrecipient to carry out part of a Federal program.

**Recipient** means a non-Federal entity that receives a Federal award directly from a Federal awarding agency to carry out an activity under a Federal program. The term recipient does not include subrecipients.

**Simplified acquisition threshold** means the dollar amount below which a non-Federal entity may purchase property or services using small purchase methods. Non-Federal entities adopt small purchase procedures in order to expedite the purchase of items costing less than the simplified acquisition threshold. The simplified acquisition threshold is set by the Federal Acquisition Regulation at 48 CFR Subpart 2.1 (Definitions) and in accordance with 41 U.S.C. 1908. As of the publication of this part, the simplified acquisition threshold is \$250,000, but this threshold is periodically adjusted for inflation. (Also see definition of § 200.67 Micro-purchase.)

**Subaward** means an award provided by a pass-through entity to a subrecipient for the subrecipient to carry out part of a Federal award received by the pass-through entity. It does not include payments to a contractor or payments to an individual that is a beneficiary of a Federal program. A subaward may be provided through any form of legal agreement, including an agreement that the pass-through entity considers a contract.

**Subrecipient** means a non-Federal entity that receives a subaward from a pass-through entity to carry out part of a Federal program; but does not include an individual that is a beneficiary of such program. A subrecipient may also be a recipient of other Federal awards directly from a Federal awarding agency.

**Termination** means the ending of a Federal award, in whole or in part at any time prior to the planned end of period of performance.

The following certifications and provisions may be required and apply when Participating Agency expends federal funds for any purchase resulting from this procurement process. Pursuant to 2 C.F.R. § 200.326, all contracts, including small purchases, awarded by the Participating Agency and the Participating Agency's subcontractors shall contain the procurement provisions of Appendix II to Part 200, as applicable.

---

**APPENDIX II TO 2 CFR PART 200**

**(A) Contracts for more than the simplified acquisition threshold currently set at \$250,000, which is the inflation adjusted amount determined by the Civilian Agency Acquisition Council and the Defense Acquisition Regulations Council (Councils) as authorized by 41 U.S.C. 1908, must address administrative, contractual, or legal remedies in instances where contractors violate or breach contract terms, and provide for such sanctions and penalties as appropriate.**

Pursuant to Federal Rule (A) above, when a Participating Agency expends federal funds, the Participating Agency reserves all rights and privileges under the applicable laws and regulations with respect to this procurement in the event of breach of contract by either party.

Does offeror agree? YES     CWF     Initials of Authorized Representative of offeror

**(B) Termination for cause and for convenience by the grantee or subgrantee including the manner by which it will be effected and the basis for settlement. (All contracts in excess of \$10,000)**

Pursuant to Federal Rule (B) above, when a Participating Agency expends federal funds, the Participating Agency reserves the right to immediately terminate any agreement in excess of \$10,000 resulting from this procurement process in the event of a breach or default of the agreement by Offeror as detailed in the terms of the contract.

Does offeror agree? YES     CWF     Initials of Authorized Representative of offeror

OMNIA PARTNERS EXHIBITS  
EXHIBIT F - FEDERAL FUNDS CERTIFICATIONS

---

(C) Equal Employment Opportunity. Except as otherwise provided under 41 CFR Part 60, all contracts that meet the definition of "federally assisted construction contract" in 41 CFR Part 60-1.3 must include the equal opportunity clause provided under 41 CFR 60-1.4(b), in accordance with Executive Order 11246, "Equal Employment Opportunity" (30 CFR 12319, 12935, 3 CFR Part, 1964-1965 Comp., p. 339), as amended by Executive Order 11375, "Amending Executive Order 11246 Relating to Equal Employment Opportunity," and implementing regulations at 41 CFR part 60, "Office of Federal Contract Compliance Programs, Equal Employment Opportunity, Department of Labor."

Pursuant to Federal Rule (C) above, when a Participating Agency expends federal funds on any federally assisted construction contract, the equal opportunity clause is incorporated by reference herein.

Does offeror agree to abide by the above? YES  CWF  Initials of Authorized Representative of offeror

(D) Davis-Bacon Act, as amended (40 U.S.C. 3141-3148). When required by Federal program legislation, all prime construction contracts in excess of \$2,000 awarded by non-Federal entities must include a provision for compliance with the Davis-Bacon Act (40 U.S.C. 3141-3144, and 3146-3148) as supplemented by Department of Labor regulations (29 CFR Part 5, "Labor Standards Provisions Applicable to Contracts Covering Federally Financed and Assisted Construction"). In accordance with the statute, contractors must be required to pay wages to laborers and mechanics at a rate not less than the prevailing wages specified in a wage determination made by the Secretary of Labor. In addition, contractors must be required to pay wages not less than once a week. The non-Federal entity must place a copy of the current prevailing wage determination issued by the Department of Labor in each solicitation. The decision to award a contract or subcontract must be conditioned upon the acceptance of the wage determination. The non-Federal entity must report all suspected or reported violations to the Federal awarding agency. The contracts must also include a provision for compliance with the Copeland "Anti-Kickback" Act (40 U.S.C. 3145), as supplemented by Department of Labor regulations (29 CFR Part 3, "Contractors and Subcontractors on Public Building or Public Work Financed in Whole or in Part by Loans or Grants from the United States"). The Act provides that each contractor or subrecipient must be prohibited from inducing, by any means, any person employed in the construction, completion, or repair of public work, to give up any part of the compensation to which he or she is otherwise entitled. The non-Federal entity must report all suspected or reported violations to the Federal awarding agency.

Pursuant to Federal Rule (D) above, when a Participating Agency expends federal funds during the term of an award for all contracts and subgrants for construction or repair, offeror will be in compliance with all applicable Davis-Bacon Act provisions.

Does offeror agree? YES  CWF  Initials of Authorized Representative of offeror

(E) Contract Work Hours and Safety Standards Act (40 U.S.C. 3701-3708). Where applicable, all contracts awarded by the non-Federal entity in excess of \$100,000 that involve the employment of mechanics or laborers must include a provision for compliance with 40 U.S.C. 3702 and 3704, as supplemented by Department of Labor regulations (29 CFR Part 5). Under 40 U.S.C. 3702 of the Act, each contractor must be required to compute the wages of every mechanic and laborer on the basis of a standard work week of 40 hours. Work in excess of the standard work week is permissible provided that the worker is compensated at a rate of not less than one and a half times the basic rate of pay for all hours worked in excess of 40 hours in the work week. The requirements of 40 U.S.C. 3704 are applicable to construction work and provide that no laborer or mechanic must be required to work in surroundings or under working conditions which are unsanitary, hazardous or dangerous. These requirements do not apply to the purchases of supplies or materials or articles ordinarily available on the open market, or contracts for transportation or transmission of intelligence.

Pursuant to Federal Rule (E) above, when a Participating Agency expends federal funds, offeror certifies that offeror will be in compliance with all applicable provisions of the Contract Work Hours and Safety Standards Act during the term of an award for all contracts by Participating Agency resulting from this procurement process.

Does offeror agree? YES  CWF  Initials of Authorized Representative of offeror

(F) Rights to Inventions Made Under a Contract or Agreement. If the Federal award meets the definition of "funding agreement" under 37 CFR §401.2 (a) and the recipient or subrecipient wishes to enter into a contract with a small business firm or nonprofit organization regarding the substitution of parties, assignment or performance of experimental, developmental, or research work under that "funding agreement," the recipient or subrecipient must comply with the requirements of 37 CFR Part 401, "Rights to Inventions Made by Nonprofit Organizations and Small Business Firms Under Government Grants, Contracts and Cooperative Agreements," and any implementing regulations

OMNIA PARTNERS EXHIBITS  
EXHIBIT F - FEDERAL FUNDS CERTIFICATIONS

---

issued by the awarding agency.

Pursuant to Federal Rule (F) above, when federal funds are expended by Participating Agency, the offeror certifies that during the term of an award for all contracts by Participating Agency resulting from this procurement process, the offeror agrees to comply with all applicable requirements as referenced in Federal Rule (F) above.

Does offeror agree? YES     CWF     Initials of Authorized Representative of offeror

**(G) Clean Air Act (42 U.S.C. 7401-7671q.) and the Federal Water Pollution Control Act (33 U.S.C. 1251-1387), as amended—Contracts and subgrants of amounts in excess of \$150,000 must contain a provision that requires the non-Federal award to agree to comply with all applicable standards, orders or regulations issued pursuant to the Clean Air Act (42 U.S.C. 7401-7671q) and the Federal Water Pollution Control Act as amended (33 U.S.C. 1251- 1387). Violations must be reported to the Federal awarding agency and the Regional Office of the Environmental Protection Agency (EPA)**

Pursuant to Federal Rule (G) above, when federal funds are expended by Participating Agency, the offeror certifies that during the term of an award for all contracts by Participating Agency member resulting from this procurement process, the offeror agrees to comply with all applicable requirements as referenced in Federal Rule (G) above.

Does offeror agree? YES     CWF     Initials of Authorized Representative of offeror

**(H) Debarment and Suspension (Executive Orders 12549 and 12689)—A contract award (see 2 CFR 180.220) must not be made to parties listed on the government wide exclusions in the System for Award Management (SAM), in accordance with the Executive Office of the President Office of Management and Budget (OMB) guidelines at 2 CFR 180 that implement Executive Orders 12549 (3 CFR part 1986 Comp., p. 189) and 12689 (3 CFR part 1989 Comp., p. 235), "Debarment and Suspension." SAM Exclusions contains the names of parties debarred, suspended, or otherwise excluded by agencies, as well as parties declared ineligible under statutory or regulatory authority other than Executive Order 12549.**

Pursuant to Federal Rule (H) above, when federal funds are expended by Participating Agency, the offeror certifies that during the term of an award for all contracts by Participating Agency resulting from this procurement process, the offeror certifies that neither it nor its principals is presently debarred, suspended, proposed for debarment, declared ineligible, or voluntarily excluded from participation by any federal department or agency. If at any time during the term of an award the offeror or its principals becomes debarred, suspended, proposed for debarment, declared ineligible, or voluntarily excluded from participation by any federal department or agency, the offeror will notify the Participating Agency.

Does offeror agree? YES     CWF     Initials of Authorized Representative of offeror

**(I) Byrd Anti-Lobbying Amendment (31 U.S.C. 1352)—Contractors that apply or bid for an award exceeding \$100,000 must file the required certification. Each tier certifies to the tier above that it will not and has not used Federal appropriated funds to pay any person or organization for influencing or attempting to influence an officer or employee of any agency, a member of Congress, officer or employee of Congress, or an employee of a member of Congress in connection with obtaining any Federal contract, grant or any other award covered by 31 U.S.C. 1352. Each tier must also disclose any lobbying with non-Federal funds that takes place in connection with obtaining any Federal award. Such disclosures are forwarded from tier to tier up to the non-Federal award.**

Pursuant to Federal Rule (I) above, when federal funds are expended by Participating Agency, the offeror certifies that during the term and after the awarded term of an award for all contracts by Participating Agency resulting from this procurement process, the offeror certifies that it is in compliance with all applicable provisions of the Byrd Anti-Lobbying Amendment (31 U.S.C. 1352). The undersigned further certifies that:

(1) No Federal appropriated funds have been paid or will be paid for on behalf of the undersigned, to any person for influencing or attempting to influence an officer or employee of any agency, a Member of Congress, an officer or employee of congress, or an employee of a Member of Congress in connection with the awarding of a Federal contract, the making of a Federal grant, the making of a Federal loan, the entering into a cooperative agreement, and the extension, continuation, renewal, amendment, or modification of a Federal contract, grant, loan, or cooperative agreement.

(2) If any funds other than Federal appropriated funds have been paid or will be paid to any person for influencing or attempting to influence an officer or employee of any agency, a Member of Congress, an officer or employee of congress, or an employee of a Member of Congress in connection with this Federal grant or cooperative agreement, the undersigned shall

**OMNIA PARTNERS EXHIBITS**  
**EXHIBIT F - FEDERAL FUNDS CERTIFICATIONS**

---

complete and submit Standard Form-LLL, "Disclosure Form to Report Lobbying", in accordance with its instructions.

(3) The undersigned shall require that the language of this certification be included in the award documents for all covered sub-awards exceeding \$100,000 in Federal funds at all appropriate tiers and that all subrecipients shall certify and disclose accordingly.

Does offeror agree? YES  CWF  \_\_\_\_\_ Initials of Authorized Representative of offeror

---

**RECORD RETENTION REQUIREMENTS FOR CONTRACTS INVOLVING FEDERAL FUNDS**

---

When federal funds are expended by Participating Agency for any contract resulting from this procurement process, offeror certifies that it will comply with the record retention requirements detailed in 2 CFR § 200.333. The offeror further certifies that offeror will retain all records as required by 2 CFR § 200.333 for a period of three years after grantees or subgrantees submit final expenditure reports or quarterly or annual financial reports, as applicable, and all other pending matters are closed.

Does offeror agree? YES  CWF  \_\_\_\_\_ Initials of Authorized Representative of offeror

---

**CERTIFICATION OF COMPLIANCE WITH THE ENERGY POLICY AND CONSERVATION ACT**

---

When Participating Agency expends federal funds for any contract resulting from this procurement process, offeror certifies that it will comply with the mandatory standards and policies relating to energy efficiency which are contained in the state energy conservation plan issued in compliance with the Energy Policy and Conservation Act (42 U.S.C. 6321 et seq.; 49 C.F.R. Part 18).

Does offeror agree? YES  CWF  \_\_\_\_\_ Initials of Authorized Representative of offeror

---

**CERTIFICATION OF COMPLIANCE WITH BUY AMERICA PROVISIONS**

---

To the extent purchases are made with Federal Highway Administration, Federal Railroad Administration, or Federal Transit Administration funds, offeror certifies that its products comply with all applicable provisions of the Buy America Act and agrees to provide such certification or applicable waiver with respect to specific products to any Participating Agency upon request. Purchases made in accordance with the Buy America Act must still follow the applicable procurement rules calling for free and open competition.

Does offeror agree? YES  CWF  \_\_\_\_\_ Initials of Authorized Representative of offeror

---

**CERTIFICATION OF ACCESS TO RECORDS - 2 C.F.R. § 200.336**

---

Offeror agrees that the Inspector General of the Agency or any of their duly authorized representatives shall have access to any documents, papers, or other records of offeror that are pertinent to offeror's discharge of its obligations under the Contract for the purpose of making audits, examinations, excerpts, and transcriptions. The right also includes timely and reasonable access to offeror's personnel for the purpose of interview and discussion relating to such documents.

Does offeror agree? YES  CWF  \_\_\_\_\_ Initials of Authorized Representative of offeror

---

**CERTIFICATION OF APPLICABILITY TO SUBCONTRACTORS**

---

Offeror agrees that all contracts it awards pursuant to the Contract shall be bound by the foregoing terms and conditions.

Does offeror agree? YES  CWF  \_\_\_\_\_ Initials of Authorized Representative of offeror

---

**Offeror agrees to comply with all federal, state, and local laws, rules, regulations and ordinances, as applicable. It is further acknowledged that offeror certifies compliance with all provisions, laws, acts, regulations, etc. as specifically noted above.**

Offeror's Name:  John Savoy & Son, Inc., DBA Savoy Contract Furniture

Address, City, State, and Zip Code:  300 Howard Street, PO Box 248 Montoursville, PA 17754

---

**OMNIA PARTNERS EXHIBITS**  
**EXHIBIT F - FEDERAL FUNDS CERTIFICATIONS**

---

Phone Number: 800-233-8953 Fax Number:  
570-368-3280

Printed Name and Title of Authorized  
Representative: Chris W. Frantz, Director of Marketing and Sales

Email Address:  
Sales@Savoyfurniture.com

Signature of Authorized Representative:  Date: 26 April 2021

OMNIA PARTNERS EXHIBITS  
EXHIBIT F - FEDERAL FUNDS CERTIFICATIONS

---

**FEMA SPECIAL CONDITIONS**

Awarded Supplier(s) may need to respond to events and losses where products and services are needed for the immediate and initial response to emergency situations such as, but not limited to, water damage, fire damage, vandalism cleanup, biohazard cleanup, sewage decontamination, deodorization, and/or wind damage during a disaster or emergency situation. By submitting a proposal, the Supplier is accepted these FEMA Special Conditions required by the Federal Emergency Management Agency (FEMA).

"Contract" in the below pages under FEMA SPECIAL CONDITIONS is also referred to and defined as the "Master Agreement".

"Contractor" in the below pages under FEMA SPECIAL CONDITIONS is also referred to and defined as "Supplier" or "Awarded Supplier".

**Conflicts of Interest**

No employee, officer, or agent may participate in the selection, award, or administration of a contract supported by a FEMA award if he or she has a real or apparent conflict of interest. Such a conflict would arise when the employee, officer, or agent, any member of his or her immediate family, his or her partner, or an organization which employs or is about to employ any of these parties, has a financial or other interest in or a tangible personal benefit from a firm considered for award. 2 C.F.R. § 200.318(c)(1); See also Standard Form 424D, ¶ 7; Standard Form 424B, ¶ 3. i. FEMA considers a "financial interest" to be the potential for gain or loss to the employee, officer, or agent, any member of his or her immediate family, his or her partner, or an organization which employs or is about to employ any of these parties as a result of the particular procurement. The prohibited financial interest may arise from ownership of certain financial instruments or investments such as stock, bonds, or real estate, or from a salary, indebtedness, job offer, or similar interest that might be affected by the particular procurement. ii. FEMA considers an "apparent" conflict of interest to exist where an actual conflict does not exist, but where a reasonable person with knowledge of the relevant facts would question the impartiality of the employee, officer, or agent participating in the procurement. c. Gifts. The officers, employees, and agents of the Participating Public Agency nor the Participating Public Agency ("NFE") must neither solicit nor accept gratuities, favors, or anything of monetary value from contractors or parties to subcontracts. However, NFE's may set standards for situations in which the financial interest is de minimus, not substantial, or the gift is an unsolicited item of nominal value. 2 C.F.R. § 200.318(c)(1). d. Violations. The NFE's written standards of conduct must provide for disciplinary actions to be applied for violations of such standards by officers, employees, or agents of the NFE. 2 C.F.R. § 200.318(c)(1). For example, the penalty for a NFE's employee may be dismissal, and the penalty for a contractor might be the termination of the contract.

**Contractor Integrity**

A contractor must have a satisfactory record of integrity and business ethics. Contractors that are debarred or suspended as described in Chapter III, ¶ 6.d must be rejected and cannot receive contract awards at any level.

**Public Policy**

A contractor must comply with the public policies of the Federal Government and state, local government, or tribal government. This includes, among other things, past and current compliance with the:

- a. Equal opportunity and nondiscrimination laws
- b. Five affirmative steps described at 2 C.F.R. § 200.321(b) for all subcontracting under contracts supported by FEMA financial assistance; and FEMA Procurement Guidance June 21, 2016 Page IV- 7
- c. Applicable prevailing wage laws, regulations, and executive orders

**Affirmative Steps**

For any subcontracting opportunities, Contractor must take the following Affirmative steps:

1. Placing qualified small and minority businesses and women's business enterprises on solicitation lists;

**OMNIA PARTNERS EXHIBITS**  
**EXHIBIT F - FEDERAL FUNDS CERTIFICATIONS**

---

2. Assuring that small and minority businesses, and women's business enterprises are solicited whenever they are potential sources;
3. Dividing total requirements, when economically feasible, into smaller tasks or quantities to permit maximum participation by small and minority businesses, and women's business enterprises;
4. Establishing delivery schedules, where the requirement permits, which encourage participation by small and minority businesses, and women's business enterprises; and
5. Using the services and assistance, as appropriate, of such organizations as the Small Business Administration and the Minority Business Development Agency of the Department of Commerce.

**Bid Guarantee**

For proposals that are to include construction/reconstruction/renovation and related services, bids must be accompanied by Certified or Cashier's Check or an approved Bid Bond in the amount of not less than five percent (5%) of the total bid. Surety shall provide a copy of the Power of Attorney authorizing the Executing Agent the authority to execute the bid bond documents and bind the Surety to the bid bond conditions. The bid bond shall have a corporate Surety that is licensed to conduct business in the state of the lead agency and authorized to underwrite bonds in the amount of the bid bond.

**Prevailing Wage Requirements**

When applicable, the awarded Contractor (s) and any and all subcontractor(s) agree to comply with all laws regarding prevailing wage rates including the Davis-Bacon Act, applicable to this solicitation and/or Participating Public Agencies. The Participating Public Agency shall notify the Contractor of the applicable pricing/prevailing wage rates and must apply any local wage rates requested. The Contractor and any subcontractor(s) shall comply with the prevailing wage rates set by the Participating Public Agency.

**Federal Requirements**

If products and services are issued in response to an emergency or disaster recovery the items below, located in this FEMA Special Conditions section of the Federal Funds Certifications, are activated and required when federal funding may be utilized.

**2 C.F.R. § 200.326 and 2 C.F.R. Part 200, Appendix II, Required Contract Clauses**

1. Termination for Convenience:

The right to terminate this Contract for the convenience of the Participating Public Agency is retained by the Participating Public Agency. In the event of a termination for convenience by the Participating Public Agency, the Participating Public Agency shall, at least ten (10) calendar days in advance, deliver written notice of the termination for convenience to Contractor. Upon Contractor's receipt of such written notice, Contractor immediately shall cease the performance of the Work and shall take reasonable and appropriate action to secure and protect the Work then in place. Contractor shall then be paid by the Participating Public Agency, in accordance with the terms and provisions of the Contract Documents, an amount not to exceed the actual labor costs incurred, the actual cost of all materials installed and the actual cost of all materials stored at the project site or away from the project site, as approved in writing by the Participating Public Agency but not yet paid for and which cannot be returned, and actual, reasonable and documented demobilization costs, if any, paid by Contractor and approved by the Participating Public Agency in connection with the Scope of Work in place which is completed as of the date of termination by the Participating Public Agency and that is in conformance with the Contract Documents, less all amounts previously paid for the Work. No amount ever shall be owed or paid to Contractor for lost or anticipated profits on any part of the Scope of Work not performed or for consequential damages of any kind.

2. Equal Employment Opportunity:

The Participating Public Agency highly encourages Contractors to implement Affirmative Action practices in their employment programs. This means Contractor should not discriminate against any employee or

OMNIA PARTNERS EXHIBITS  
EXHIBIT F - FEDERAL FUNDS CERTIFICATIONS

---

applicant for employment because of race, color, religion, sex, pregnancy, sexual orientation, political belief or affiliation, age, disability or genetic information.

During the performance of this contract, the contractor agrees as follows:

(1) The contractor will not discriminate against any employee or applicant for employment because of race, color, religion, sex, sexual orientation, gender identity, or national origin. The contractor will take affirmative action to ensure that applicants are employed, and that employees are treated during employment, without regard to their race, color, religion, sex, sexual orientation, gender identity, or national origin. Such action shall include, but not be limited to the following: Employment, upgrading, demotion, or transfer, recruitment or recruitment advertising; layoff or termination; rates of pay or other forms of compensation; and selection for training, including apprenticeship. The contractor agrees to post in conspicuous places, available to employees and applicants for employment, notices to be provided by the contracting officer setting forth the provisions of this nondiscrimination clause.

(2) The contractor will, in all solicitations or advertisements for employees placed by or on behalf of the contractor, state that all qualified applicants will receive consideration for employment without regard to race, color, religion, sex, sexual orientation, gender identity, or national origin.

(3) The contractor will not discharge or in any other manner discriminate against any employee or applicant for employment because such employee or applicant has inquired about, discussed, or disclosed the compensation of the employee or applicant or another employee or applicant. This provision shall not apply to instances in which an employee who has access to the compensation information of other employees or applicants as a part of such employee's essential job functions discloses the compensation of such other employees or applicants to individuals who do not otherwise have access to such information, unless such disclosure is in response to a formal complaint or charge, in furtherance of an investigation, proceeding, hearing, or action, including an investigation conducted by the employer, or is consistent with the contractor's legal duty to furnish information.

(4) The contractor will send to each labor union or representative of workers with which it has a collective bargaining agreement or other contract or understanding, a notice to be provided by the agency contracting officer, advising the labor union or workers' representative of the contractor's commitments under section 202 of Executive Order 11246 of September 24, 1965, and shall post copies of the notice in conspicuous places available to employees and applicants for employment.

(5) The contractor will comply with all provisions of Executive Order 11246 of September 24, 1965, and of the rules, regulations, and relevant orders of the Secretary of Labor.

(6) The contractor will furnish all information and reports required by Executive Order 11246 of September 24, 1965, and by the rules, regulations, and orders of the Secretary of Labor, or pursuant thereto, and will permit access to his books, records, and accounts by the contracting agency and the Secretary of Labor for purposes of investigation to ascertain compliance with such rules, regulations, and orders.

(7) In the event of the contractor's non-compliance with the nondiscrimination clauses of this contract or with any of such rules, regulations, or orders, this contract may be canceled, terminated or suspended in whole or in part and the contractor may be declared ineligible for further Government contracts in accordance with procedures authorized in Executive Order 11246 of September 24, 1965, and such other sanctions may be imposed and remedies invoked as provided in Executive Order 11246 of September 24, 1965, or by rule, regulation, or order of the Secretary of Labor, or as otherwise provided by law.

(8) The contractor will include the provisions of paragraphs (1) through (8) in every subcontract or purchase order unless exempted by rules, regulations, or orders of the Secretary of Labor issued pursuant to section 204 of Executive Order 11246 of September 24, 1965, so that such provisions will be binding upon each subcontractor or vendor. The contractor will take such action with respect to any subcontract or purchase order as may be directed by the Secretary of Labor as a means of enforcing such provisions including sanctions for noncompliance: *Provided*, however, that in the event the contractor becomes involved in, or is threatened with, litigation with a subcontractor or vendor as a result of such direction, the contractor may request the United States to enter into such litigation to protect the interests of the United States.



OMNIA PARTNERS EXHIBITS  
EXHIBIT F - FEDERAL FUNDS CERTIFICATIONS

---

3. "During the performance of this contract, the contractor agrees as follows:

- (1) The contractor will not discriminate against any employee or applicant for employment because of race, color, religion, sex, or national origin. The contractor will take affirmative action to ensure that applicants are employed, and that employees are treated during employment without regard to their race, color, religion, sex, or national origin. Such action shall include, but not be limited to the following: Employment, upgrading, demotion, or transfer; recruitment or recruitment advertising; layoff or termination; rates of pay or other forms of compensation; and selection for training, including apprenticeship. The contractor agrees to post in conspicuous places, available to employees and applicants for employment, notices to be provided setting forth the provisions of this nondiscrimination clause.
- (2) The contractor will, in all solicitations or advertisements for employees placed by or on behalf of the contractor, state that all qualified applicants will receive considerations for employment without regard to race, color, religion, sex, or national origin.
- (3) The contractor will send to each labor union or representative of workers with which he has a collective bargaining agreement or other contract or understanding, a notice to be provided advising the said labor union or workers' representatives of the contractor's commitments under this section, and shall post copies of the notice in conspicuous places available to employees and applicants for employment.
- (4) The contractor will comply with all provisions of Executive Order 11246 of September 24, 1965, and of the rules, regulations, and relevant orders of the Secretary of Labor.
- (5) The contractor will furnish all information and reports required by Executive Order 11246 of September 24, 1965, and by rules, regulations, and orders of the Secretary of Labor, or pursuant thereto, and will permit access to his books, records, and accounts by the administering agency and the Secretary of Labor for purposes of investigation to ascertain compliance with such rules, regulations, and orders.
- (6) In the event of the contractor's noncompliance with the nondiscrimination clauses of this contract or with any of the said rules, regulations, or orders, this contract may be canceled, terminated, or suspended in whole or in part and the contractor may be declared ineligible for further Government contracts or federally assisted construction contracts in accordance with procedures authorized in Executive Order 11246 of September 24, 1965, and such other sanctions as may be imposed and remedies invoked as provided in Executive Order 11246 of September 24, 1965, or by rule, regulation, or order of the Secretary of Labor, or as otherwise provided by law.
- (7) The contractor will include the portion of the sentence immediately preceding paragraph (1) and the provisions of paragraphs (1) through (7) in every subcontract or purchase order unless exempted by rules, regulations, or orders of the Secretary of Labor issued pursuant to section 204 of Executive Order 11246 of September 24, 1965, so that such provisions will be binding upon each subcontractor or vendor. The contractor will take such action with respect to any subcontract or purchase order as the administering agency may direct as a means

OMNIA PARTNERS EXHIBITS  
EXHIBIT F - FEDERAL FUNDS CERTIFICATIONS

---

of enforcing such provisions, including sanctions for noncompliance: Provided, however, That in the event a contractor becomes involved in, or is threatened with, litigation with a subcontractor or vendor as a result of such direction by the administering agency the contractor may request the United States to enter into such litigation to protect the interests of the United States."

4. Davis Bacon Act and Copeland Anti-Kickback Act.

- a. Applicability of Davis-Bacon Act. The Davis-Bacon Act only applies to the emergency Management Preparedness Grant Program, Homeland Security Grant Program, Nonprofit Security Grant Program, Tribal Homeland Security Grant Program, Port Security Grant Program, and Transit Security Grant Program. **It does not apply to other FEMA grant and cooperative agreement programs, including the Public Assistance Program.**
- b. All prime construction contracts in excess of \$2,000 awarded by non-Federal entities must include a provision for compliance with the Davis-Bacon Act (40 U.S.C. §§ 3141-3144 and 3146-3148) as supplemented by Department of Labor regulations at 29 C.F.R. Part 5 (Labor Standards Provisions Applicable to Contracts Covering Federally Financed and Assisted Construction)). See 2 C.F.R. Part 200, Appendix II, ¶ D.
- c. In accordance with the statute, contractors must be required to pay wages to laborers and mechanics at a rate not less than the prevailing wages specified in a wage determination made by the Secretary of Labor. In addition, contractors must be required to pay wages not less than once a week.
- d. The non-Federal entity must place a copy of the current prevailing wage determination issued by the Department of Labor in each solicitation. The decision to award a contract or subcontract must be conditioned upon the acceptance of the wage determination. The non-Federal entity must report all suspected or reported violations to the Federal awarding agency.
- e. In contracts subject to the Davis-Bacon Act, the contracts must also include a provision for compliance with the Copeland "Anti-Kickback" Act (40 U.S.C. § 3145), as supplemented by Department of Labor regulations at 29 C.F.R. Part 3 (Contractors and Subcontractors on Public Building or Public Work Financed in Whole or in Part by Loans or Grants from the United States). The Copeland Anti- Kickback Act provides that each contractor or subrecipient must be prohibited from inducing, by any means, any person employed in the construction, completion, or repair of public work, to give up any part of the compensation to which he or she is otherwise entitled. The non-Federal entity must report all suspected or reported violations to FEMA.
- f. The regulation at 29 C.F.R. § 5.5(a) does provide the required contract clause that applies to compliance with both the Davis-Bacon and Copeland Acts. However, as discussed in the previous subsection, the Davis-Bacon Act does not apply to Public Assistance recipients and subrecipients. **In situations where the Davis-Bacon Act does not apply, neither does the Copeland "Anti-Kickback Act."** However, for purposes of grant programs where both clauses do apply, FEMA requires the following contract clause:

"Compliance with the Copeland "Anti-Kickback" Act.

- (1) Contractor. The contractor shall comply with 18 U.S.C. § 874, 40U.S.C. § 3145, and the requirements of 29 C.F.R. pt. 3 as may be applicable, which are

OMNIA PARTNERS EXHIBITS  
EXHIBIT F - FEDERAL FUNDS CERTIFICATIONS

---

incorporated by reference into this contract.

- (2) Subcontracts. The contractor or subcontractor shall insert in any subcontracts the clause above and such other clauses as the FEMA may by appropriate instructions require, and also a clause requiring the subcontractors to include these clauses in any lower tier subcontracts. The prime contractor shall be responsible for the compliance by any subcontractor or lower tier subcontractor with all of these contract clauses
- (3) Breach. A breach of the contract clauses above may be grounds for termination of the contract, and for debarment as a contractor and subcontractor as provided in 29 C.F.R. § 5.12.”

5. Contract Work Hours and Safety Standards Act.

- a. Applicability: This requirement applies to all FEMA grant and cooperative agreement programs.
- b. Where applicable (see 40 U.S.C. § 3701), all contracts awarded by the non-Federal entity in excess of \$100,000 that involve the employment of mechanics or laborers must include a provision for compliance with 40 U.S.C. §§ 3702 and 3704, as supplemented by Department of Labor regulations at 29 C.F.R. Part 5. See 2 C.F.R. Part 200, Appendix II, ¶ E.
- c. Under 40 U.S.C. § 3702, each contractor must be required to compute the wages of every mechanic and laborer on the basis of a standard work week of 40 hours. Work in excess of the standard work week is permissible provided that the worker is compensated at a rate of not less than one and a half times the basic rate of pay for all hours worked in excess of 40 hours in the workweek.
- d. The requirements of 40 U.S.C. § 3704 are applicable to construction work and provide that no laborer or mechanic must be required to work in surroundings or under working conditions which are unsanitary, hazardous or dangerous. These requirements do not apply to the purchases of supplies or materials or articles ordinarily available on the open market, or contracts for transportation or transmission of intelligence.
- e. The regulation at 29 C.F.R. § 5.5(b) provides the required contract clause concerning compliance with the Contract Work Hours and Safety Standards Act:

“Compliance with the Contract Work Hours and Safety Standards Act.

- (1) Overtime requirements. No contractor or subcontractor contracting for any part of the contract work which may require or involve the employment of laborers or mechanics shall require or permit any such laborer or mechanic in any workweek in which he or she is employed on such work to work in excess of forty hours in such workweek unless such laborer or mechanic receives compensation at a rate not less than one and one-half times the basic rate of pay for all hours worked in excess of forty hours in such workweek.
- (2) Violation; liability for unpaid wages; liquidated damages. In the event of any violation of the clause set forth in paragraph (1) of this section the contractor and any subcontractor responsible therefor shall be liable for the unpaid wages. In addition, such contractor and subcontractor shall be liable to the United States (in the case of work done under contract for the District of Columbia or a territory, to such District or to such territory), for liquidated damages. Such liquidated damages shall be computed with respect to each individual laborer

OMNIA PARTNERS EXHIBITS  
EXHIBIT F - FEDERAL FUNDS CERTIFICATIONS

---

or mechanic, including watchmen and guards, employed in violation of the clause set forth in paragraph (1) of this section, in the sum of \$10 for each calendar day on which such individual was required or permitted to work in excess of the standard workweek of forty hours without payment of the overtime wages required by the clause set forth in paragraph (1) of this section.

- (3) Withholding for unpaid wages and liquidated damages. The (write in the name of the Federal agency or the loan or grant recipient) shall upon its own action or upon written request of an authorized representative of the Department of Labor withhold or cause to be withheld, from any moneys payable on account of work performed by the contractor or subcontractor under any such contract or any other Federal contract with the same prime contractor, or any other federally-assisted contract subject to the Contract Work Hours and Safety Standards Act, which is held by the same prime contractor, such sums as may be determined to be necessary to satisfy any liabilities of such contractor or subcontractor for unpaid wages and liquidated damages as provided in the clause set forth in paragraph (2) of this section.
- (4) Subcontracts. The contractor or subcontractor shall insert in any subcontracts the clauses set forth in paragraph (1) through (4) of this section and also a clause requiring the subcontractors to include these clauses in any lower tier subcontracts. The prime contractor shall be responsible for compliance by any subcontractor or lower tier subcontractor with the clauses set forth in paragraphs (1) through (4) of this section."

6. Rights to Inventions Made Under a Contract or Agreement.

- a. Stafford Act Disaster Grants. This requirement **does not apply to the Public Assistance,** Hazard Mitigation Grant Program, Fire Management Assistance Grant Program, Crisis Counseling Assistance and Training Grant Program, Disaster Case Management Grant Program, and Federal Assistance to Individuals and Households – Other Needs Assistance Grant Program, as

FEMA awards under these programs do not meet the definition of "funding agreement."

- b. If the FEMA award meets the definition of "funding agreement" under 37 C.F.R. § 401.2(a) and the non-Federal entity wishes to enter into a contract with a small business firm or nonprofit organization regarding the substitution of parties, assignment or performance of experimental, developmental, or research work under that "funding agreement," the non-Federal entity must comply with the requirements of 37 C.F.R. Part 401 (Rights to Inventions Made by Nonprofit Organizations and Small Business Firms Under Government Grants, Contracts and Cooperative Agreements), and any implementing regulations issued by FEMA. See 2 C.F.R. Part 200, Appendix II, ¶ F.
  - c. The regulation at 37 C.F.R. § 401.2(a) currently defines "funding agreement" as any contract, grant, or cooperative agreement entered into between any Federal agency, other than the Tennessee Valley Authority, and any contractor for the performance of experimental, developmental, or research work funded in whole or in part by the Federal government. This term also includes any assignment, substitution of parties, or subcontract of any type entered into for the performance of experimental, developmental, or research work under a funding agreement as defined in the first sentence of this paragraph.
7. Clean Air Act and the Federal Water Pollution Control Act. Contracts of amounts in excess of \$150,000 must contain a provision that requires the contractor to agree to comply with all applicable standards, orders, or regulations issued pursuant to the Clean Air Act (42 U.S.C. §§ 7401-7671q) and

OMNIA PARTNERS EXHIBITS  
EXHIBIT F - FEDERAL FUNDS CERTIFICATIONS

---

the Federal Water Pollution Control Act as amended (33 U.S.C. §§ 1251-1387). Violations must be reported to FEMA and the Regional Office of the Environmental Protection Agency. See 2 C.F.R. Part 200, Appendix II, ¶ G.

- a. The following provides a sample contract clause concerning compliance for contracts of amounts in excess of \$150,000:

"Clean Air Act

- (1) The contractor agrees to comply with all applicable standards, orders or regulations issued pursuant to the Clean Air Act, as amended, 42 U.S.C. § 7401 et seq.
- (2) The contractor agrees to report each violation to the (name of the state agency or local or Indian tribal government) and understands and agrees that the (name of the state agency or local or Indian tribal government) will, in turn, report each violation as required to assure notification to the (name of recipient), Federal Emergency Management Agency, and the appropriate Environmental Protection Agency Regional Office.
- (3) The contractor agrees to include these requirements in each subcontract exceeding \$150,000 financed in whole or in part with Federal assistance provided by FEMA.

Federal Water Pollution Control Act

- (1) The contractor agrees to comply with all applicable standards, orders or regulations issued pursuant to the Federal Water Pollution Control Act, as amended, 33 U.S.C. 1251 et seq.
- (2) The contractor agrees to report each violation to the (name of the state agency or local or Indian tribal government) and understands and agrees that the (name of the state agency or local or Indian tribal government) will, in turn, report each violation as required to assure notification to the (name of recipient), Federal Emergency Management Agency, and the appropriate Environmental Protection Agency Regional Office.
- (3) The contractor agrees to include these requirements in each subcontract exceeding \$150,000 financed in whole or in part with Federal assistance provided by FEMA."

8. Debarment and Suspension.

- a. Applicability: This requirement applies to all FEMA grant and cooperative agreement programs.
- b. Non-federal entities and contractors are subject to the debarment and suspension regulations implementing Executive Order 12549, *Debarment and Suspension* (1986) and Executive Order 12689, *Debarment and Suspension* (1989) at 2 C.F.R. Part 180 and the Department of Homeland Security's regulations at 2 C.F.R. Part 3000 (Non procurement Debarment and Suspension).
- c. These regulations restrict awards, subawards, and contracts with certain parties that are debarred, suspended, or otherwise excluded from or ineligible for participation in Federal assistance programs and activities. See 2 C.F.R. Part 200, Appendix II, ¶ H; and Procurement Guidance for Recipients and Subrecipients Under 2 C.F.R. Part 200 (Uniform Rules): Supplement to the Public Assistance Procurement Disaster Assistance Team (PDAT) Field Manual Chapter IV, ¶ 6.d, and Appendix C, ¶ 2 [hereinafter PDAT

OMNIA PARTNERS EXHIBITS  
EXHIBIT F - FEDERAL FUNDS CERTIFICATIONS

---

*Supplement*]. A contract award must not be made to parties listed in the SAM Exclusions. SAM Exclusions is the list maintained by the General Services Administration that contains the names of parties debarred, suspended, or otherwise excluded by agencies, as well as parties declared ineligible under statutory or regulatory authority other than Executive Order 12549. SAM exclusions can be accessed at [www.sam.gov](http://www.sam.gov). See 2 C.F.R. § 180.530; *PDAT Supplement*, Chapter IV, ¶ 6.d and Appendix C, ¶ 2.

- d. In general, an "excluded" party cannot receive a Federal grant award or a contract within the meaning of a "covered transaction," to include subawards and subcontracts. This includes parties that receive Federal funding indirectly, such as contractors to recipients and subrecipients. The key to the exclusion is whether there is a "covered transaction," which is any non-procurement transaction (unless excepted) at either a "primary" or "secondary" tier. Although "covered transactions" do not include contracts awarded by the Federal Government for purposes of the non-procurement common rule and DHS's implementing regulations, it does include some contracts awarded by recipients and subrecipient.
- e. Specifically, a covered transaction includes the following contracts for goods or services:
  - (1) The contract is awarded by a recipient or subrecipient in the amount of at least \$25,000.
  - (2) The contract requires the approval of FEMA, regardless of amount.
  - (3) The contract is for federally required audit services.
  - (4) A subcontract is also a covered transaction if it is awarded by the contractor of a recipient or subrecipient and requires either the approval of FEMA or is in excess of \$25,000.
- d. The following provides a debarment and suspension clause. It incorporates an optional method of verifying that contractors are not excluded or disqualified:

"Suspension and Debarment

- (1) This contract is a covered transaction for purposes of 2 C.F.R. pt. 180 and 2 C.F.R. pt. 3000. As such the contractor is required to verify that none of the contractor, its principals (defined at 2 C.F.R. § 180.995), or its affiliates (defined at 2 C.F.R. § 180.905) are excluded (defined at 2 C.F.R. § 180.940) or disqualified (defined at 2 C.F.R. § 180.935).
- (2) The contractor must comply with 2 C.F.R. pt. 180, subpart C and 2 C.F.R. pt. 3000, subpart C and must include a requirement to comply with these regulations in any lower tier covered transaction it enters into.
- (3) This certification is a material representation of fact relied upon by (insert name of subrecipient). If it is later determined that the contractor did not comply with 2 C.F.R. pt. 180, subpart C and 2 C.F.R. pt. 3000, subpart C, in addition to remedies available to (name of state agency serving as recipient and name of subrecipient), the Federal Government may pursue available remedies, including but not limited to suspension and/or debarment.
- (4) The bidder or proposer agrees to comply with the requirements of 2 C.F.R. pt. 180, subpart C and 2 C.F.R. pt. 3000, subpart C while this offer is valid and throughout

OMNIA PARTNERS EXHIBITS  
EXHIBIT F - FEDERAL FUNDS CERTIFICATIONS

---

the period of any contract that may arise from this offer. The bidder or proposer further agrees to include a provision requiring such compliance in its lower tier covered transactions."

9. Byrd Anti-Lobbying Amendment.

- a. Applicability: This requirement applies to all FEMA grant and cooperative agreement programs.
- b. Contractors that apply or bid for an award of \$100,000 or more must file the required certification. See 2 C.F.R. Part 200, Appendix II, ¶ I; 44 C.F.R. Part 18; *PDAT Supplement*, Chapter IV, 6.c; Appendix C, ¶ 4.
- c. Each tier certifies to the tier above that it will not and has not used Federal appropriated funds to pay any person or organization for influencing or attempting to influence an officer or employee of any agency, a member of Congress, officer or employee of Congress, or an employee of a member of Congress in connection with obtaining any Federal contract, grant or any other award covered by 31 U.S.C. § 1352. Each tier must also disclose any lobbying with non-Federal funds that takes place in connection with obtaining any Federal award. Such disclosures are forwarded from tier to tier up to the non-Federal award. See *PDAT Supplement*, Chapter IV, ¶ 6.c and Appendix C, ¶ 4.
- d. The following provides a Byrd Anti-Lobbying contract clause:

"Byrd Anti-Lobbying Amendment, 31 U.S.C. § 1352 (as amended)

Contractors who apply or bid for an award of \$100,000 or more shall file the required certification. Each tier certifies to the tier above that it will not and has not used Federal appropriated funds to pay any person or organization for influencing or attempting to influence an officer or employee of any agency, a member of Congress, officer or employee of Congress, or an employee of a member of Congress in connection with obtaining any Federal contract, grant, or any other award covered by 31 U.S.C. § 1352. Each tier shall also disclose any lobbying with non-Federal funds that takes place in connection with obtaining any Federal award. Such disclosures are forwarded from tier to tier up to the recipient."

APPENDIX A, 44 C.F.R. PART 18 – CERTIFICATION REGARDING LOBBYING

Certification for Contracts, Grants, Loans, and Cooperative Agreements (To be submitted with each bid or offer exceeding \$100,000)

The undersigned [Contractor] certifies, to the best of his or her knowledge, that:

1. No Federal appropriated funds have been paid or will be paid, by or on behalf of the undersigned, to any person for influencing or attempting to influence an officer or employee of an agency, a Member of Congress, an officer or employee of Congress, or an employee of a Member of Congress in connection with the awarding of any Federal contract, the making of any Federal grant, the making of any Federal loan, the entering into of any cooperative agreement, and the extension, continuation, renewal, amendment, or modification of any Federal contract, grant, loan, or cooperative agreement.
2. If any funds other than Federal appropriated funds have been paid or will be paid to any

OMNIA PARTNERS EXHIBITS  
EXHIBIT F - FEDERAL FUNDS CERTIFICATIONS

---


person for influencing or attempting to influence an officer or employee of any agency, a Member of Congress, an officer or employee of Congress, or an employee of a Member of Congress in connection with this Federal contract, grant, loan, or cooperative agreement, the undersigned shall complete and submit Standard Form- LLL, "Disclosure Form to Report Lobbying," in accordance with its instructions.

3. The undersigned shall require that the language of this certification be included in the award documents for all subawards at all tiers (including subcontracts, subgrants, and contracts under grants, loans, and cooperative agreements) and that all subrecipients shall certify and disclose accordingly.

This certification is a material representation of fact upon which reliance was placed when this transaction was made or entered into. Submission of this certification is a prerequisite for making or entering into this transaction imposed by 31, U.S.C. § 1352 (as amended by the Lobbying Disclosure Act of 1995). Any person who fails to file the required certification shall be subject to a civil penalty of not less than \$10,000 and not more than \$100,000 for each such failure.

John Savoy & Son, Inc.,

The Contractor, John Savoy & Son, Inc., DBA Savoy Contract Furniture, certifies or affirms the truthfulness and accuracy of each statement of its certification and disclosure, if any. In addition, the Contractor understands and agrees that the provisions of 31 U.S.C. § 3801 *et seq.*, apply to this certification and disclosure, if any.



Signature of Contractor's Authorized Official

Chris W. Frantz, Director of Marketing and Sales

Name and Title of Contractor's Authorized Official

24 April 2021

Date"

10. Procurement of Recovered Materials.

- a. Applicability: This requirement applies to all FEMA grant and cooperative agreement programs.
- b. A non-Federal entity that is a state agency or agency of a political subdivision of a state and its contractors must comply with Section 6002 of the Solid Waste Disposal Act, Pub. L. No. 89-272 (1965) (codified as amended by the Resource Conservation and Recovery Act at 42 U.S.C. § 6962). See 2 C.F.R. Part 200, Appendix II, ¶ J; 2 C.F.R. § 200.322; *PDAT Supplement*, Chapter V, ¶ 7.
- c. The requirements of Section 6002 include procuring only items designated in guidelines of the EPA at 40 C.F.R. Part 247 that contain the highest percentage of recovered materials practicable, consistent with maintaining a satisfactory level of competition, where the purchase price of the item exceeds \$10,000 or the value of the quantity acquired by the preceding fiscal year exceeded \$10,000; procuring solid waste management services in a manner that maximizes energy and resource recovery; and establishing an affirmative procurement program for procurement of recovered materials identified in the EPA guidelines.



OMNIA PARTNERS EXHIBITS  
EXHIBIT F - FEDERAL FUNDS CERTIFICATIONS

---

- d. The following provides the clause that a state agency or agency of a political subdivision of a state and its contractors can include in contracts meeting the above contract thresholds:

“(1) In the performance of this contract, the Contractor shall make maximum use of products containing recovered materials that are EPA- designated items unless the product cannot be acquired—

(i) Competitively within a timeframe providing for compliance with the contract performance schedule;

(ii) Meeting contract performance requirements; or

(iii) At a reasonable price.

(2) Information about this requirement, along with the list of EPA- designate items, is available at EPA’s Comprehensive Procurement Guidelines web site, <https://www.epa.gov/smm/comprehensive-procurement-guideline-cpg-program>.”

11. Additional FEMA Requirements.

- a. The Uniform Rules authorize FEMA to require additional provisions for non- Federal entity contracts. FEMA, pursuant to this authority, requires or recommends the following:

b. Changes.

To be eligible for FEMA assistance under the non-Federal entity's FEMA grant or cooperative agreement, the cost of the change, modification, change order, or constructive change must be allowable, allocable, within the scope of its grant or cooperative agreement, and reasonable for the completion of project scope. FEMA recommends, therefore, that a non-Federal entity include a changes clause in its contract that describes how, if at all, changes can be made by either party to alter the method, price, or schedule of the work without breaching the contract. The language of the clause may differ depending on the nature of the contract and the end-item procured.

c. Access to Records.

All non-Federal entities must place into their contracts a provision that all contractors and their successors, transferees, assignees, and subcontractors acknowledge and agree to comply with applicable provisions governing Department and FEMA access to records, accounts, documents, information, facilities, and staff. See DHS Standard Terms and Conditions, v 3.0, ¶ XXVI (2013).

- d. The following provides a contract clause regarding access to records:

“Access to Records. The following access to records requirements apply to this contract:

(1) The contractor agrees to provide (insert name of state agency or local or Indian tribal government), (insert name of recipient), the FEMA Administrator, the Comptroller General of the United States, or any of their authorized representatives

OMNIA PARTNERS EXHIBITS  
EXHIBIT F - FEDERAL FUNDS CERTIFICATIONS

---

access to any books, documents, papers, and records of the Contractor which are directly pertinent to this contract for the purposes of making audits, examinations, excerpts, and transcriptions.

(2) The Contractor agrees to permit any of the foregoing parties to reproduce by any means whatsoever or to copy excerpts and transcriptions as reasonably needed.

(3) The contractor agrees to provide the FEMA Administrator or his authorized representatives access to construction or other work sites pertaining to the work being completed under the contract."

12. DHS Seal, Logo, and Flags.

- a. All non-Federal entities must place in their contracts a provision that a contractor shall not use the DHS seal(s), logos, crests, or reproductions of flags or likenesses of DHS agency officials without specific FEMA pre-approval. See DHS Standard Terms and Conditions, v 3.0, ¶ XXV (2013).
- b. The following provides a contract clause regarding DHS Seal, Logo, and Flags: "The contractor shall not use the DHS seal(s), logos, crests, or reproductions of flags or likenesses of DHS agency officials without specific FEMA pre-approval."

13. Compliance with Federal Law, Regulations, and Executive Orders.

- a. All non-Federal entities must place into their contracts an acknowledgement that FEMA financial assistance will be used to fund the contract along with the requirement that the contractor will comply with all applicable federal law, regulations, executive orders, and FEMA policies, procedures, and directives.
- b. The following provides a contract clause regarding Compliance with Federal Law, Regulations, and Executive Orders: "This is an acknowledgement that FEMA financial assistance will be used to fund the contract only. The contractor will comply will all applicable federal law, regulations, executive orders, FEMA policies, procedures, and directives."

14. No Obligation by Federal Government.

- a. The non-Federal entity must include a provision in its contract that states that the Federal Government is not a party to the contract and is not subject to any obligations or liabilities to the non-Federal entity, contractor, or any other party pertaining to any matter resulting from the contract.
- b. The following provides a contract clause regarding no obligation by the Federal Government: "The Federal Government is not a party to this contract and is not subject to any obligations or liabilities to the non-Federal entity, contractor, or any other party pertaining to any matter resulting from the contract."

15. Program Fraud and False or Fraudulent Statements or Related Acts.

- a. The non-Federal entity must include a provision in its contract that the contractor acknowledges that 31 U.S.C. Chap. 38 (Administrative Remedies for False Claims and

OMNIA PARTNERS EXHIBITS  
EXHIBIT F - FEDERAL FUNDS CERTIFICATIONS

---

Statements) applies to its actions pertaining to the contract.

- b. The following provides a contract clause regarding Fraud and False or Fraudulent or Related Acts: "The contractor acknowledges that 31 U.S.C. Chap. 38 (Administrative Remedies for False Claims and Statements) applies to the contractor's actions pertaining to this contract."

Additional contract clauses per 2 C.F.R. § 200.325

For applicable construction/reconstruction/renovation and related services: A payment and performance bond are both required for 100 percent of the contract price. A "performance bond" is one executed in connection with a contract to secure fulfillment of all the contractor's obligations under such contract. A "payment bond" is one executed in connection with a contract to assure payment as required by law of all persons supplying labor and material in the execution of the work provided in the contract.

**Offeror agrees to comply with all terms and conditions outlined in the FEMA Special Conditions section of this solicitation.**

Offeror's Name:  
John Savoy & Son, Inc., DBA Savoy Contract Furniture

---

Address, City, State, and Zip Code:  
300 Howard Street, PO Box 248 Montoursville, PA 17754


---

Phone Number: 800-233-8953 Fax Number:  
570-368-3280

Printed Name and Title of Authorized  
Representative: Chris W. Frantz, Director of Marketing and Sales

Email Address:  
Sales@savoyfurniture.com

---

Signature of Authorized Representative:  Date:  
26 April 2021

## NEW JERSEY BUSINESS COMPLIANCE

Suppliers intending to do business in the State of New Jersey must comply with policies and procedures required under New Jersey statutes. All offerors submitting proposals must complete the following forms specific to the State of New Jersey. Completed forms should be submitted with the offeror's response to the RFP. Failure to complete the New Jersey packet will impact OMNIA Partners' ability to promote the Master Agreement in the State of New Jersey.

DOC #1	Statement of Ownership Disclosure
DOC #2	Non-Collusion Affidavit
DOC #3	Affirmative Action Affidavit
DOC #4	Political Contribution Disclosure Form
DOC #5	Stockholder Disclosure Certification
DOC #6	Certification of Non-Involvement in Prohibited Activities in Iran
DOC #7	New Jersey Business Registration Certificate
DOC #8	EEOAA Evidence
DOC #9	McBride-Principles

New Jersey suppliers are required to comply with the following New Jersey statutes when applicable:

- all anti-discrimination laws, including those contained in N.J.S.A. 10:2-1 through N.J.S.A. 10:2-14, N.J.S.A. 10:5-1, and N.J.S.A. 10:5-31 through 10:5-38;
- Prevailing Wage Act, N.J.S.A. 34:11-56.26, for all contracts within the contemplation of the Act;
- Public Works Contractor Registration Act, N.J.S.A. 34:11-56.26; and
- Bid and Performance Security, as required by the applicable municipal or state statutes.

**STATEMENT OF OWNERSHIP DISCLOSURE**

N.J.S.A. 52:25-24.2 (P.L. 1977, c.33, as amended by P.L. 2016, c.43)

This statement shall be completed, certified to, and included with all bid and proposal submissions. Failure to submit the required information is cause for automatic rejection of the bid or proposal.

**Name of Organization:** John Savoy & Son, Inc., DBA Savoy Contract Furniture

**Organization Address:** 300 Howard Street, PO Box 248 Montoursville, PA 17754

**Part I Check the box that represents the type of business organization:**

- Sole Proprietorship (skip Parts II and III, execute certification in Part IV)
- Non-Profit Corporation (skip Parts II and III, execute certification in Part IV)
- For-Profit Corporation (any type)     Limited Liability Company (LLC)
- Partnership     Limited Partnership     Limited Liability Partnership (LLP)
- Other (be specific): S Corporation

**Part II**

The list below contains the names and addresses of all stockholders in the corporation who own 10 percent or more of its stock, of any class, or of all individual partners in the partnership who own a 10 percent or greater interest therein, or of all members in the limited liability company who own a 10 percent or greater interest therein, as the case may be. **(COMPLETE THE LIST BELOW IN THIS SECTION)**

OR

No one stockholder in the corporation owns 10 percent or more of its stock, of any class, or no individual partner in the partnership owns a 10 percent or greater interest therein, or no member in the limited liability company owns a 10 percent or greater interest therein, as the case may be. **(SKIP TO PART IV)**

(Please attach additional sheets if more space is needed):

Name of Individual or Business Entity	Home Address (for Individuals) or Business Address
Carol Savoy, President	579 Primrose Ln. Montoursville, PA 17754
Adam Savoy, Vice President	2139 Stopper Dr. Montoursville PA 17754

**Part III DISCLOSURE OF 10% OR GREATER OWNERSHIP IN THE STOCKHOLDERS, PARTNERS OR LLC MEMBERS LISTED IN PART II**

If a bidder has a direct or indirect parent entity which is publicly traded, and any person holds a 10 percent or greater beneficial interest in the publicly traded parent entity as of the last annual federal Security and Exchange Commission (SEC) or foreign equivalent filing, ownership disclosure can be met by providing links to the website(s) containing the last annual filing(s) with the federal Securities and Exchange Commission (or foreign equivalent) that contain the name and address of each person holding a 10% or greater beneficial interest in the publicly traded parent entity, along with the relevant page numbers of the filing(s) that contain the information on each such person. **Attach additional sheets if more space is needed.**


Website (URL) containing the last annual SEC (or foreign equivalent) filing	Page #'s

**Please list** the names and addresses of each stockholder, partner or member owning a 10 percent or greater interest in any corresponding corporation, partnership and/or limited liability company (LLC) listed in Part II **other than for any publicly traded parent entities referenced above.** The disclosure shall be continued until names and addresses of every noncorporate stockholder, and individual partner, and member exceeding the 10 percent ownership criteria established pursuant to N.J.S.A. 52:25-24.2 has been listed. **Attach additional sheets if more space is needed.**

Stockholder/Partner/Member and Corresponding Entity Listed in Part II	Home Address (for Individuals) or Business Address

**Part IV Certification**

I, being duly sworn upon my oath, hereby represent that the foregoing information and any attachments thereto to the best of my knowledge are true and complete. I acknowledge: that I am authorized to execute this certification on behalf of the bidder/proposer; that the **<name of contracting unit>** is relying on the information contained herein and that I am under a continuing obligation from the date of this certification through the completion of any contracts with **<type of contracting unit>** to notify the **<type of contracting unit>** in writing of any changes to the information contained herein; that I am aware that it is a criminal offense to make a false statement or misrepresentation in this certification, and if I do so, I am subject to criminal prosecution under the law and that it will constitute a material breach of my agreement(s) with the, permitting the **<type of contracting unit>** to declare any contract(s) resulting from this certification void and unenforceable.

Full Name (Print):	Deborah Vail	Title:	Controller
Signature:		Date:	4/23/2021

**NON-COLLUSION AFFIDAVIT**

<b>STANDARD BID DOCUMENT REFERENCE</b>	
	<b>Reference: VII-H</b>
Name of Form:	<b>NON-COLLUSION AFFIDAVIT</b>
Statutory Reference:	No specific statutory reference State Statutory Reference N.J.S.A. 52:34-15
Instructions Reference:	Statutory and Other Requirements VII-H
Description:	The Owner's use of this form is optional. It is used to ensure that the bidder has not participated in any collusion with any other bidder or Owner representative or otherwise taken any action in restraint of free and competitive bidding.

NON-COLLUSION AFFIDAVIT

State of New Jersey  
County of \_\_\_\_\_

ss:

I, Deborah Vail residing in Montoursville  
(name of affiant) (name of municipality)  
in the County of Lycoming and State of Pennsylvania of full  
age, being duly sworn according to law on my oath depose and say that:

I am Controller of the firm of John Savoy & Son, Inc.,  
(title or position) (name of firm)

DBA Savoy Control Furniture the bidder making this Proposal for the bid  
entitled UC Contract/OMNIA, and that I executed the said proposal with  
(title of bid proposal)  
full authority to do so that said bidder has not, directly or indirectly entered into any agreement,  
participated in any collusion, or otherwise taken any action in restraint of free, competitive bidding in  
connection with the above named project; and that all statements contained in said proposal and in this  
affidavit are true and correct, and made with full knowledge that the UC/OMNIA  
(name of contracting unit) relies upon the truth of the statements contained in said Proposal  
and in the statements contained in this affidavit in awarding the contract for the said project.

I further warrant that no person or selling agency has been employed or retained to solicit or secure such  
contract upon an agreement or understanding for a commission, percentage, brokerage, or contingent  
fee, except bona fide employees or bona fide established commercial or selling agencies maintained by  
\_\_\_\_\_.

Subscribed and sworn to

before me this day


Deborah K. Vail  
Signature

April 23, 2021  
Denise R Eck  
Notary public of

Deborah K. Vail  
(Type or print name of affiant under signature)

My Commission expires April 20, 2022

(Seal)





DOC #3

**AFFIRMATIVE ACTION AFFIDAVIT  
(P.L. 1975, C.127)**

**Company Name:** John Savoy & Son, Inc., DBA Savoy Contract Furniture

**Street:** 300 Howard Street, PO Box 248

**City, State, Zip Code:** Montoursville, PA 17754

**Proposal Certification:**

Indicate below company's compliance with New Jersey Affirmative Action regulations. Company's proposal will be accepted even if company is not in compliance at this time. No contract and/or purchase order may be issued, however, until all Affirmative Action requirements are met.

**Required Affirmative Action Evidence:**

Procurement, Professional & Service Contracts (Exhibit A)

Vendors must submit with proposal:

1. A photo copy of their Federal Letter of Affirmative Action Plan Approval

OR

2. A photo copy of their Certificate of Employee Information Report

OR

3. A complete Affirmative Action Employee Information Report (AA302) \_\_\_\_\_

**Public Work – Over \$50,000 Total Project Cost:**

A. No approved Federal or New Jersey Affirmative Action Plan. We will complete Report Form AA201-A upon receipt from the

B. Approved Federal or New Jersey Plan – certificate enclosed

*I further certify that the statements and information contained herein, are complete and correct to the best of my knowledge and belief.*

4/23/2021  
Date

Reborah K. Vail Controller  
Authorized Signature and Title

**P.L. 1995, c. 127 (N.J.A.C. 17:27)  
MANDATORY AFFIRMATIVE ACTION LANGUAGE**

**PROCUREMENT, PROFESSIONAL AND SERVICE  
CONTRACTS**

During the performance of this contract, the contractor agrees as follows:

The contractor or subcontractor, where applicable, will not discriminate against any employee or applicant for employment because of age, race, creed, color, national origin, ancestry, marital status, sex, affectional or sexual orientation. The contractor will take affirmative action to ensure that such applicants are recruited and employed, and that employees are treated during employment, without regard to their age, race, creed, color, national origin, ancestry, marital status, sex, affectional or sexual orientation. Such action shall include, but not be limited to the following: employment, upgrading, demotion, or transfer; recruitment or recruitment advertising; layoff or termination; rates of pay or other forms of compensation; and selection for training, including apprenticeship. The contractor agrees to post in conspicuous places, available to employees and applicants for employment, notices to be provided by the Public Agency Compliance Officer setting forth provisions of this non-discrimination clause.

The contractor or subcontractor, where applicable will, in all solicitations or advertisement for employees placed by or on behalf of the contractor, state that all qualified applicants will receive consideration for employment without regard to age, race, creed, color, national origin, ancestry, marital status, sex, affectional or sexual orientation.

The contractor or subcontractor, where applicable, will send to each labor union or representative of workers with which it has a collective bargaining agreement or other contract or understanding, a notice, to be provided by the agency contracting officer advising the labor union or workers' representative of the contractor's commitments under this act and shall post copies of the notice in conspicuous places available to employees and applicants for employment.

The contractor or subcontractor, where applicable, agrees to comply with any regulations promulgated by the Treasurer pursuant to P.L. 1975, c. 127, as amended and supplemented from time to time and the Americans with Disabilities Act.

The contractor or subcontractor agrees to attempt in good faith to employ minority and female workers trade consistent with the applicable county employment goal prescribed by N.J.A.C. 17:27-5.2 promulgated by the Treasurer pursuant to P.L. 1975, C.127, as amended and supplemented from time to time or in accordance with a binding determination of the applicable county employment goals determined by the Affirmative Action Office pursuant to N.J.A.C. 17:27-5.2 promulgated by the Treasurer pursuant to P.L. 1975, C.127, as amended and supplemented from time to time.

The contractor or subcontractor agrees to inform in writing appropriate recruitment agencies in the area, including employment agencies, placement bureaus, colleges, universities, labor unions, that it does not discriminate on the basis of age, creed, color, national origin, ancestry, marital status, sex, affectional or sexual orientation, and that it will discontinue the use of any recruitment agency which engages in direct or indirect discriminatory practices.

The contractor or subcontractor agrees to revise any of it testing procedures, if necessary, to assure that all personnel testing conforms with the principles of job-related testing, as established by the statutes and court decisions of the state of New Jersey and as established by applicable Federal law and applicable Federal court decisions.

The contractor or subcontractor agrees to review all procedures relating to transfer, upgrading, downgrading and lay-off to ensure that all such actions are taken without regard to age, creed, color, national origin, ancestry, marital status, sex, affectional or sexual orientation, and conform with the applicable employment goals, consistent with the statutes and court decisions of the State of New Jersey, and applicable Federal law and applicable Federal court decisions.

The contractor and its subcontractors shall furnish such reports or other documents to the Affirmative Action Office as may be requested by the office from time to time in order to carry out the purposes of these regulations, and public agencies shall furnish such information as may be requested by the Affirmative Action Office for conducting a compliance investigation pursuant to Subchapter 10 of the Administrative Code (NJAC 17:27).

---

Signature of Procurement Agent

## C. 271 POLITICAL CONTRIBUTION DISCLOSURE FORM

### Public Agency Instructions

This page provides guidance to public agencies entering into contracts with business entities that are required to file Political Contribution Disclosure forms with the agency. **It is not intended to be provided to contractors.** What follows are instructions on the use of form local units can provide to contractors that are required to disclose political contributions pursuant to N.J.S.A. 19:44A-20.26 (P.L. 2005, c. 271, s.2). Additional information on the process is available in Local Finance Notice 2006-1 ([http://www.nj.gov/dca/divisions/dlgs/resources/lfns\\_2006.html](http://www.nj.gov/dca/divisions/dlgs/resources/lfns_2006.html)). Please refer back to these instructions for the appropriate links, as the Local Finance Notices include links that are no longer operational.

1. The disclosure is required for all contracts in excess of \$17,500 that are **not awarded** pursuant to a “fair and open” process (N.J.S.A. 19:44A-20.7).
2. Due to the potential length of some contractor submissions, the public agency should consider allowing data to be submitted in electronic form (i.e., spreadsheet, pdf file, etc.). Submissions must be kept with the contract documents or in an appropriate computer file and be available for public access. **The form is worded to accept this alternate submission.** The text should be amended if electronic submission will not be allowed.
3. The submission must be **received from the contractor and** on file at least 10 days prior to award of the contract. Resolutions of award should reflect that the disclosure has been received and is on file.
4. The contractor must disclose contributions made to candidate and party committees covering a wide range of public agencies, including all public agencies that have elected officials in the county of the public agency, state legislative positions, and various state entities. The Division of Local Government Services recommends that contractors be provided a list of the affected agencies. This will assist contractors in determining the campaign and political committees of the officials and candidates affected by the disclosure.
  - a. The Division has prepared model disclosure forms for each county. They can be downloaded from the “County PCD Forms” link on the Pay-to-Play web site at <http://www.nj.gov/dca/divisions/dlgs/programs/lpcl.html#12>. They will be updated from time-to-time as necessary.
  - b. A public agency using these forms **should edit them to properly reflect the correct legislative district(s)**. As the forms are county-based, **they list all legislative districts in each county. Districts that do not represent the public agency should be removed from the lists.**
  - c. Some contractors may find it easier to provide a single list that covers all contributions, regardless of the county. These submissions are appropriate and should be accepted.
  - d. The form may be used “as-is”, subject to edits as described herein.
  - e. The “Contractor Instructions” sheet is intended to be provided with the form. It is recommended that the Instructions and the form be printed on the same piece of paper. The form notes that the Instructions are printed on the back of the form; where that is not the case, the text should be edited accordingly.
  - f. The form is a Word document and can be edited to meet local needs, and posted for download on web sites, used as an e-mail attachment, or provided as a printed document.
5. It is recommended that the contractor also complete a “Stockholder Disclosure Certification.” This will assist the local unit in its obligation to ensure that contractor did not make any prohibited contributions to the committees listed on the Business Entity Disclosure Certification in the 12 months prior to the contract (See Local Finance Notice 2006-7 for additional information on this obligation at [http://www.nj.gov/dca/divisions/dlgs/resources/lfns\\_2006.html](http://www.nj.gov/dca/divisions/dlgs/resources/lfns_2006.html)). A sample Certification form is part of this package and the instruction to complete it is included in the Contractor Instructions. NOTE: This section is not applicable to Boards of Education.

## A. 271 POLITICAL CONTRIBUTION DISCLOSURE FORM

### Contractor Instructions

Business entities (contractors) receiving contracts from a public agency that are NOT awarded pursuant to a "fair and open" process (defined at N.J.S.A. 19:44A-20.7) are subject to the provisions of P.L. 2005, c. 271, s.2 (N.J.S.A. 19:44A-20.26). This law provides that 10 days prior to the award of such a contract, the contractor shall disclose contributions to:

- any State, county, or municipal committee of a political party
- any legislative leadership committee<sup>\*</sup>
- any continuing political committee (a.k.a., political action committee)
- any candidate committee of a candidate for, or holder of, an elective office:
  - of the public entity awarding the contract
  - of that county in which that public entity is located
  - of another public entity within that county
  - or of a legislative district in which that public entity is located or, when the public entity is a county, of any legislative district which includes all or part of the county

The disclosure must list reportable contributions to any of the committees that exceed \$300 per election cycle that were made during the 12 months prior to award of the contract. See N.J.S.A. 19:44A-8 and 19:44A-16 for more details on reportable contributions.

N.J.S.A. 19:44A-20.26 itemizes the parties from whom contributions must be disclosed when a business entity is not a natural person. This includes the following:

- individuals with an "interest" ownership or control of more than 10% of the profits or assets of a business entity or 10% of the stock in the case of a business entity that is a corporation for profit
- all principals, partners, officers, or directors of the business entity or their spouses
- any subsidiaries directly or indirectly controlled by the business entity
- IRS Code Section 527 New Jersey based organizations, directly or indirectly controlled by the business entity and filing as continuing political committees, (PACs).

When the business entity is a natural person, "a contribution by that person's spouse or child, residing therewith, shall be deemed to be a contribution by the business entity." [N.J.S.A. 19:44A-20.26(b)] The contributor must be listed on the disclosure.

Any business entity that fails to comply with the disclosure provisions shall be subject to a fine imposed by ELEC in an amount to be determined by the Commission which may be based upon the amount that the business entity failed to report.

The enclosed list of agencies is provided to assist the contractor in identifying those public agencies whose elected official and/or candidate campaign committees are affected by the disclosure requirement. It is the contractor's responsibility to identify the specific committees to which contributions may have been made and need to be disclosed. The disclosed information may exceed the minimum requirement.

The enclosed form, a content-consistent facsimile, or an electronic data file containing the required details (along with a signed cover sheet) may be used as the contractor's submission and is disclosable to the public under the Open Public Records Act.

The contractor must also complete the attached Stockholder Disclosure Certification. This will assist the agency in meeting its obligations under the law. **NOTE: This section does not apply to Board of Education contracts.**

<sup>\*</sup> N.J.S.A. 19:44A-3(s): "The term "legislative leadership committee" means a committee established, authorized to be established, or designated by the President of the Senate, the Minority Leader of the Senate, the Speaker of the General Assembly or the Minority Leader of the General Assembly pursuant to section 16 of P.L.1993, c.65 (C.19:44A-10.1) for the purpose of receiving contributions and making expenditures."



DOC #4, continued

**List of Agencies with Elected Officials Required for Political Contribution Disclosure**  
**N.J.S.A. 19:44A-20.26**

**County Name:**

State: Governor, and Legislative Leadership Committees

Legislative District #s:

State Senator and two members of the General Assembly per district.

County:

Freeholders

County Clerk

Sheriff

{County Executive}

Surrogate

Municipalities (Mayor and members of governing body, regardless of title):

**USERS SHOULD CREATE THEIR OWN FORM, OR DOWNLOAD  
FROM THE PAY TO PLAY SECTION OF THE DLGS WEBSITE A  
COUNTY-BASED, CUSTOMIZABLE FORM.**

STOCKHOLDER DISCLOSURE CERTIFICATION

Name of Business:

[X] I certify that the list below contains the names and home addresses of all stockholders holding 10% or more of the issued and outstanding stock of the undersigned.

OR

[ ] I certify that no one stockholder owns 10% or more of the issued and outstanding stock of the undersigned.

Check the box that represents the type of business organization:

[ ] Partnership

[ ] Corporation

[X] Sole Proprietorship

[ ] Limited Partnership

[ ] Limited Liability Corporation

[ ] Limited Liability Partnership

[ ] Subchapter S Corporation

Sign and notarize the form below, and, if necessary, complete the stockholder list below.

Stockholders:

Table with 2 columns (Name, Home Address) and 3 rows. Row 1: Carol Savoy, Adam Savoy, 579 Primrose Ln., 2139 Stopper Dr., Montoursville, PA 17754. Rows 2 and 3 are empty.

Subscribed and sworn before me this 23rd day of April, 2021. (Notary Public) My Commission expires: April 20, 2022. Deborah K. Vail (Affiant) Deborah K. Vail Controller (Print name & title of affiant) (Corporate Seal)

Commonwealth of Pennsylvania - Notary Seal Denise R. Eck, Notary Public Lycoming County My commission expires April 20, 2022 Commission number 1044369 Member, Pennsylvania Association of Notaries

**Certification of Non-Involvement in Prohibited Activities in Iran**

Pursuant to N.J.S.A. 52:32-58, Offerors must certify that neither the Offeror, nor any of its parents, subsidiaries, and/or affiliates (as defined in N.J.S.A. 52:32 – 56(e) (3)), is listed on the Department of the Treasury’s List of Persons or Entities Engaging in Prohibited Investment Activities in Iran and that neither is involved in any of the investment activities set forth in N.J.S.A. 52:32 – 56(f).

Offerors wishing to do business in New Jersey through this contract must fill out the Certification of Non-Involvement in Prohibited Activities in Iran here:

[http://www.state.nj.us/humanservices/dfd/info/standard/fdc/disclosure\\_investmentact.pdf](http://www.state.nj.us/humanservices/dfd/info/standard/fdc/disclosure_investmentact.pdf).

Offerors should submit the above form completed with their proposal.



DOC #7

**NEW JERSEY BUSINESS REGISTRATION CERTIFICATE**  
**(N.J.S.A. 52:32-44)**

Offerors wishing to do business in New Jersey must submit their State Division of Revenue issued Business Registration Certificate with their proposal here. Failure to do so will disqualify the Offeror from offering products or services in New Jersey through any resulting contract.

<https://www.njportal.com/DOR/BusinessRegistration/>

DOC #8

**EEOAA EVIDENCE**

Equal Employment Opportunity/Affirmative Action  
Goods, Professional Services & General Service Projects

**EEO/AA Evidence**

Vendors are required to submit evidence of compliance with N.J.S.A. 10:5-31 et seq. and N.J.A.C. 17:27 in order to be considered a responsible vendor.

**One** of the following must be included with submission:

- Copy of Letter of Federal Approval
- Certificate of Employee Information Report
- Fully Executed Form AA302
- Fully Executed EEO-1 Report

See the guidelines at: [http://www.state.nj.us/treasury/contract\\_compliance/pdf/pa.pdf](http://www.state.nj.us/treasury/contract_compliance/pdf/pa.pdf) for further information.

I certify that my bid package includes the required evidence per the above list and State website.

Name: Deborah Vail Title: Contoller

Signature: Deborah Vail Date: 4/23/2021

**STATE OF NEW JERSEY**  
Division of Purchase & Property  
Contract Compliance Audit Unit  
EEO Monitoring Program

**EMPLOYEE INFORMATION REPORT**

**IMPORTANT-READ INSTRUCTIONS CAREFULLY BEFORE COMPLETING FORM. FAILURE TO PROPERLY COMPLETE THE ENTIRE FORM AND TO SUBMIT THE REQUIRED \$150.00 FEE MAY DELAY ISSUANCE OF YOUR CERTIFICATE. DO NOT SUBMIT EEO-1 REPORT FOR SECTION B; ITEM 11. For Instructions on completing the form, go to: [https://www.state.nj.us/treasury/contract\\_compliance/documents/pdf/forms/aa302ins.pdf](https://www.state.nj.us/treasury/contract_compliance/documents/pdf/forms/aa302ins.pdf)**

**SECTION A - COMPANY IDENTIFICATION**

1. FID. NO. OR SOCIAL SECURITY <b>24-0817525</b>	2. TYPE OF BUSINESS <input checked="" type="checkbox"/> 1. MFG <input type="checkbox"/> 2. SERVICE <input type="checkbox"/> 3. WHOLESALE <input type="checkbox"/> 4. RETAIL <input type="checkbox"/> 5. OTHER	3. TOTAL NO. EMPLOYEES IN THE ENTIRE COMPANY <b>104</b>
4. COMPANY NAME <b>John Savoy &amp; Son, Inc. DBA Savoy Contract Furniture</b>		
5. STREET <b>300 Howard Street</b>	CITY <b>Montoursville</b>	COUNTY <b>Lycoming</b>
	STATE <b>PA</b>	ZIP CODE <b>17754</b>
6. NAME OF PARENT OR AFFILIATED COMPANY (IF NONE, SO INDICATE) <b>OMNIA Partners</b>		
	CITY <b>Franklin</b>	COUNTY <b>Williamson</b>
	STATE <b>TN</b>	ZIP CODE <b>37067</b>
7. CHECK ONE: IS THE COMPANY: <input checked="" type="checkbox"/> SINGLE-ESTABLISHMENT EMPLOYER <input type="checkbox"/> MULTI-ESTABLISHMENT EMPLOYER		
8. IF MULTI-ESTABLISHMENT EMPLOYER, STATE THE NUMBER OF ESTABLISHMENTS IN NJ		
9. TOTAL NUMBER OF EMPLOYEES AT ESTABLISHMENT WHICH HAS BEEN AWARDED THE CONTRACT		<b>104</b>
10. PUBLIC AGENCY AWARDDING CONTRACT		
	CITY <b>Franklin</b>	COUNTY <b>Williamson</b>
	STATE <b>TN</b>	ZIP CODE <b>37067</b>
Official Use Only	DATE RECEIVED	ASSIGNED CERTIFICATION NUMBER

**SECTION B - EMPLOYMENT DATA**

11. Report all permanent, temporary and part-time employees ON YOUR OWN PAYROLL. Enter the appropriate figures on all lines and in all columns. Where there are no employees in a particular category, enter a zero. Include ALL employees, not just those in minority/non-minority categories, in columns 1, 2, & 3. **DO NOT SUBMIT AN EEO-1 REPORT.**

JOB CATEGORIES	ALL EMPLOYEES			PERMANENT MINORITY/NON-MINORITY EMPLOYEE BREAKDOWN											
	COL. 1 TOTAL (Cols. 2 & 3)	COL. 2 MALE	COL. 3 FEMALE	***** MALE *****					***** FEMALE *****						
				BLACK	HISPANIC	AMER. INDIAN	ASIAN	NON MIN.	BLACK	HISPANIC	AMER. INDIAN	ASIAN	NON MIN.		
Officials/ Managers	15	12	3						12						3
Professionals															
Technicians	1	1							1						
Sales Workers	1	1							1						
Office & Clerical	12	4	8						4						8
Craftworkers (Skilled)	12	8	4						8						4
Operatives (Semi-skilled)	50	35	15	4					31			1			14
Laborers (Unskilled)	13	11	2	1					10						2
Service Workers															
<b>TOTAL</b>	<b>104</b>	<b>72</b>	<b>32</b>	<b>5</b>					<b>67</b>			<b>1</b>			<b>31</b>
Total employment From previous Report (if any)															
Temporary & Part-Time Employees	The data below shall NOT be included in the figures for the appropriate categories above.														

12. HOW WAS INFORMATION AS TO RACE OR ETHNIC GROUP IN SECTION B OBTAINED? <input type="checkbox"/> 1. Visual Survey <input checked="" type="checkbox"/> 2. Employment Record <input type="checkbox"/> 3. Other (Specify)	14. IS THIS THE FIRST Employee Information Report Submitted? 1. YES <input checked="" type="checkbox"/> 2. NO <input type="checkbox"/>	15. IF NO, DATE LAST REPORT SUBMITTED MO. DAY YEAR
13. DATES OF PAYROLL PERIOD USED From: <b>04/18/2021</b> To: <b>04/24/2021</b>		

**SECTION C - SIGNATURE AND IDENTIFICATION**

16. NAME OF PERSON COMPLETING FORM (Print or Type) <b>Deborah K. Vail</b>	SIGNATURE 	TITLE <b>Controller</b>	DATE MO   DAY   YEAR <b>04   23   2021</b>
17. ADDRESS NO. & STREET <b>300 Howard Street</b>	CITY <b>Montoursville</b>	COUNTY <b>Lycoming</b>	STATE <b>PA</b>
	ZIP CODE <b>17754</b>	PHONE (AREA CODE, NO., EXTENSION) <b>570 - 368 - 2424</b>	

DOC #9  
MCBRIDE-PRINCIPLES



STATE OF NEW JERSEY DEPARTMENT OF THE TREASURY  
DIVISION OF PURCHASE AND PROPERTY

33 WEST STATE STREET, P.O. BOX 230  
TRENTON, NEW JERSEY 08625-0230

MACBRIDE PRINCIPALS FORM

John Savoy & Son, Inc.,  
DBA Savoy Contract Furniture

BID SOLICITATION #: 002343

VENDOR/BIDDER:

**VENDOR'S/BIDDER'S REQUIREMENT  
TO PROVIDE A CERTIFICATION IN COMPLIANCE WITH THE MACBRIDE PRINCIPALS  
AND NORTHERN IRELAND ACT OF 1989**

Pursuant to Public Law 1995, c. 134, a responsible Vendor/Bidder selected, after public bidding, by the Director of the Division of Purchase and Property, pursuant to N.J.S.A. 52:34-12, must complete the certification below by checking one of the two options listed below and signing where indicated. If a Vendor/Bidder that would otherwise be awarded a purchase, contract or agreement does not complete the certification, then the Director may determine, in accordance with applicable law and rules, that it is in the best interest of the State to award the purchase, contract or agreement to another Vendor/Bidder that has completed the certification and has submitted a bid within five (5) percent of the most advantageous bid. If the Director finds contractors to be in violation of the principals that are the subject of this law, he/she shall take such action as may be appropriate and provided by law, rule or contract, including but not limited to, imposing sanctions, seeking compliance, recovering damages, declaring the party in default and seeking debarment or suspension of the party.

I, the undersigned, on behalf the Vendor/Bidder, certify pursuant to N.J.S.A. 52:34-12.2 that:

**CHECK THE APPROPRIATE BOX**

The Vendor/Bidder has no business operations in Northern Ireland; or

*OR*

The Vendor/Bidder will take lawful steps in good faith to conduct any business operations it has in Northern Ireland in accordance with the MacBride principals of nondiscrimination in employment as set forth in section 2 of P.L. 1987, c. 177 (N.J.S.A. 52:18A-89.5) and in conformance with the United Kingdom's Fair Employment (Northern Ireland) Act of 1989, and permit independent monitoring of its compliance with those principals.

**CERTIFICATION**

I, the undersigned, certify that I am authorized to execute this certification on behalf of the Vendor/Bidder, that the foregoing information and any attachments hereto, to the best of my knowledge are true and complete. I acknowledge that the State of New Jersey is relying on the information contained herein, and that the Vendor/Bidder is under a continuing obligation from the date of this certification through the completion of any contract(s) with the State to notify the State in writing of any changes to the information contained herein; that I am aware that it is a criminal offense to make a false statement or misrepresentation in this certification. If I do so, I will be subject to criminal prosecution under the law, and it will constitute a material breach of my agreement(s) with the State, permitting the State to declare any contract(s) resulting from this certification to be void and unenforceable.

Signature

26 April 2021  
Date

Chris Frantz, Director of Marketing and Sales

Print Name and Title



# Savoy

CONTRACT FURNITURE®

## Product Guide

John Savoy & Son, Inc.  
DBA Savoy Contract Furniture  
300 Howard Street  
Montoursville, PA 17754

Effective April 8, 2021

# 2021 Product Guide

## Table of Contents

---

<b>Casegoods</b>	<b>Page</b>
New Work Surfaces	3
Aero Collection	4
Alchemy Collection	7
Apollo Collection	8
Beachcomber Collection	11
Contempo Collection	20
Homestead Collection	23
Madison Collection	30
Nittany Collection	38
Sedona Collection	47
Shaker Collection	56
Urban Collection	64
Woodcrest Collection	67

<b>Beds &amp; Related</b>	<b>Page</b>
Bunkable & Loftable Beds	75
Metal Beds	79
Bunking/Lofting Accessories	81
Captains Beds	82
Panel Beds	86
Headboards & Footboards	89
Mattresses & Box Springs	93
Misc. Bed Accessories	95
Heavy Duty Bed Options	96

<b>Chairs &amp; Tables</b>	<b>Page</b>
Desk/Dining/Conference Chairs	107
Bar/Café Stools	109
Task Chairs	111
All-Purpose Tables	113
Sedona Lounge, Dining & Study Tables	115
Occasional Tables	120
Media Centers	123

<b>Upholstery</b>	<b>Page</b>
Modular	131
Fully Upholstered	136
Wooden Arm Chairs	138
Open Arm Chairs	139
Additional Sleeping/Lounge Solutions	140
Additional Upholstery Options	140

<b>Options &amp; Accessories</b>	<b>Page</b>
Drawer Pull Options	141
Power Source Options	142
Customize Your Drawers	143
Additional Casegood Options	143
Construction Options	144

## Study Shield

Enclosed area for added privacy and social distancing, HPL work surface, birch/maple or oak veneer core plywood construction.

### Study Shield



Part Number	Description	W x D x H	WT
N-SHLD-3720-72-1	Study Shield Enclosed Work Station with 1 Shelf - Oak Veneer Core Plywood Construction	37 x 20 x 72	85
AP-SHLD-3720-72-1	Study Shield Enclosed Work Station with 1 Shelf - Maple/Birch Veneer Core Plywood Construction	37 x 20 x 72	85
N-SHLD-SHLF	Add an Additional Shelf to the Study Shield Enclosed Work Station - Oak Veneer Core Plywood Construction	37 x 20	30
AP-SHLD-SHLF	Add an Additional Shelf to the Study Shield Enclosed Work Station - Maple/Birch Veneer Core Plywood Construction	37 x 20	30

## Mini Cantilever Desks

HPL tops, Exposed plywood bullnose edge, birch/maple or oak veneer core plywood construction.

### Mini Cantilever Study Desk/Portable Work Station



Part Number	Description	W x D x H	WT
CDT-O	Mini Cantilever Study Desk/Portable Work Station - Oak Veneer Core Plywood Construction	20 x 20 x 27	25
CDT-M	Mini Cantilever Study Desk/Portable Work Station - Maple/Birch Veneer Core Plywood Construction	20 x 20 x 27	25

## Suspended Desks

HPL tops, Exposed plywood bullnose edge, birch/maple or oak veneer core plywood construction.

### Suspended Desktop/Work Station



Part Number	Description	W x D x H	WT
DTOP-O	Suspended Desktop/Work Station. Uses steel channel inserts in Savoy Smart Beds & Sedona Smart Beds. Can be used when bed is in the lofted position only. Oak Veneer Core Plywood Construction.	36 x 24 x 6	22
DTOP-M	Suspended Desktop/Work Station. Uses steel channel inserts in Savoy Smart Beds & Sedona Smart Beds. Can be used when bed is in the lofted position only. Maple/Birch Veneer Core Plywood Construction.	37 x 25 x 6	20

## Metal Cantilever Desk

HPL tops, wood edge banding, maple/birch or oak construction.

### Metal Cantilever Desk



Part Number	Description	W x D x H	WT
M-CSD-4224-M	Metal Cantilever Study Desk, 42"W with HPL Top, Wood Edge Banding, Steel Base, Maple/Birch Construction.	42 x 24 x 30	60
M-CSD-4224-O	Metal Cantilever Study Desk, 42"W with HPL Top, Wood Edge Banding, Steel Base, Oak Construction.	42 x 24 x 30	60
M-CSD-4524-M	Metal Cantilever Study Desk, 45"W with HPL Top, Wood Edge Banding, Steel Base, Maple/Birch Construction.	45 x 24 x 30	65
M-CSD-4524-O	Metal Cantilever Study Desk, 45"W with HPL Top, Wood Edge Banding, Steel Base, Oak Construction.	45 x 24 x 30	65

## The Aero Collection

HPL tops, PVC edge-banding, contour shaped drawer fronts, maple/birch veneer core plywood construction.

### Chests / Storage Units

#### 1 Drawer



Part Number	Description	W x D x H	WT
AE-1DC-3020STK	Aero 1 Drawer Stackable Chest, 30" W.	30 x 20 x 11	45
AE-1DC-3620STK	Aero 1 Drawer Stackable Chest, 36" W.	36 x 20 x 11	55

#### 2 Drawer

2 Drawer stackable chests can only be stacked 2 units high.



Part Number	Description	W x D x H	WT
AE-2DC-3020STK	Aero 2 Equal Drawer Stackable Chest, 30"W.	30 x 20 x 22	65
AE-2DC-3620STK	Aero 2 Equal Drawer Stackable Chest, 36"W.	36 x 20 x 22	75

#### Stackable Storage Unit

These units are to be used on top of 1 drawer & 2 drawer stackables only. Items cannot be stacked on top of these units.



Part Number	Description	W x D x H	WT
AE-2C-3020STK	Aero 2 Compartment Stackable Storage Unit, 30" W.	30 x 20 x 22	40
AE-2C-3620STK	Aero 2 Compartment Stackable Storage Unit, 36" W.	36 x 20 x 22	50

#### Stackable Unit with 2 Drawers and Top Open Compartment

These stacking units can only be stacked 2 units high.



Part Number	Description	W x D x H	WT
AE-2D1OC-3020STK	Aero Stackable Unit with 2 Drawers and Top Open Compartment, 30"W.	30 x 20 x 26	110
AE-2D1OC-3620STK	Aero Stackable Unit with 2 Drawers and Top Open Compartment, 36"W.	36 x 20 x 26	125

#### 3 Drawer



Part Number	Description	W x D x H	WT
AE-3DC-3020	Aero 3 Equal Drawer Chest, 30"W.	30 x 20 x 30	110
AE-3DC-3620	Aero 3 Equal Drawer Chest, 36"W.	36 x 20 x 30	125

#### 4 Drawer



Part Number	Description	W x D x H	WT
AE-4DC-3020	Aero 4 Equal Drawer Chest, 30"W.	30 x 20 x 38	120
AE-4DC-3620	Aero 4 Equal Drawer Chest, 36"W.	36 x 20 x 38	125



### Under Bed Storage Unit



Part Number	Description	W x D x H	WT
AE-2DWR	Aero Under Bed Storage. 2 Equal Drawers, Side-by-Side.	60 x 21 x 12	70

### Desks & Desktop Storage

#### Aero Alternative Workspace



Part Number	Description	W x D x H	WT
AE-3DCP-3024	Aero Alternative Workspace: 3 Equal Drawer Chest with Pull-Out Work Surface on Full Extension Slides, 30" W.	30 x 24 x 30	125

#### Cantilever Study Desk



Part Number	Description	W x D x H	WT
AE-CSD-3624	Aero Cantilever Study Desk, 36"W.	36 x 24 x 30	30
AE-CSD-4224	Aero Cantilever Study Desk, 42"W.	42 x 24 x 30	40
AE-CSD-4224-2OC	Aero Cantilever Study Desk w/2 Storage Compartments, 42"W.	42 x 24 x 30	65
AE-CSD-4224-1D1C	Aero Cantilever Study Desk w/1 Drawer & 1 Storage Compartment, 42"W.	42 x 24 x 30	65
AE-CSD-4224-2D	Aero Cantilever Study Desk w/2 Drawers, 42"W.	42 x 24 x 30	65



AE-CSD-4524	Aero Cantilever Study Desk, 45"W.	45 x 24 x 30	40
AE-CSD-4524-2OC	Aero Cantilever Study Desk w/2 Storage Compartments, 45"W.	45 x 24 x 30	45
AE-CSD-4524-1D1C	Aero Cantilever Study Desk w/1 Drawer & 1 Storage Compartment, 45"W.	45 x 24 x 30	70
AE-CSD-4524-2D	Aero Cantilever Study Desk w/2 Drawers, 45"W.	45 x 24 x 30	75

#### Contour Study Desk



Part Number	Description	W x D x H	WT
AE-3624	Aero Contour Study Desk, 36"W.	36 x 24 x 30	32
AE-4524	Aero Contour Study Desk, 45"W.	45 x 24 x 30	37
AE-SD-4524	Aero Contour Study Desk with Pencil Drawer, 45"W.	45 x 24 x 30	40

#### Desktop Storage Unit



Part Number	Description	W x D x H	WT
AE-OB3612-1	Aero Double Compartment Desktop Storage Unit, 36"W.	36 x 12 x 26	20
AE-OB4212-1	Aero Double Compartment Desktop Storage Unit, 42"W.	42 x 12 x 26	25
AE-OB4512-1	Aero Double Compartment Desktop Storage Unit, 45"W.	45 x 12 x 26	30

## Desk Pedestals/Nightstands

### Desk Pedestals/Nightstands



Part Number	Description	W x D x H	WT
AE-PED-2OC	Aero Nightstand/Pedestal with 2 Storage Shelves.	18 x 20.25 x 21	35
AE-PED-T	Aero Nightstand/Pedestal with Top Drawer and Storage Shelf Below.	18 x 21 x 21	40

## Wardrobes

### Double Door Wardrobes



Part Number	Description	W x D x H	WT
AE-DWD-3624-65	Aero 2 Compartment Wardrobe with 4 Storage Shelves, 36\"W.	36 x 24 x 65	180
AE-DWD-4224-65	Aero 2 Compartment Wardrobe with 4 Storage Shelves, 42\"W.	42 x 24 x 65	200









AE-DWD-3624-78-1	Aero 2 Compartment Wardrobe with 4 Storage Shelves & 1 Bottom Drawer, 36\"W.	36 x 24 x 78	210
AE-DWD-4224-78-1	Aero 2 Compartment Wardrobe with 4 Storage Shelves & 1 Bottom Drawer, 42\"W.	42 x 24 x 78	250

## The Alchemy Collection

Oak Veneer Core Premium Plywood, Matching Edge Banding, Satin Chrome & Brushed Nickel Metal Pulls.  
Maple/Birch Veneer Core Premium Plywood & Holes for Wire Management Available at No Additional Charge.

### Versatile Whole Room Solutions

	Part Number	Description	W x D x H	WT
	AL-MEDIACHEST	Alchemy Modular Three Drawer Chest with Shelf for TV/Additional Storage, Brushed Nickel Metal Bar Pull, 38" x 26 9/16" x 53 9/16"	38" x 26 9/16" x 53 9/16"	145
	AL-DESK	Alchemy Modular Desk with 4 Open Compartment Storage Spaces, 38" x 26 9/16" x 53 9/16"	38" x 26 9/16" x 53 9/16"	100
	AL-WARDROBE	Alchemy Modular Wardrobe with Clothes Rod, 38" x 26 9/16" x 53 9/16"	38" x 26 9/16" x 53 9/16"	90
	AL-LOFTBED	Alchemy Loft Bed with SR-2 Full-Length, Double Safety Rail. Metal Insert Channel System in End posts, Bolt-On Spring. Accepts a 36" x 80" Mattress (Extra LongTwin). 85 1/2" x 38 1/4" x 70 3/4" *Mattress is not included.	85 1/2" x 38 1/4" x 70 3/4"	140
	AL-STAIRS	Alchemy Modular Loft Bed Stairs with Two Drawers and Satin Chrome Inset Metal Pulls, 33 3/4" x 20" x 52"	33 3/4" x 20" x 52"	100
	AL-LADDER	Alchemy Attached Ladder for Loft Bed, 4 1/4" x 14 1/8" x 50 9/16"	4 1/4" x 14 1/8" x 50 9/16"	20

**\*PATENT PENDING**

## The Apollo Collection

HPL tops, exposed bullnose edges, decorative drawer/door cut outs, maple/birch veneer core plywood construction

### Chests / Storage Units

#### 1 Drawer



Part Number	Description	W x D x H	WT
AP-1DC-3020STK	Apollo 1 Drawer Stackable Chest, 30" W.	30 x 20 x 11	35
AP-1DC-3620STK	Apollo 1 Drawer Stackable Chest, 36" W.	36 x 20 x 11	40

#### 2 Drawer

2 Drawer stackable chests can only be stacked 2 units high.



Part Number	Description	W x D x H	WT
AP-2DC-3020STK	Apollo 2 Equal Drawer Stackable Chest, 30"W.	30 x 20 x 22	65
AP-2DC-3620STK	Apollo 2 Equal Drawer Stackable Chest, 36"W.	36 x 20 x 22	75

#### Stackable Storage Unit

These units are to be used on top of 1 drawer & 2 drawer stackables only. Items cannot be stacked on top of these units.



Part Number	Description	W x D x H	WT
AP-2C-3020STK	Apollo 2 Compartment Stackable Storage Unit, 30" W.	30 x 20 x 22	40
AP-2C-3620STK	Apollo 2 Compartment Stackable Storage Unit, 36" W.	36 x 20 x 22	50

#### Stackable Unit with 2 Drawers and Top Open Compartment

These stacking units can only be stacked 2 units high.



Part Number	Description	W x D x H	WT
AP-2D1OC-3020STK	Apollo Stackable Unit with 2 Drawers and Top Open Compartment, 30"W.	30 x 20 x 26	110
AP-2D1OC-3620STK	Apollo Stackable Unit with 2 Drawers and Top Open Compartment, 36"W.	36 x 20 x 26	125

#### 3 Drawer




Part Number	Description	W x D x H	WT
AP-3DC-3020	Apollo 3 Equal Drawer Chest, 30"W.	30 x 20 x 30	110
AP-3DC-3620	Apollo 3 Equal Drawer Chest, 36"W.	36 x 20 x 30	125

#### 4 Drawer




Part Number	Description	W x D x H	WT
AP-4DC-3020	Apollo 4 Equal Drawer Chest, 30"W.	30 x 20 x 38	120
AP-4DC-3620	Apollo 4 Equal Drawer Chest, 36"W.	36 x 20 x 38	125

### Under Bed Storage Unit




	Part Number	Description	W x D x H	WT
	AP-2DWR	Apollo Under Bed Storage. 2 Equal Drawers, Side-by-Side.	60 x 21 x 12	70

### Desks & Desktop Storage


#### Apollo Alternative Workspace

	Part Number	Description	W x D x H	WT
	AP-3DCP-3024	Apollo Alternative Workspace: 3 Equal Drawer Chest with Pull-Out Work Surface on Full Extension Slides, 30" W.	30 x 24 x 30	125

#### Cantilever Study Desk


	Part Number	Description	W x D x H	WT
	AP-CSD-3624	Apollo 36" Cantilever Desk.	36 x 24 x 30	30
	AP-CSD-4224	Apollo 42" Cantilever Desk.	42 x 24 x 30	40
	AP-CSD-4224-2OC	Apollo 42" Cantilever Desk w/2 Storage Compartments.	42 x 24 x 30	45
	AP-CSD-4224-1D1C	Apollo 42" Cantilever Desk w/1 Storage Compartment & 1 Drawer.	42 x 24 x 30	55
	AP-CSD-4224-2D	Apollo 42" Cantilever Desk w/2 Drawers	42 x 24 x 30	60
	AP-CSD-4524	Apollo 45" Cantilever Desk.	45 x 24 x 30	40
	AP-CSD-4524-2OC	Apollo 45" Cantilever Desk w/2 Storage Compartments.	45 x 24 x 30	45
	AP-CSD-4524-1D1C	Apollo 45" Cantilever Desk w/1 Storage Compartment & 1 Drawer.	45 x 24 x 30	60
	AP-CSD-4524-2D	Apollo 45" Cantilever Desk w/2 Drawers	45 x 24 x 30	65

#### Desktop Storage Unit

	Part Number	Description	W x D x H	WT
	AP-OB3612-1	Apollo Double Compartment Desktop Storage Unit, 36"W.	36 x 12 x 26	18
	AP-OB4212-1	Apollo Double Compartment Desktop Storage Unit, 42"W.	42 x 12 x 26	20
	AP-OB4512-1	Apollo Double Compartment Desktop Storage Unit, 45"W.	45 x 12 x 26	20

### Desk Pedestals/Nightstands

#### Desk Pedestals/Nightstands

	Part Number	Description	W x D x H	WT
	AP-PED-2OC	Apollo Nightstand/Pedestal with 2 Storage Shelves.	18.375 x 20.75 x 21	35
	AP-PED-T	Apollo Nightstand/Pedestal with Top Drawer and Storage Shelf Below.	18.375 x 21.375 x 21	40

## Wardrobes

### Double Door Wardrobes



Part Number	Description	W x D x H	WT
AP-DWD-3024-65	Apollo Double Door Wardrobe with Clothes Rod, 30"W.	30 x 24 x 65	130
AP-DWD-3624-65	Apollo Double Door Wardrobe with Clothes Rod, 36"W.	36 x 24 x 65	155
AP-DWD-4224-65	Apollo Double Door Wardrobe with Clothes Rod, 42"W.	42 x 24 x 65	180
AP-DWD-3624-78-1	Apollo Double Door Wardrobe with 1 Bottom Drawer & Clothes Rod, 36" W.	36 x 24 x 78	185
AP-DWD-4224-78-1	Apollo Double Door Wardrobe with 1 Bottom Drawer & Clothes Rod, 42" W.	42 x 24 x 78	220

### Wardrobe Chests



Part Number	Description	W x D x H	WT
AP-WC-3624-1-3	Apollo Wardrobe Chest with Double Door, 1 Large Bottom Drawer and 3 Drawers on Right Side, Interior Shelf and Clothes Rod, 36" W.	36 x 24 x 78	265
AP-WC-4224-1-3	Apollo Wardrobe Chest with Double Door, 1 Large Bottom Drawer and 3 Drawers on Right Side, Interior Shelf and Clothes Rod, 42" W.	42 x 24 x 78	290

### Wardrobe Options

Part Number	Description
OC	Apollo Wardrobe Option to Add Bottom Storage Compartment Behind Doors.
DWR	Apollo Wardrobe Option to Add a Bottom Drawer Below the Doors.

## The Beachcomber Collection

HPL tops, solid oak edges, full face frames with rounded corners, raised panel drawer fronts, oak construction.

### Chests / Storage Units

#### 1 Drawer



Part Number	Description	W x D x H	WT
BC-1DC-3020STK	Beachcomber 1 Drawer Stackable Chest, 30" W.	30 x 20 x 11	45
BC-1DC-3620STK	Beachcomber 1 Drawer Stackable Chest, 36" W.	36 x 20 x 11	55

#### 2 Drawer

2 Drawer stackable chests can only be stacked 2 units high.



Part Number	Description	W x D x H	WT
BC-2DC-3020STK	Beachcomber 2 Equal Drawer Stackable Chest, 30" W.	30 x 20 x 22	65
BC-2DC-3620STK	Beachcomber 2 Equal Drawer Stackable Chest, 36" W.	36 x 20 x 22	75



BC-2DC-3020	Beachcomber 2 Equal Drawer Chest, 30" W.	30 x 20 x 22	65
BC-2DC-3620	Beachcomber 2 Equal Drawer Chest, 36" W.	36 x 20 x 22	75

#### 3 Drawer



Part Number	Description	W x D x H	WT
BC-3DC-2220	Beachcomber 3 Equal Drawer Chest, 22" W.	22 x 20 x 30	95
BC-3DC-3020	Beachcomber 3 Equal Drawer Chest, 30" W.	30 x 20 x 30	110
BC-3DC-3024	Beachcomber 3 Equal Drawer Chest, 24" Deep.	30 x 24 x 30	115
BC-3DC-3620	Beachcomber 3 Equal Drawer Chest, 36" W.	36 x 20 x 30	125
BC-3DC-4420	Beachcomber 3 Equal Drawer Chest, 44" W.	44 x 20 x 30	140

#### 4 Drawer



Part Number	Description	W x D x H	WT
BC-4DC-3020	Beachcomber 4 Equal Drawer Chest, 30" W.	30 x 20 x 38	120
BC-4DC-3620	Beachcomber 4 Equal Drawer Chest, 36" W.	36 x 20 x 38	125

### 5 Drawer



Part Number	Description	W x D x H	WT
BC-5DC-3020	Beachcomber 5 Equal Drawer Chest, 30" W.	30 x 20 x 46	130
BC-5DC-3620	Beachcomber 5 Equal Drawer Chest, 36" W.	36 x 20 x 46	145

### 6 Drawer



Part Number	Description	W x D x H	WT
BC-6DC-3020	Beachcomber 6 Equal Drawer Chest, 30" W.	30 x 20 x 54	140
BC-6DC-3620	Beachcomber 6 Equal Drawer Chest, 36" W.	36 x 20 x 54	155



BC-D6D-4820	Beachcomber Dresser. 6 Equal Drawers, 3 Side by Side, 48" W.	48 x 20 x 30	125
BC-D6D-6020	Beachcomber Dresser. 6 Equal Drawers, 3 Side by Side, 60" W.	60 x 20 x 30	155

### 8 Drawer



BC-D8D-6020	Beachcomber Dresser. 8 Equal Drawers, 4 Side by Side, 60" W.	60 x 20 x 39	165
-------------	--------------------------------------------------------------	--------------	-----

### Stackable Storage Unit

These units are to be used on top of 1 drawer & 2 drawer stackables only. Items cannot be stacked on top of these units.

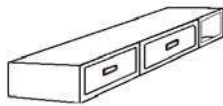


Part Number	Description	W x D x H	WT
BC-2C-3020STK	Beachcomber 2 Compartment Stackable Storage Unit, 30" W.	30 x 20 x 22	40
BC-2C-3620STK	Beachcomber 2 Compartment Stackable Storage Unit, 36" W.	36 x 20 x 22	50

### Under Bed Storage Unit

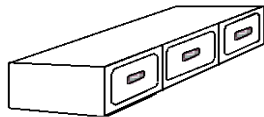


Part Number	Description	W x D x H	WT
BC-2DWR60	Beachcomber 2 Drawer Under Bed Unit - Side by Side, 60" W.	60 x 21 x 11	70



BC-2DWR	Beachcomber 2 Drawer Under Bed Unit - Side by Side, 81" W.	81 x 21 x 12	95
---------	------------------------------------------------------------	--------------	----

BC-3DWR	Beachcomber 3 Drawer Under Bed Unit, 81"W.	81 x 21 x 12	115
---------	--------------------------------------------	--------------	-----



BC-4DWR	Beachcomber 4 Drawer Under Bed Unit, 81"W.	81 x 21 x 18	125
---------	--------------------------------------------	--------------	-----


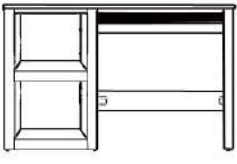


BC-4DWR-1C	Beachcomber 4 Drawer Under Bed Unit with Compartment Door, 81"W.	81 x 21 x 18	130
------------	------------------------------------------------------------------	--------------	-----



## Desks & Desktop Storage

### Panel End Pedestal Desks

	Part Number	Description	W x D x H	WT
	BC-DKP-4224-4-3E	Beachcomber Panel End Pedestal Desk with 3 Boxes Drawers and Pencil Drawer in Knee Space.	42 x 24 x 30	115
	BC-DKP-4524-4-3E	Beachcomber Panel End Pedestal Desk with 3 Boxes Drawers and Pencil Drawer in Knee Space.	45 x 24 x 30	125
	BC-DKP-4824-4-3E	Beachcomber Panel End Pedestal Desk with 3 Boxes Drawers and Pencil Drawer in Knee Space.	48 x 24 x 30	135
	BC-DKP-4224-4	Beachcomber Panel End Pedestal Desk with 2 Boxes and 1 File Drawer, Pencil Drawer in Knee Space.	42 x 24 x 30	115
	BC-DKP-4524-4	Beachcomber Panel End Pedestal Desk with 2 Boxes and 1 File Drawer, Pencil Drawer in Knee Space.	45 x 24 x 30	125
	BC-DKP-4824-4	Beachcomber Panel End Pedestal Desk with 2 Boxes and 1 File Drawer, Pencil Drawer in Knee Space.	48 x 24 x 30	135
	BC-DKPC-4224-4	Beachcomber Panel End Pedestal Desk with 2 Boxes and 1 File Drawer, Computer Drawer in Knee Space.	42 x 24 x 30	115
	BC-DKPC-4524-4	Beachcomber Panel End Pedestal Desk with 2 Boxes and 1 File Drawer, Computer Drawer in Knee Space.	45 x 24 x 30	125
	BC-DKPC-4824-4	Beachcomber Panel End Pedestal Desk with 2 Boxes and 1 File Drawer, Computer Drawer in Knee Space.	48 x 24 x 30	135
	BC-DKPT-4224-S	Beachcomber Panel End Pedestal Desk with 2 Open Compartments and 1 Adjustable Shelf, Pull Out Tray in Knee Space.	42 x 24 x 30	105
	BC-DKPT-4524-S	Beachcomber Panel End Pedestal Desk with 2 Open Compartments and 1 Adjustable Shelf, Pull Out Tray in Knee Space.	45 x 24 x 30	115
	BC-DKPT-4824-S	Beachcomber Panel End Pedestal Desk with 2 Open Compartments and 1 Adjustable Shelf, Pull Out Tray in Knee Space.	48 x 24 x 30	125
	BC-DKPT-4224-T	Beachcomber Panel End Pedestal Desk with 1 Top Drawer and Open Compartment Below, Pull Out Tray in Knee Space.	42 x 24 x 30	110
	BC-DKPT-4524-T	Beachcomber Panel End Pedestal Desk with 1 Top Drawer and Open Compartment Below, Pull Out Tray in Knee Space.	45 x 24 x 30	120
	BC-DKPT-4824-T	Beachcomber Panel End Pedestal Desk with 1 Top Drawer and Open Compartment Below, Pull Out Tray in Knee Space.	48 x 24 x 30	125

### Pedestal Desks w/Open Leg



Part Number	Description	W x D x H	WT
BC-L-DKP-4224-4-3E	Beachcomber Pedestal Desk with Open Leg End and 3 Box Drawers, Pencil Drawer in Knee Space.	42 x 24 x 30	115
BC-L-DKP-4524-4-3E	Beachcomber Pedestal Desk with Open Leg End and 3 Box Drawers, Pencil Drawer in Knee Space.	45 x 24 x 30	125
BC-L-DKP-4824-4-3E	Beachcomber Pedestal Desk with Open Leg End and 3 Box Drawers, Pencil Drawer in Knee Space.	48 x 24 x 30	135



BC-L-DKP-4224-4	Beachcomber Pedestal Desk with Open Leg End and 2 Boxes and 1 File Drawer, Pencil Drawer in Knee Space.	42 x 24 x 30	115
BC-L-DKP-4524-4	Beachcomber Pedestal Desk with Open Leg End and 2 Boxes and 1 File Drawer, Pencil Drawer in Knee Space.	45 x 24 x 30	125
BC-L-DKP-4824-4	Beachcomber Pedestal Desk with Open Leg End and 2 Boxes and 1 File Drawer, Pencil Drawer in Knee Space.	48 x 24 x 30	135

### Drop Lid Desks



Part Number	Description	W x D x H	WT
BC-DLKR-3024-3-60	Beachcomber Drop Lid Desk. Recessed Drop Lid, 3 Drawers, 1 Fixed shelf and Wire Management Access.	30 x 24 x 60	125
BC-DLKR-3024-3-78	Beachcomber Drop Lid Desk. Recessed Drop Lid, 3 Drawers, 1 Fixed and 1 Adjustable Shelf, Wire Management Access.	30 x 24 x 78	150

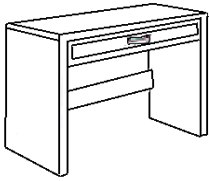
### Study Desks



Part Number	Description	W x D x H	WT
BC-L-SD-3624	Beachcomber 36" Study Desk with Open Legs and Pencil Drawer.	36 x 24 x 30	65
BC-L-SD-4224	Beachcomber 42" Study Desk with Open Legs and Pencil Drawer.	42 x 24 x 30	70
BC-L-SD-4524	Beachcomber 45" Study Desk with Open Legs and Pencil Drawer.	45 x 24 x 30	75
BC-L-SD-4824	Beachcomber 48" Study Desk with Open Legs and Pencil Drawer.	48 x 24 x 30	80



BC-L-SDT-3624	Beachcomber 36" Study Desk with Open Legs and Pull Out Tray.	36 x 24 x 30	55
BC-L-SDT-4224	Beachcomber 42" Study Desk with Open Legs and Pull Out Tray.	42 x 24 x 30	65
BC-L-SDT-4524	Beachcomber 45" Study Desk with Open Legs and Pull Out Tray.	45 x 24 x 30	75
BC-L-SDT-4824	Beachcomber 48" Study Desk with Open Legs and Pull Out Tray.	48 x 24 x 30	80



BC-SD-3624	Beachcomber 36" Study Desk with Pencil Drawer.	36 x 24 x 30	65
BC-SD-4224	Beachcomber 42" Study Desk with Pencil Drawer.	42 x 24 x 30	75
BC-SD-4524	Beachcomber 45" Study Desk with Pencil Drawer.	45 x 24 x 30	85
BC-SD-4824	Beachcomber 48" Study Desk with Pencil Drawer.	48 x 24 x 30	90



BC-SDT-3624	Beachcomber 36" Study Desk with Pull Out Tray.	36 x 24 x 30	65
BC-SDT-4224	Beachcomber 42" Study Desk with Pull Out Tray.	42 x 24 x 30	75
BC-SDT-4524	Beachcomber 45" Study Desk with Pull Out Tray.	45 x 24 x 30	85
BC-SDT-4824	Beachcomber 48" Study Desk with Pull Out Tray.	48 x 24 x 30	90

### Single Shelf Carrel



Part Number	Description	W x D x H	WT
BC-OB-3612-1	Beachcomber Single Shelf Carrel Open Back, 36" W.	36 x 12 x 26	20
BC-OB-4212-1	Beachcomber Single Shelf Carrel Open Back, 42" W.	42 x 12 x 26	25
BC-OB-4512-1	Beachcomber Single Shelf Carrel Open Back, 45" W.	45 x 12 x 26	30
BC-OB-4812-1	Beachcomber Single Shelf Carrel Open Back, 48" W.	48 x 12 x 26	35



BC-CB-3612-1	Beachcomber Single Shelf Carrel Closed Back, 36" W.	36 x 12 x 26	25
BC-CB-4212-1	Beachcomber Single Shelf Carrel Closed Back, 42" W.	42 x 12 x 26	30
BC-CB-4512-1	Beachcomber Single Shelf Carrel Closed Back, 45" W.	45 x 12 x 26	35
BC-CB-4812-1	Beachcomber Single Shelf Carrel Closed Back, 48" W.	48 x 12 x 26	40

### Double Shelf Carrel



Part Number	Description	W x D x H	WT
BC-OB-3612-2	Beachcomber Double Shelf Carrel Open Back, 36" W.	36 x 12 x 29	25
BC-OB-4212-2	Beachcomber Double Shelf Carrel Open Back, 42" W.	42 x 12 x 29	30
BC-OB-4512-2	Beachcomber Double Shelf Carrel Open Back, 45" W.	45 x 12 x 29	35
BC-OB-4812-2	Beachcomber Double Shelf Carrel Open Back, 48" W.	48 x 12 x 29	40



BC-CB-3612-2	Beachcomber Double Shelf Carrel Closed Back, 36" W.	36 x 12 x 29	30
BC-CB-4212-2	Beachcomber Double Shelf Carrel Closed Back, 42" W.	42 x 12 x 29	35
BC-CB-4512-2	Beachcomber Double Shelf Carrel Closed Back, 45" W.	45 x 12 x 29	40
BC-CB-4812-2	Beachcomber Double Shelf Carrel Closed Back, 48" W.	48 x 12 x 29	45

## Desk Pedestals/Nightstands

### Desk Pedestals



Part Number	Description	W x D x H	WT
BC-2DWRPED	Beachcomber Desk Pedestal with 1 Box and 1 File Drawer.	18.5 x 22 x 23	50
BC-PED-2E	Beachcomber Desk Pedestal with 2 Equal Size Drawers.	18.5 x 22 x 23	55
BC-PED-3	Beachcomber Desk Pedestal with 3 Equal Size Drawers.	18.5 x 22 x 23	60
BC-PED-S	Beachcomber Desk Pedestal with 2 Open Compartments.	18.5 x 22 x 23	40
BC-PED-T	Beachcomber Desk Pedestal with Top Drawer and Open Compartment.	18.5 x 22 x 23	50
BC-SU3024	Beachcomber Desk Side Storage with 1 Fixed Shelf. 30" H.	30 x 24 x 30	50

### Nightstands



Part Number	Description	W x D x H	WT
BC-2BC-2020	Beachcomber Nightstand with 2 Equal Size Drawers.	22 x 20 x 24	50
BC-BCD-2020	Beachcomber Nightstand with Top Drawer and Open Compartment Below.	22 x 20 x 24	40
BC-BCDD-2020	Beachcomber Nightstand with Top Drawer and Compartment Door.	22 x 20 x 24	45

## Wardrobes

### Single Door Wardrobes

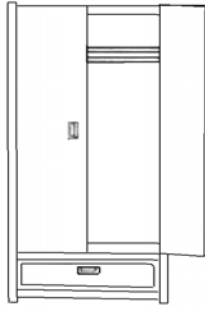


Part Number	Description	W x D x H	WT
BC-SW-2424-60	Beachcomber Single Door Wardrobe with Interior Shelf and Clothes Rod, 24" W, 60" H.	24 x 24 x 60	100
BC-SW-2424-78	Beachcomber Single Door Wardrobe with Interior Shelf and Clothes Rod, 24" W, 78" H.	24 x 24 x 78	110
BC-SW-2424-60-1	Beachcomber Single Door Wardrobe with 1 Bottom Drawer and Clothes Rod, 24" W, 60" H.	24 x 24 x 60	115
BC-SW-2424-78-1	Beachcomber Single Door Wardrobe with 1 Bottom Drawer, Interior Shelf and Clothes Rod, 24" W, 78" H.	24 x 24 x 78	125
BC-SW-2424-78-2	Beachcomber Single Door Wardrobe with 2 Bottom Drawers, Interior Shelf and Clothes Rod, 24" W, 78" H.	24 x 24 x 78	135

## Double Door Wardrobes



Part Number	Description	W x D x H	WT
BC-DWD-3024-60	Beachcomber Double Door Wardrobe with Interior Shelf and Clothes Rod 30" W, 60" H.	30 x 24 x 60	125
BC-DWD-3024-78	Beachcomber Double Door Wardrobe with Interior Shelf and Clothes Rod, 30" W, 78" H.	30 x 24 x 78	135
BC-DWD-3624-60	Beachcomber Double Door Wardrobe with Interior Shelf and Clothes Rod, 36" W, 60" H.	36 x 24 x 60	150
BC-DWD-3624-78	Beachcomber Double Door Wardrobe with Interior Shelf and Clothes Rod, 36" W, 78" H.	36 x 24 x 78	160
BC-DWD-4224-60	Beachcomber Double Door Wardrobe with Interior Shelf and Clothes Rod, 42" W, 60" H.	42 x 24 x 60	175
BC-DWD-4224-78	Beachcomber Double Door Wardrobe with Interior Shelf and Clothes Rod, 42" W, 78" H.	42 x 24 x 78	185



BC-DWD-3024-60-1	Beachcomber Double Door Wardrobe with 1 Bottom Drawer, Clothes Rod, 30" W, 60" H.	30 x 24 x 60	175
BC-DWD-3024-78-1	Beachcomber Double Door Wardrobe with 1 Bottom Drawer, Interior Shelf and Clothes Rod, 30" W, 78" H.	30 x 24 x 78	185
BC-DWD-3624-60-1	Beachcomber Double Door Wardrobe with 1 Bottom Drawer, Interior Shelf and Clothes Rod, 36" W, 60" H.	36 x 24 x 60	175
BC-DWD-3624-78-1	Beachcomber Double Door Wardrobe with 1 Bottom Drawer, Interior Shelf and Clothes Rod, 36" W, 78" H.	36 x 24 x 78	185
BC-DWD-4224-78-1	Beachcomber Double Door Wardrobe with 1 Bottom Drawer, Interior Shelf and Clothes Rod, 42" W, 78" H.	42 x 24 x 78	220



BC-DWD-3024-78-2	Beachcomber Double Door Wardrobe with 2 Bottom Drawers, Interior Shelf and Clothes Rod, 30" W, 78" H.	30 x 24 x 78	165
BC-DWD-3624-78-2	Beachcomber Double Door Wardrobe with 2 Bottom Drawers, Interior Shelf and Clothes Rod, 36" W, 78" H.	36 x 24 x 78	195
BC-DWD-4224-78-2	Beachcomber Double Door Wardrobe with 2 Bottom Drawers, Interior Shelf and Clothes Rod, 42"W, 78"H	42 x 24 x 78	230
BC-DWD-4224-78-4	Beachcomber Double Door Wardrobe with 4 Bottom Drawers (2 Sets of 2 Side by Side), Interior Shelf and Clothes Rod.	42 x 24 x 78	250

## Wardrobe Chests



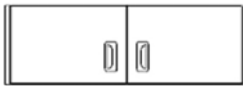
Part Number	Description	W x D x H	WT
BC-WC-3624-1-3	Beachcomber Wardrobe Chest with Double Door and 1 Large Bottom Drawer and 3 Drawers on Right Side, Interior Shelf and Clothes Rod, 36" W.	36 x 24 x 78	275
BC-WC-4224-1-3	Beachcomber Wardrobe Chest with Double Door and 1 Large Bottom Drawer and 3 Drawers on Right Side, Interior Shelf and Clothes Rod, 42" W.	42 x 24 x 78	300

**ADA Wardrobes**



Part Number	Description	W x D x H	WT
BC-SH-4848-3	Beachcomber. ADA/Special Needs Wardrobe with 48" W Double Sliding Door, 3 Interior Drawers on Right, Clothes Rod on Left Side at Arm Length Height, Full Extension Slides on Drawer for Ease of Access. 48x24x48 (Compartment above drawer) 22-3/4x19-1/2x18	48 x 24 x 48	180
BC-SH-4848-3L	Beachcomber. ADA/Special Needs Wardrobe with 48" W Double Sliding Door, 3 Interior Drawers on Right, Clothes Rod on Left Side at Arm Length Height, Full Extension Slides on Drawer for Ease of Access. 48x24x48 (Compartment above drawer) 22-3/4x19-1/2x18 with Locking Capability	48 x 24 x 48	180

**Wardrobe Options**



Part Number	Description	W x D x H	WT
BC-3024-SU	Beachcomber Wardrobe Option. 2 Door Top Storage Unit, 30" W.	30 x 24 x 12	30
BC-3624-SU	Beachcomber Wardrobe Option. 2 Door Top Storage Unit, 36" W.	36 x 24 x 12	35
BC-4224-SU	Beachcomber Wardrobe Option. 2 Door Top Storage Unit, 42" W.	42 x 24 x 12	40
BC-3D-INS15	Beachcomber Wardrobe Option. 3 Drawer Cabinet Insert, Attaches to Right Side, Standard (fits 30" x 24" wardrobes).	15 x 19.5 x 24	50
BC-3D-INS18	Beachcomber Wardrobe Option. 3 Drawer Cabinet Insert, Attaches to Right Side, Standard (fits 36" x 24" wardrobes).	18 x 19.5 x 24	55
BC-3D-INS21	Beachcomber Wardrobe Option. 3 Drawer Cabinet Insert, Attaches to Right Side, Standard (fits 42" x 24" wardrobes).	21 x 19.5 x 24	60



## Bookcases



Part Number	Description	W x D x H	WT
BC-BC-3612-2	Beachcomber Freestanding Bookcase with 1 Fixed Shelf and 1 Adjustable Shelf.	36 x 12 x 30	50



BC-BC-3612-3	Beachcomber Freestanding Bookcase with 1 Fixed Shelf and 2 Adjustable Shelves.	36 x 12 x 44	65
--------------	--------------------------------------------------------------------------------	--------------	----



BC-BC-3612-4	Beachcomber Freestanding Bookcase with 2 Fixed Shelves and 2 Adjustable Shelves.	36 x 12 x 59	75
--------------	----------------------------------------------------------------------------------	--------------	----

Manufacturer Recommendation Tipping Danger: Savoy Contract Furniture (R) Strongly recommends that all bookshelves 42"H in height and over be permanently affixed to a wall in accordance with ANSI/BIFMA standards, section X5.9.9.2. This will ensure proper and safe utilization over life of the product.

## Mirrors



Part Number	Description	W x D x H	WT
BC-M1855	Beachcomber Mirror. Solid Oak Frame with ANSI Back, 55" H.	18 x 1 x 55	35
BC-M2236	Beachcomber Mirror. Solid Oak Frame with ANSI Back, 36" H.	22 x 1 x 36	25
BC-M2545	Beachcomber Mirror. Solid Oak Frame with ANSI Back, 45" H.	25 x 1 x 45	40

## The Contempo Collection

Laminate panels, black PVC edge banding, brushed nickel geometric pulls.

### Stackable Chests/Storage Units

Side panels on all Contempo stackable units will be made from veneer core plywood in one of our standard finishes.

#### 1 Drawer Stackable Chests



Part Number	Description	W x D x H	WT
C2-1DC-3020STK	Contempo 1 Drawer Stackable Chest, 30" W	30 x 20 x 11	55
C2-1DC-3620STK	Contempo 1 Drawer Stackable Chest, 36" W	36 x 20 x 11	65

#### 2 Drawer Stackable Chests

2 Drawer stackable chests can only be stacked 2 units high.



Part Number	Description	W x D x H	WT
C2-2DC-3020STK	Contempo 2 Equal Drawer Stackable Chest, 30" W.	30 x 20 x 22	75
C2-2DC-3620STK	Contempo 2 Equal Drawer Stackable Chest, 36" W.	36 x 20 x 22	85

#### Stackable Unit with 2 Drawers and Top Open Compartment

These stacking units can only be stacked 2 units high.



Part Number	Description	W x D x H	WT
C2-2D1OC-3020STK	Contempo Stackable Unit with 2 Drawers and Top Open Compartment, 30"W.	30 x 20 x 26	110
C2-2D1OC-3620STK	Contempo Stackable Unit with 2 Drawers and Top Open Compartment, 36"W.	36 x 20 x 26	125

#### Stackable Compartment Storage Unit

These units are to be used on top of 1 drawer & 2 drawer stackables only. Items cannot be stacked on top of these units.



Part Number	Description	W x D x H	WT
C2-2C-3020STK	Contempo 2 Compartment Stackable Storage Unit, 30" W.	30 x 20 x 22	45
C2-2C-3620STK	Contempo 2 Compartment Stackable Storage Unit, 36" W.	36 x 20 x 22	55

### Traditional Chests/Storage Units

#### 2 Drawer



Part Number	Description	W x D x H	WT
C2-2DC-3020	Contempo 2 Equal Drawer Chest, 30" W.	30 x 20 x 22	75
C2-2DC-3620	Contempo 2 Equal Drawer Chest, 36" W.	36 x 20 x 22	85

#### 3 Drawer



Part Number	Description	W x D x H	WT
C2-3DC-3020	Contempo 3 Equal Drawer Chest, 30" W.	30 x 20 x 30	135
C2-3DC-3620	Contempo 3 Equal Drawer Chest, 36" W.	36 x 20 x 30	155

#### 4 Drawer



Part Number	Description	W x D x H	WT
C2-4DC-3020	Contempo 4 Equal Drawer Chest, 30" W.	30 x 20 x 38	150
C2-4DC-3620	Contempo 4 Equal Drawer Chest, 36" W.	36 x 20 x 38	155



### Under Bed Storage Unit



Part Number	Description	W x D x H	WT
C2-2DWR	Contempo 2 Drawer Under Bed Unit - Side by Side.	81 x 21 x 12	115
C2-3DWR	Contempo 3 Drawer Under Bed Unit - Side by Side.	81 x 20 x 11	125
C2-4DWR	Contempo 4 Drawer Under Bed Unit.	81 x 21 x 18	155

### Media Center

#### Media Center



Part Number	Description	W x D x H	WT
C2-TV-3624-2D	Contempo Media Stand with 2 Doors (shelf behind door) and Top Shelf.	36 x 24 x 32	115

### Desks & Desktop Storage

#### Alternative Workspace



Part Number	Description	W x D x H	WT
C2-3DCP-3024	Contempo Alternative Workspace: 3 Equal Drawer Chest with Pull-Out Work Surface on Full Extension Slides, 30" W.	30 x 24 x 30	8

#### Panel End Pedestal Desks



Part Number	Description	W x D x H	WT
C2-DKP-4224-4-3E	Contempo Panel End Pedestal Desk with 3 Box Drawers and Pencil Drawer in Knee Space.	42 x 24 x 30	115
C2-DKP-4524-4-3E	Contempo Panel End Pedestal Desk with 3 Box Drawers and Pencil Drawer in Knee Space.	45 x 24 x 30	125

#### Study Desks



Part Number	Description	W x D x H	WT
C2-SD-3624	Contempo 36" Study Desk with Pencil Drawer.	36 x 24 x 30	60
C2-SD-4224	Contempo 42" Study Desk with Pencil Drawer.	42 x 24 x 30	70
C2-SD-4524	Contempo 45" Study Desk with Pencil Drawer.	45 x 24 x 30	80

#### Desktop Storage Unit



Part Number	Description	W x D x H	WT
C2-DSU-3612	Contempo Desktop Storage Unit, 36" W.	36 x 12 x 26	30
C2-DSU-4212	Contempo Desktop Storage Unit, 42" W.	42 x 12 x 26	35
C2-DSU-4512	Contempo Desktop Storage Unit, 45" W.	45 x 12 x 26	40

## Desk Pedestals/Nightstands

### Desk Pedestals/Nightstands



Part Number	Description	W x D x H	WT
C2-2DWRPED	Contempo Desk Pedestal with 1 Box and 1 File Drawer.	18.5 x 22 x 23	60
C2-PED-2E	Contempo Desk Pedestal with 2 Equal Drawers.	18.5 x 22 x 23	70
C2-PED-3	Contempo Desk Pedestal with 3 Equal Drawers.	18.5 x 22 x 23	75
C2-PED-S	Contempo Desk Pedestal with 2 Open Compartments.	18.5 x 22 x 23	50
C2-PED-T	Contempo Desk Pedestal with Top Drawer and Open Compartment.	18.5 x 22 x 23	60

## Wardrobes

### Double Door Wardrobes



Part Number	Description	W x D x H	WT
C2-DWD-3624-60	Contempo Double Door Wardrobe with Interior Shelf and Clothes Rod, 36" W, 60" H.	36 x 24 x 60	185
C2-DWD-3624-78	Contempo Double Door Wardrobe with Interior Shelf and Clothes Rod, 36" W, 78" H.	36 x 24 x 78	200
C2-DWD-4224-60	Contempo Double Door Wardrobe with Interior Shelf and Clothes Rod, 42" W, 60" H.	42 x 24 x 60	215
C2-DWD-4224-78	Contempo Double Door Wardrobe with Interior Shelf and Clothes Rod, 42" W, 78" H.	42 x 24 x 78	230
C2-DWD-3624-78-1	Contempo Double Door Wardrobe with 1 Bottom Drawer, Interior Shelf and Clothes Rod, 36" W, 78" H.	36 x 24 x 78	230
C2-DWD-4224-78-1	Contempo Double Door Wardrobe with 1 Bottom Drawer, Interior Shelf and Clothes Rod, 42" W, 78" H.	42 x 24 x 78	275
C2-DWD-3624-78-2	Contempo Double Door Wardrobe with 2 Bottom Drawers, Interior Shelf and Clothes Rod, 36" W, 78" H.	36 x 24 x 78	240
C2-DWD-4224-78-2	Contempo Double Door Wardrobe with 2 Bottom Drawers, Interior Shelf and Clothes Rod, 42" W, 78" H.	42 x 24 x 78	285

# The Homestead Collection

HPL tops, oak bullnose edges, plywood drawer fronts with solid oak overlay drawer pulls, oak veneer core plywood construction.

## Chests / Storage Units

### 1 Drawer



Part Number	Description	W x D x H	WT
HO-1DC-3020STK	Homestead 1 Drawer Stackable Chest, 30" W.	30 x 20 x 11	45
HO-1DC-3620STK	Homestead 1 Drawer Stackable Chest, 36" W.	36 x 20 x 11	55

### 2 Drawer

2 Drawer stackable chests can only be stacked 2 units high.



Part Number	Description	W x D x H	WT
HO-2DC-3020STK	Homestead 2 Equal Drawer Stackable Chest, 30" W.	30 x 20 x 22	65
HO-2DC-3620STK	Homestead 2 Equal Drawer Stackable Chest, 36" W.	36 x 20 x 22	75



HO-2DC-3020	Homestead 2 Equal Drawer Chest, 30" W.	30 x 20 x 22	65
HO-2DC-3620	Homestead 2 Equal Drawer Chest, 36" W.	36 x 20 x 22	75

### 3 Drawer



Part Number	Description	W x D x H	WT
HO-3DC-2220	Homestead 3 Equal Drawer Chest, 22" W.	22 x 20 x 30	95
HO-3DC-3020	Homestead 3 Equal Drawer Chest, 30" W.	30 x 20 x 30	110
HO-3DC-3024	Homestead 3 Equal Drawer Chest, 24" Deep.	30 x 24 x 30	115
HO-3DC-3620	Homestead 3 Equal Drawer Chest, 36" W.	36 x 20 x 30	125
HO-3DC-4420	Homestead 3 Equal Drawer Chest, 44" W.	44 x 20 x 30	140

### 4 Drawer



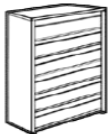
Part Number	Description	W x D x H	WT
HO-4DC-3020	Homestead 4 Equal Drawer Chest, 30" W.	30 x 20 x 38	120
HO-4DC-3620	Homestead 4 Equal Drawer Chest, 36" W.	36 x 20 x 38	125

### 5 Drawer



Part Number	Description	W x D x H	WT
HO-5DC-3020	Homestead 5 Equal Drawer Chest, 30" W.	30 x 20 x 47	130
HO-5DC-3620	Homestead 5 Equal Drawer Chest, 36" W.	36 x 20 x 47	145

### 6 Drawer



Part Number	Description	W x D x H	WT
HO-6DC-3020	Homestead 6 Equal Drawer Chest, 30" W.	30 x 20 x 57	140
HO-6DC-3620	Homestead 6 Equal Drawer Chest, 36" W.	36 x 20 x 57	155



HO-D6D-4820	Homestead Dresser. 6 Equal Drawers, 3 Side by Side, 48" W.	48 x 20 x 30	125
-------------	------------------------------------------------------------	--------------	-----



HO-D6D-6020	Homestead Dresser. 6 Equal Drawers, 3 Side by Side, 60" W.	60 x 20 x 30	155
-------------	------------------------------------------------------------	--------------	-----

### 8 Drawer



Part Number	Description	W x D x H	WT
HO-D8D-6020	Homestead Dresser. 8 Equal Drawers, 4 Side by Side, 60" W.	60 x 20 x 39	165

### Stackable Storage Unit

These units are to be used on top of 1 drawer & 2 drawer stackables only. Items cannot be stacked on top of these units.



Part Number	Description	W x D x H	WT
HO-2C-3020STK	Homestead 2 Compartment Stackable Storage Unit, 30" W	30 x 20 x 22	40
HO-2C-3620STK	Homestead 2 Compartment Stackable Storage Unit, 36" W	36 x 20 x 22	50

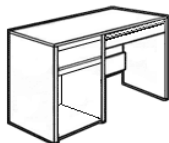
### Under Bed Storage Unit



Part Number	Description	W x D x H	WT
HO-2DWR	Homestead Under Bed Storage. 2 Drawer Under Bed Unit - Side by Side.	81 x 21 x 12	95
HO-3DWR	Homestead Under Bed Storage. 3 Drawer Under Bed Unit - Side by Side.	81 x 20 x 11	100
HO-4DWR	Homestead Under Bed Storage. 4 Drawer Under Bed Unit.	81 x 21 x 18	125
HO-4DWR-1C	Homestead Under Bed Storage. 4 Drawer Under Bed Unit w/ Compartment Door.	81 x 21 x 18	130

### Desks & Desktop Storage

#### Panel End Pedestal Desks



Part Number	Description	W x D x H	WT
HO-DKP-4224-4-3E	Homestead Panel End Pedestal Desk with 3 Box Drawers and Pencil Drawer in Knee Space.	42 x 24 x 30	115
HO-DKP-4524-4-3E	Homestead Panel End Pedestal Desk with 3 Box Drawers and Pencil Drawer in Knee Space.	45 x 24 x 30	125
HO-DKP-4824-4-3E	Homestead Panel End Pedestal Desk with 3 Box Drawers and Pencil Drawer in Knee Space.	48 x 24 x 30	135
HO-DKP-4224-4	Homestead Panel End Pedestal Desk with 2 Boxes and 1 File Drawer, Pencil Drawer in Knee Space.	42 x 24 x 30	115
HO-DKP-4524-4	Homestead Panel End Pedestal Desk with 2 Boxes and 1 File Drawer, Pencil Drawer in Knee Space.	45 x 24 x 30	125
HO-DKP-4824-4	Homestead Panel End Pedestal Desk with 2 Boxes and 1 File Drawer, Pencil Drawer in Knee Space.	48 x 24 x 30	135
HO-DKPC-4224-4	Homestead Panel End Pedestal Desk with 2 Boxes and 1 File Drawer, Computer Drawer in Knee Space.	42 x 24 x 30	115
HO-DKPC-4524-4	Homestead Panel End Pedestal Desk with 2 Boxes and 1 File Drawer, Computer Drawer in Knee Space.	45 x 24 x 30	125
HO-DKPC-4824-4	Homestead Panel End Pedestal Desk with 2 Boxes and 1 File Drawer, Computer Drawer in Knee Space.	48 x 24 x 30	135
HO-DKPT-4224-T	Homestead Panel End Pedestal Desk with 1 Top Drawer and Open Compartment Below, Pull Out Tray in Knee Space.	42 x 24 x 30	100
HO-DKPT-4524-T	Homestead Panel End Pedestal Desk with 1 Top Drawer and Open Compartment Below, Pull Out Tray in Knee Space.	45 x 24 x 30	110
HO-DKPT-4824-T	Homestead Panel End Pedestal Desk with 1 Top Drawer and Open Compartment Below, Pull Out Tray in Knee Space.	48 x 24 x 30	120



HO-DKPT-4224-S	Homestead Panel End Pedestal Desk with 2 Open Compartments and 1 Adjustable Shelf, Pull Out Tray in Knee Space.	42 x 24 x 30	95
HO-DKPT-4524-S	Homestead Panel End Pedestal Desk with 2 Open Compartments and 1 Adjustable Shelf, Pull Out Tray in Knee Space.	45 x 24 x 30	105
HO-DKPT-4824-S	Homestead Panel End Pedestal Desk with 2 Open Compartments and 1 Adjustable Shelf, Pull Out Tray in Knee Space.	48 x 24 x 30	115

### Pedestal Desks w/Open Leg



Part Number	Description	W x D x H	WT
HO-L-DKP-4224-4-3E	Homestead Pedestal Desk with Open Leg End and 3 Box Drawers, Pencil Drawer in Knee Space.	42 x 24 x 30	110
HO-L-DKP-4524-4-3E	Homestead Pedestal Desk with Open Leg End and 3 Box Drawers, Pencil Drawer in Knee Space.	45 x 24 x 30	120
HO-L-DKP-4824-4-3E	Homestead Pedestal Desk with Open Leg End and 3 Box Drawers, Pencil Drawer in Knee Space.	48 x 24 x 30	130



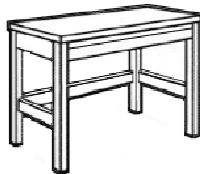
HO-L-DKP-4224-4	Homestead Pedestal Desk with Open Leg End and 2 Boxes and 1 File Drawer, Pencil Drawer in Knee Space.	42 x 24 x 30	110
HO-L-DKP-4524-4	Homestead Pedestal Desk with Open Leg End and 2 Boxes and 1 File Drawer, Pencil Drawer in Knee Space.	45 x 24 x 30	120
HO-L-DKP-4824-4	Homestead Pedestal Desk with Open Leg End and 2 Boxes and 1 File Drawer, Pencil Drawer in Knee Space.	48 x 24 x 30	130

### Drop Lid Desks



Part Number	Description	W x D x H	WT
HO-DLKR-3024-3-60	Homestead Drop Lid Desk with Recessed Drop Lid, 3 Drawers, 1 Fixed Shelf and Wire Management Access.	30 x 24 x 60	125
HO-DLKR-3024-3-78	Homestead Drop Lid Desk with Recessed Drop Lid, 3 Drawers, 1 Fixed and 1 Adjustable Shelf and Wire Management Access.	30 x 24 x 78	150

### Study Desks



Part Number	Description	W x D x H	WT
HO-L-SD-3624	Homestead 36" Study Desk with Open Legs and Pencil Drawer.	36 x 24 x 30	65
HO-L-SD-4224	Homestead 42" Study Desk with Open Legs and Pencil Drawer.	42 x 24 x 30	70
HO-L-SD-4524	Homestead 45" Study Desk with Open Legs and Pencil Drawer.	45 x 24 x 30	75
HO-L-SD-4824	Homestead 48" Study Desk with Open Legs and Pencil Drawer.	48 x 24 x 30	80



HO-L-SDT-3624	Homestead 36" Study Desk with Open Legs and Pull Out Tray.	36 x 24 x 30	55
HO-L-SDT-4224	Homestead 42" Study Desk with Open Legs and Pull Out Tray.	42 x 24 x 30	65
HO-L-SDT-4524	Homestead 45" Study Desk with Open Legs and Pull Out Tray.	45 x 24 x 30	75
HO-L-SDT-4824	Homestead 48" Study Desk with Open Legs and Pull Out Tray.	48 x 24 x 30	85



HO-SD-3624	Homestead 36" Study Desk with Pencil Drawer.	36 x 24 x 30	60
HO-SD-4224	Homestead 42" Study Desk with Pencil Drawer.	42 x 24 x 30	65
HO-SD-4524	Homestead 45" Study Desk with Pencil Drawer.	45 x 24 x 30	75
HO-SD-4824	Homestead 48" Study Desk with Pencil Drawer.	48 x 24 x 30	80



HO-SDT-3624	Homestead 36" Study Desk with Pull Out Tray.	36 x 24 x 30	60
HO-SDT-4224	Homestead 42" Study Desk with Pull Out Tray.	42 x 24 x 30	65
HO-SDT-4524	Homestead 45" Study Desk with Pull Out Tray.	45 x 24 x 30	75
HO-SDT-4824	Homestead 48" Study Desk with Pull Out Tray.	48 x 24 x 30	80

### Single Shelf Carrel



Part Number	Description	W x D x H	WT
HO-OB-3612-1	Homestead Single Shelf Carrel with Open Back, 36" W.	36 x 12 x 26	20
HO-OB-4212-1	Homestead Single Shelf Carrel with Open Back, 42" W.	42 x 12 x 26	25
HO-OB-4512-1	Homestead Single Shelf Carrel with Open Back, 45" W.	45 x 12 x 26	30
HO-OB-4812-1	Homestead Single Shelf Carrel with Open Back, 48" W.	48 x 12 x 26	35



HO-CB-3612-1	Homestead Single Shelf Carrel with Closed Back, 36" W.	36 x 12 x 26	25
HO-CB-4212-1	Homestead Single Shelf Carrel with Closed Back, 42" W.	42 x 12 x 26	30
HO-CB-4512-1	Homestead Single Shelf Carrel with Closed Back, 45" W.	45 x 12 x 26	35
HO-CB-4812-1	Homestead Single Shelf Carrel with Closed Back, 48" W.	48 x 12 x 26	40

### Double Shelf Carrel



Part Number	Description	W x D x H	WT
HO-OB-3612-2	Homestead Double Shelf Carrel with Open Back, 36" W.	36 x 12 x 29	30
HO-OB-4212-2	Homestead Double Shelf Carrel with Open Back, 42" W.	42 x 12 x 29	35
HO-OB-4512-2	Homestead Double Shelf Carrel with Open Back, 45" W.	45 x 12 x 29	40
HO-OB-4812-2	Homestead Double Shelf Carrel with Open Back, 48" W.	48 x 12 x 29	45



HO-CB-3612-2	Homestead Double Shelf Carrel with Closed Back, 36" W.	36 x 12 x 29	35
HO-CB-4212-2	Homestead Double Shelf Carrel with Closed Back, 42" W.	42 x 12 x 29	40
HO-CB-4512-2	Homestead Double Shelf Carrel with Closed Back, 45" W.	45 x 12 x 29	45
HO-CB-4812-2	Homestead Double Shelf Carrel with Closed Back, 48" W.	48 x 12 x 29	50

## Desk Pedestals/Nightstands

### Desk Pedestals



Part Number	Description	W x D x H	WT
HO-2DWRPED	Homestead Desk Pedestal with 1 Box and 1 File Drawer.	18.5 x 22 x 23	50
HO-PED-2E	Homestead Desk Pedestal with 2 Equal Size Drawers.	18.5 x 22 x 23	55
HO-PED-3	Homestead Desk Pedestal with 3 Equal Size Drawers.	18.5 x 22 x 23	60
HO-PED-S	Homestead Desk Pedestal with 2 Open Compartments.	18.5 x 22 x 23	40
HO-PED-T	Homestead Desk Pedestal with Top Drawer and Open Compartment.	18.5 x 22 x 23	50
HO-SU3024	Homestead Desk Side Storage with 1 Fixed Shelf, 30" H.	30 x 24 x 30	50


### Nightstands



Part Number	Description	W x D x H	WT
HO-2BC-2020	Homestead Nightstand with 2 Equal Size Drawers.	22 x 20 x 24	50
HO-BCD-2020	Homestead Nightstand with Top Drawer and Open Compartment Below.	22 x 20 x 24	40
HO-BCDD-2020	Homestead Nightstand with Top Drawer and Compartment Door.	22 x 20 x 24	45

## Wardrobes

### Single Door Wardrobes



Part Number	Description	W x D x H	WT
HO-SW-2424-60	Homestead Single Door Wardrobe with Interior Shelf and Clothes Rod, 24" W, 60" H.	24 x 24 x 60	100
HO-SW-2424-78	Homestead Single Door Wardrobe with Interior Shelf and Clothes Rod, 24" W, 78" H.	24 x 24 x 78	110
HO-SW-2424-60-1	Homestead Single Door Wardrobe with 1 Bottom Drawer and Clothes Rod, 24" W, 60" H.	24 x 24 x 60	115
HO-SW-2424-78-1	Homestead Single Door Wardrobe with 1 Bottom Drawer, Interior Shelf and Clothes Rod, 24" W, 78" H.	24 x 24 x 78	125
HO-SW-2424-78-2	Homestead Single Door Wardrobe with 2 Bottom Drawers, Interior Shelf and Clothes Rod, 24" W, 78" H.	24 x 24 x 78	135

### Double Door Wardrobes



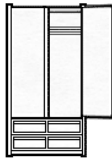
Part Number	Description	W x D x H	WT
HO-DWD-3024-60	Homestead Double Door Wardrobe with Interior Shelf and Clothes Rod, 30" W, 60" H.	30 x 24 x 60	125
HO-DWD-3024-78	Homestead Double Door Wardrobe with Interior Shelf and Clothes Rod, 30" W, 78" H.	30 x 24 x 78	135
HO-DWD-3624-60	Homestead Double Door Wardrobe with Interior Shelf and Clothes Rod, 36" W, 60" H.	36 x 24 x 60	150
HO-DWD-3624-78	Homestead Double Door Wardrobe with Interior Shelf and Clothes Rod, 36" W, 78" H.	36 x 24 x 78	160
HO-DWD-4224-60	Homestead Double Door Wardrobe with Interior Shelf and Clothes Rod, 42" W, 60" H.	42 x 24 x 60	175
HO-DWD-4224-78	Homestead Double Door Wardrobe with Interior Shelf and Clothes Rod, 42" W, 78" H.	42 x 24 x 78	185



HO-DWD-3024-60-1	Homestead Double Door Wardrobe with 1 Bottom Drawer and Clothes Rod, 30" W, 60" H.	30 x 24 x 60	145
HO-DWD-3624-60-1	Homestead Double Door Wardrobe with 1 Bottom Drawer and Clothes Rod, 36" W, 60" H.	36 x 24 x 60	175
HO-DWD-3024-78-1	Homestead Double Door Wardrobe with 1 Bottom Drawer, Interior Shelf and Clothes Rod, 30" W, 78" H.	30 x 24 x 78	155
HO-DWD-3624-78-1	Homestead Double Door Wardrobe with 1 Bottom Drawer, Interior Shelf and Clothes Rod, 36" W, 78" H.	36 x 24 x 78	185



HO-DWD-4224-78-1	Homestead Double Door Wardrobe with 1 Bottom Drawer, Interior Shelf and Clothes Rod, 42" W, 78" H.	42 x 24 x 78	220
HO-DWD-3024-78-2	Homestead Double Door Wardrobe with 2 Bottom Drawers, Interior Shelf and Clothes Rod, 30" W, 78" H.	30 x 24 x 78	165
HO-DWD-3624-78-2	Homestead Double Door Wardrobe with 2 Bottom Drawers, Interior Shelf and Clothes Rod, 36" W, 78" H.	36 x 24 x 78	195



HO-DWD-4224-78-2	Homestead Double Door Wardrobe with 2 Bottom Drawers, Interior Shelf and Clothes Rod, 42" W, 78" H.	42 x 24 x 78	230
HO-DWD-4224-78-4	Homestead Double Door Wardrobe with 4 Bottom Drawers (2 sets of 2 side by side), Interior Shelf and Clothes Rod.	42 x 24 x 78	250

**Wardrobe Chests**



Part Number	Description	W x D x H	WT
HO-WC-3624-1-3	Homestead Wardrobe Chest with Double Door and 1 Large Bottom Drawer and 3 Drawers on Right Side, Interior Shelf and Clothes Rod.	36 x 24 x 78	250
HO-WC-4224-1-3	Homestead Wardrobe Chest with Double Door and 1 Large Bottom Drawer and 3 Drawers on Right Side, Interior Shelf and Clothes Rod.	42 x 24 x 78	275

**ADA Wardrobes**



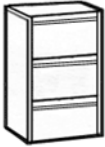
Part Number	Description	W x D x H	WT
HO-SH-4848-3	Homestead ADA/Special Needs Wardrobe with 48"W Double Sliding Door, 3 Interior Drawers on Right, Clothes Rod on Left Side. Full Extension Slides on Drawer for ease of access, Clothes Rod Arm Length Height.	48 x 24 x 48	180
HO-SH-4848-3L	Homestead ADA/Special Needs Wardrobe with 48"W Double Sliding Door, 3 Interior Drawers on Right, Clothes Rod on Left Side. Full Extension Slides on Drawer for ease of access, Clothes Rod Arm Length Height.	48 x 24 x 48	180



## Wardrobe Options



Part Number	Description	W x D x H	WT
HO-3024-SU	Homestead Wardrobe Option. 2 Door Top Storage Unit, 30" W.	30 x 24 x 12	30
HO-3624-SU	Homestead Wardrobe Option. 2 Door Top Storage Unit, 36" W.	36 x 24 x 12	35
HO-4224-SU	Homestead Wardrobe Option. 2 Door Top Storage Unit, 42" W.	42 x 24 x 12	40
HO-3D-INS15	Homestead Wardrobe Option. 3 Drawer Cabinet Insert, Attaches to Right Side Standard (fits 30" x 24" wardrobes).	15 x 19.5 x 24	50
HO-3D-INS18	Homestead Wardrobe Option. 3 Drawer Cabinet Insert, Attaches to Right Side Standard (fits 36" x 24" wardrobes).	18 x 19.5 x 24	55
HO-3D-INS21	Homestead Wardrobe Option. 3 Drawer Cabinet Insert, Attaches to Right Side Standard (fits 42" x 24" wardrobes).	21 x 19.5 x 24	60



## Bookcases



Part Number	Description	W x D x H	WT
HO-BC-3612-2	Homestead Freestanding Bookcase with 1 Fixed Shelf and 1 Adjustable Shelf.	36 x 12 x 30	50
HO-BC-3612-3	Homestead Freestanding Bookcase with 1 Fixed Shelf and 2 Adjustable Shelves.	36 x 12 x 44	65
HO-BC-3612-4	Homestead Freestanding Bookcase with 2 Fixed Shelves and 2 Adjustable Shelves.	36 x 12 x 59	75



Manufacturer Recommendation Tipping Danger: Savoy Contract Furniture (R) Strongly recommends that all bookshelves 42"H in height and over be permanently affixed to a wall in accordance with ANSI/BIFMA standards, section X5.9.9.2. This will ensure proper and safe utilization over life of the product.

## Mirrors



Part Number	Description	W x D x H	WT
HO-M1855	Homestead Mirror. Solid Oak Frame with ANSI Back, 55" H	18 x .75 x 55	35
HO-M2236	Homestead Mirror. Solid Oak Frame with ANSI Back, 36" H	22 x .75 x 36	25
HO-M2545	Homestead Mirror. Solid Oak Frame with ANSI Back, 45" H	25 x .75 x 45	40

## The Madison Collection

HPL tops, raised panel, solid oak drawer fronts, oak veneer core plywood construction.

### Chests / Storage Units

#### 1 Drawer



Part Number	Description	W x D x H	WT
MA-1DC-3020STK	Madison 1 Drawer Stackable Chest, 30" W.	30 x 20 x 11	50
MA-1DC-3620STK	Madison 1 Drawer Stackable Chest, 36" W.	36 x 20 x 11	60

#### 2 Drawer

2 Drawer stackable chests can only be stacked 2 units high.



Part Number	Description	W x D x H	WT
MA-2DC-3020STK	Madison 2 Equal Drawer Stackable Chest, 30" W.	30 x 20 x 22	75
MA-2DC-3620STK	Madison 2 Equal Drawer Stackable Chest, 36" W.	36 x 20 x 22	85



MA-2DC-3020	Madison 2 Equal Drawer Chest, 30" W.	30 x 20 x 22	75
MA-2DC-3620	Madison 2 Equal Drawer Chest, 36" W.	36 x 20 x 22	85

#### 3 Drawer

Part Number	Description	W x D x H	WT
MA-3DC-2220	Madison Three Drawer Chest with 2 Equal Size Drawers with Smaller Top Drawer, 22" W.	22 x 20 x 30	105
MA-3DC-3020	Madison Three Drawer Chest with 2 Equal Size Drawers with Smaller Top Drawer, 30" W.	30 x 20 x 30	120
MA-3DC-3024	Madison Three Drawer Chest with 2 Equal Size Drawers with Smaller Top Drawer, 24" D.	30 x 24 x 30	125
MA-3DC-3620	Madison Three Drawer Chest with 2 Equal Size Drawers with Smaller Top Drawer, 36" W.	36 x 20 x 30	135
MA-3DC-4420	Madison Three Drawer Chest with 2 Equal Size Drawers with Smaller Top Drawer, 44" W.	44 x 20 x 30	150



#### 4 Drawer

Part Number	Description	W x D x H	WT
MA-4DC-3020	Madison Four Drawer Chest with 3 Equal Size Drawers with Smaller Top Drawer, 30" W.	30 x 20 x 38	130
MA-4DC-3620	Madison Four Drawer Chest with 3 Equal Size Drawers with Smaller Top Drawer, 36" W.	36 x 20 x 38	135



#### 5 Drawer

Part Number	Description	W x D x H	WT
MA-5DC-3020	Madison Five Drawer Chest with 4 Equal Size Drawers with Smaller Top Drawer, 30" W.	30 x 20 x 47	140
MA-5DC-3620	Madison Five Drawer Chest with 4 Equal Size Drawers with Smaller Top Drawer, 36" W.	36 x 20 x 47	155



### 6 Drawer



Part Number	Description	W x D x H	WT
MA-6DC-3020	Madison Six Drawer Chest with 5 Equal Size Drawers with Smaller Top Drawer, 30" W.	30 x 20 x 57	150

MA-6DC-3620	Madison Six Drawer Chest with 5 Equal Size Drawers with Smaller Top Drawer, 36" W.	36 x 20 x 57	165
-------------	------------------------------------------------------------------------------------	--------------	-----



MA-D6D-4820	Madison Dresser. 6 Equal Size Drawers, 3 Side by Side, 48" W.	48 x 20 x 30	135
-------------	---------------------------------------------------------------	--------------	-----

MA-D6D-6020	Madison Dresser. 6 Equal Size Drawers, 3 Side by Side, 60" W.	60 x 20 x 30	170
-------------	---------------------------------------------------------------	--------------	-----

### 8 Drawer



Part Number	Description	W x D x H	WT
MA-D8D-6020	Madison Dresser. 8 Equal Size Drawers, 4 Side by Side, 60" W.	60 x 20 x 37	180

### Stackable Storage Unit

These units are to be used on top of 1 drawer & 2 drawer stackables only. Items cannot be stacked on top of these units.



Part Number	Description	W x D x H	WT
MA-2C-3020STK	Madison 2 Compartment Stackable Chest, 30" W. HPL top. Std.	30 x 20 x 22	45

MA-2C-3620STK	Madison 2 Compartment Stackable Chest, 36" W. HPL top. Std.	36 x 20 x 22	55
---------------	-------------------------------------------------------------	--------------	----

### Under Bed Storage Unit



Part Number	Description	W x D x H	WT
MA-2DWR	Madison 2 Drawer Under Bed Unit - Side by Side.	81 x 21 x 12	105

MA-2DWR60	Madison 2 Drawer Under Bed Unit - Side by Side.	60 x 21 x 12	105
-----------	-------------------------------------------------	--------------	-----

MA-3DWR	Madison 3 Drawer Under Bed Unit - Side by Side.	81 x 21 x 12	110
---------	-------------------------------------------------	--------------	-----





MA-4DWR	Madison 4 Drawer Under Bed Unit.	81 x 21 x 18	135
---------	----------------------------------	--------------	-----

MA-4DWR-1C	Madison 4 Drawer Under Bed Unit with Compartment Door.	81 x 21 x 18	140
------------	--------------------------------------------------------	--------------	-----

## Desks & Desktop Storage

### Panel End Pedestal Desks

	Part Number	Description	W x D x H	WT
	MA-DKP-4224-4-3E	Madison Panel End Pedestal Desk with 3 Box Drawers, and Pencil Drawer in Knee Space.	42 x 24 x 30	115
	MA-DKP-4524-4-3E	Madison Panel End Pedestal Desk with 3 Box Drawers, and Pencil Drawer in Knee Space.	45 x 24 x 30	125
	MA-DKP-4824-4-3E	Madison Panel End Pedestal Desk with 3 Box Drawers, and Pencil Drawer in Knee Space.	48 x 24 x 30	135
	MA-DKP-4224-4	Madison Panel End Pedestal Desk with 2 Box and 1 File Drawer Pedestal, Pencil Drawer in Knee Space.	42 x 24 x 30	115
	MA-DKP-4524-4	Madison Panel End Pedestal Desk with 2 Box and 1 File Drawer Pedestal, Pencil Drawer in Knee Space.	45 x 24 x 30	125
	MA-DKP-4824-4	Madison Panel End Pedestal Desk with 2 Box and 1 File Drawer Pedestal, Pencil Drawer in Knee Space.	48 x 24 x 30	135
	MA-DKPC-4224-4	Madison Panel End Pedestal Desk with 2 Box and 1 File Drawer, Computer Drawer in Knee Space.	42 x 24 x 30	115
	MA-DKPC-4524-4	Madison Panel End Pedestal Desk with 2 Box and 1 File Drawer, Computer Drawer in Knee Space.	45 x 24 x 30	125
	MA-DKPC-4824-4	Madison Panel End Pedestal Desk with 2 Box and 1 File Drawer, Computer Drawer in Knee Space.	48 x 24 x 30	135
	MA-DKPT-4224-S	Madison Panel End Pedestal Desk with 2 Open Compartments and 1 Adjustable Shelf, Pull Out Tray in Knee Space.	42 x 24 x 30	100
	MA-DKPT-4524-S	Madison Panel End Pedestal Desk with 2 Open Compartments and 1 Adjustable Shelf, Pull Out Tray in Knee Space.	45 x 24 x 30	110
	MA-DKPT-4824-S	Madison Panel End Pedestal Desk with 2 Open Compartments and 1 Adjustable Shelf, Pull Out Tray in Knee Space.	48 x 24 x 30	120
	MA-DKPT-4224-T	Madison Panel End Pedestal Desk with 1 Top Drawer and Open Compartment Below, Pull Out Tray in Knee Space.	42 x 24 x 30	105
	MA-DKPT-4524-T	Madison Panel End Pedestal Desk with 1 Top Drawer and Open Compartment Below, Pull Out Tray in Knee Space.	45 x 24 x 30	110
	MA-DKPT-4824-T	Madison Panel End Pedestal Desk with 1 Top Drawer and Open Compartment Below, Pull Out Tray in Knee Space.	48 x 24 x 30	115

### Pedestal Desks w/Open Leg



Part Number	Description	W x D x H	WT
MA-L-DKP-4224-4-3E	Madison Pedestal Desk with Open Leg End, 3 Box Drawers, and Pencil Drawer in Knee Space.	42 x 24 x 30	110
MA-L-DKP-4524-4-3E	Madison Pedestal Desk with Open Leg End, 3 Box Drawers, and Pencil Drawer in Knee Space.	45 x 24 x 30	120
MA-L-DKP-4824-4-3E	Madison Pedestal Desk with Open Leg End, 3 Box Drawers, and Pencil Drawer in Knee Space.	48 x 24 x 30	130
MA-L-DKP-4224-4	Madison Pedestal Desk with Open Leg End, 2 Box and 1 File Drawer Pedestal, Pencil Drawer in Knee Space.	42 x 24 x 30	110
MA-L-DKP-4524-4	Madison Pedestal Desk with Open Leg End, 2 Box and 1 File Drawer Pedestal, Pencil Drawer in Knee Space.	45 x 24 x 30	120
MA-L-DKP-4824-4	Madison Pedestal Desk with Open Leg End, 2 Box and 1 File Drawer Pedestal, Pencil Drawer in Knee Space.	48 x 24 x 30	130



### Drop Lid Desks



Part Number	Description	W x D x H	WT
MA-DLKR-3024-3-60	Madison Drop Lid Desk with Recessed Drop Lid, 3 Drawers, 1 Fixed shelf and Wire Management Access.	30 x 24 x 60	135
MA-DLKR-3024-3-78	Madison Drop Lid Desk with Recessed Drop Lid, 3 Drawers, 1 Fixed and 1 Adjustable Shelf, Wire Management Access.	30 x 24 x 78	165

### Study Desks



Part Number	Description	W x D x H	WT
MA-L-SD-3624	Madison 36" Study Desk with Open Legs and Pencil Drawer.	36 x 24 x 30	65
MA-L-SD-4224	Madison 42" Study Desk with Open Legs and Pencil Drawer.	42 x 24 x 30	70
MA-L-SD-4524	Madison 45" Study Desk with Open Legs and Pencil Drawer.	45 x 24 x 30	75
MA-L-SD-4824	Madison 48" Study Desk with Open Legs and Pencil Drawer.	48 x 24 x 30	80



MA-L-SDT-3624	Madison 36" Study Desk with Open Legs and Pull Out Tray.	36 x 24 x 30	65
MA-L-SDT-4224	Madison 42" Study Desk with Open Legs and Pull Out Tray.	42 x 24 x 30	70
MA-L-SDT-4524	Madison 45" Study Desk with Open Legs and Pull Out Tray.	45 x 24 x 30	75
MA-L-SDT-4824	Madison 48" Study Desk with Open Legs and Pull Out Tray.	48 x 24 x 30	80



(Shown with optional decorative backslash)

MA-SD-3624	Madison 36" Study Desk with Pencil Drawer.	36 x 24 x 30	70
MA-SD-4224	Madison 42" Study Desk with Pencil Drawer.	42 x 24 x 30	75
MA-SD-4524	Madison 45" Study Desk with Pencil Drawer.	45 x 24 x 30	80
MA-SD-4824	Madison 48" Study Desk with Pencil Drawer.	48 x 24 x 30	85

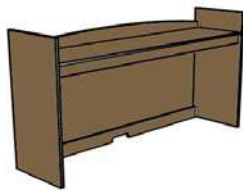


MA-SDT-3624	Madison 36" Study Desk with Pull Out Tray.	36 x 24 x 30	70
MA-SDT-4224	Madison 42" Study Desk with Pull Out Tray.	42 x 24 x 30	75
MA-SDT-4524	Madison 45" Study Desk with Pull Out Tray.	45 x 24 x 30	80
MA-SDT-4824	Madison 48" Study Desk with Pull Out Tray.	48 x 24 x 30	85

### Single Shelf Carrel

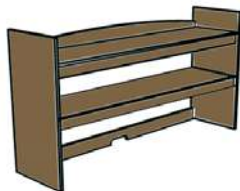


Part Number	Description	W x D x H	WT
MA-OB-3612-1	Madison Single Shelf Carrel with Open Back, 36" W.	36 x 12 x 26	20
MA-OB-4212-1	Madison Single Shelf Carrel with Open Back, 42" W.	42 x 12 x 26	25
MA-OB-4512-1	Madison Single Shelf Carrel with Open Back, 45" W.	45 x 12 x 26	30
MA-OB-4812-1	Madison Single Shelf Carrel with Open Back, 48" W.	48 x 12 x 26	35



MA-CB-3612-1	Madison Single Shelf Carrel with Closed Back, 36" W.	36 x 12 x 26	25
MA-CB-4212-1	Madison Single Shelf Carrel with Closed Back, 42" W.	42 x 12 x 26	30
MA-CB-4512-1	Madison Single Shelf Carrel with Closed Back, 45" W.	45 x 12 x 26	35
MA-CB-4812-1	Madison Single Shelf Carrel with Closed Back, 48" W.	48 x 12 x 26	40

### Double Shelf Carrel



Part Number	Description	W x D x H	WT
MA-OB-3612-2	Madison Double Shelf Carrel with Open Back, 36" W.	36 x 12 x 29	25
MA-OB-4212-2	Madison Double Shelf Carrel with Open Back, 42" W.	42 x 12 x 29	30
MA-OB-4512-2	Madison Double Shelf Carrel with Open Back, 45" W.	45 x 12 x 29	35
MA-OB-4812-2	Madison Double Shelf Carrel with Open Back, 48" W.	48 x 12 x 29	40



MA-CB-3612-2	Madison Double Shelf Carrel with Closed Back, 36" W.	36 x 12 x 29	30
MA-CB-4212-2	Madison Double Shelf Carrel with Closed Back, 42" W.	42 x 12 x 29	35
MA-CB-4512-2	Madison Double Shelf Carrel with Closed Back, 45" W.	45 x 12 x 29	40
MA-CB-4812-2	Madison Double Shelf Carrel with Closed Back, 48" W.	48 x 12 x 29	45

## Desk Pedestals/Nightstands

### Desk Pedestals



Part Number	Description	W x D x H	WT
MA-2DWRPED	Madison Desk Pedestal with 1 Box and 1 File Drawer.	18 x 22 x 24	55
MA-PED-2E	Madison Desk Pedestal with 2 Equal Drawers.	18 x 22 x 24	60
MA-PED-3	Madison Desk Pedestal with 3 Equal Drawers.	18 x 22 x 24	65
MA-PED-S	Madison Desk Pedestal with 2 Open Compartments.	18 x 22 x 24	45
MA-PED-T	Madison Desk Pedestal with Top Drawer and Open Compartment.	18 x 22 x 24	55
MA-SU3024	Madison Desk Side Storage with 1 Fixed Shelf, 30" H.	30 x 24 x 30	55

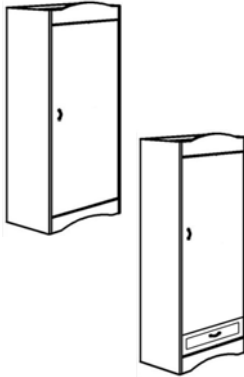
## Nightstands



Part Number	Description	W x D x H	WT
MA-2BC-2020	Madison Nightstand with Two Equal Size Drawers.	22 x 20 x 24	50
MA-BCD-2020	Madison Nightstand with Top Drawer and Open Compartment Below.	22 x 20 x 24	40
MA-BCDD-2020	Madison Nightstand with Top Drawer and Compartment Door.	22 x 20 x 24	45

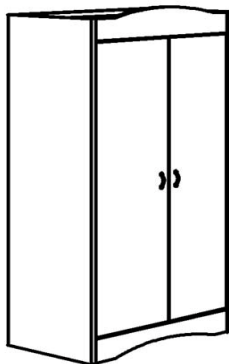
## Wardrobes

### Single Door Wardrobes




Part Number	Description	W x D x H	WT
MA-SW-2424-60	Madison Single Door Wardrobe with Interior Shelf and Clothes Rod, 24" W, 60" H	24 x 24 x 60	110
MA-SW-2424-78	Madison Single Door Wardrobe with Interior Shelf and Clothes Rod, 24" W, 78" H.	24 x 24 x 78	120
MA-SW-2424-60-1	Madison Single Door Wardrobe with 1 Bottom Drawer and Clothes Rod, 24" W, 60" H.	24 x 24 x 60	125
MA-SW-2424-78-1	Madison Single Door Wardrobe with 1 Bottom Drawer, Interior Shelf and Clothes Rod, 24" W, 78" H.	24 x 24 x 78	135
MA-SW-2424-78-2	Madison Single Door Wardrobe with 2 Bottom Drawers, Interior Shelf and Clothes Rod, 24" W, 78" H.	24 x 24 x 78	145

### Double Door Wardrobes



Part Number	Description	W x D x H	WT
MA-DWD-3024-60	Madison Double Door Wardrobe with Interior Shelf and Clothes Rod, 30" W, 60" H.	30 x 24 x 60	135
MA-DWD-3024-78	Madison Double Door Wardrobe with Interior Shelf and Clothes Rod, 30" W, 78" H.	30 x 24 x 78	145
MA-DWD-3624-60	Madison Double Door Wardrobe with Interior Shelf and Clothes Rod, 36" W, 60" H.	36 x 24 x 60	165
MA-DWD-3624-78	Madison Double Door Wardrobe with Interior Shelf and Clothes Rod, 36" W, 78" H.	36 x 24 x 78	175
MA-DWD-4224-60	Madison Double Door Wardrobe with Interior Shelf and Clothes Rod, 42" W, 60" H.	42 x 24 x 60	190
MA-DWD-4224-78	Madison Double Door Wardrobe with Interior Shelf and Clothes Rod, 42" W, 78" H.	42 x 24 x 78	200




MA-DWD-3024-60-1	Madison Double Door Wardrobe with 1 Bottom Drawer and Clothes Rod, 30" W, 60" H.	30 x 24 x 60	155
MA-DWD-3624-60-1	Madison Double Door Wardrobe with 1 Bottom Drawer and Clothes Rod, 36" W, 60" H.	36 x 24 x 60	190
MA-DWD-3024-78-1	Madison Double Door Wardrobe with 1 Bottom Drawer, Interior Shelf and Clothes Rod, 30" W, 78" H.	30 x 24 x 78	170
MA-DWD-3624-78-1	Madison Double Door Wardrobe with 1 Bottom Drawer, Interior Shelf and Clothes Rod, 36" W, 78" H.	36 x 24 x 78	200
MA-DWD-4224-78-1	Madison Double Door Wardrobe with 1 Bottom Drawer, Interior Shelf and Clothes Rod, 42" W, 78" H.	42 x 24 x 78	240




MA-DWD-3024-78-2	Madison Double Door Wardrobe with 2 Bottom Drawers, Interior Shelf and Clothes Rod, 30" W, 78" H.	30 x 24 x 78	180
MA-DWD-3624-78-2	Madison Double Door Wardrobe with 2 Bottom Drawers, Interior Shelf and Clothes Rod, 36" W, 78" H.	36 x 24 x 78	210
MA-DWD-4224-78-2	Madison Double Door Wardrobe with 2 Bottom Drawers, Interior Shelf and Clothes Rod, 42" W, 78" H.	42 x 24 x 78	250
MA-DWD-4224-78-4	Madison Double Door Wardrobe with 4 Bottom Drawers (2 sets of 2 side by side), Interior Shelf and Clothes Rod.	42 x 24 x 78	270

### Wardrobe Chests



Part Number	Description	W x D x H	WT
MA-WC-3624-1-3	Madison Wardrobe Chest with Double Door and 1 Large Bottom Drawer and 3 Drawers on Right Side, Interior Shelf and Clothes Rod, 36" W.	36 x 24 x 78	270
MA-WC-4224-1-3	Madison Wardrobe Chest with Double Door and 1 Large Bottom Drawer and 3 Drawers on Right Side, Interior Shelf and Clothes Rod, 42" W.	42 x 24 x 78	300


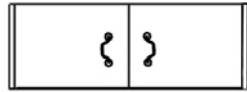
### ADA Wardrobes



Part Number	Description	W x D x H	WT
MA-SH-4848-3	Madison ADA/Special Needs Wardrobe with 48" W Double Sliding Door, 3 Interior Drawers on Right, Clothes Rod on Left Side at Arm Length Height, Full Extension Slides on Drawer for Ease of Access.	48 x 24 x 48	195
MA-SH-4848-3L	Madison ADA/Special Needs Wardrobe with 48" W Double Sliding Door, 3 Interior Drawers on Right, Clothes Rod on Left Side at Arm Length Height, Full Extension Slides on Drawer for Ease of Access.	48 x 24 x 48	195



## Wardrobe Options



Part Number	Description	W x D x H	WT
MA-3024-SU	Madison Wardrobe Option. 2 Door Top Storage Unit, 30" W.	30 x 24 x 12	30
MA-3624-SU	Madison Wardrobe Option. 2 Door Top Storage Unit, 36" W.	36 x 24 x 12	40
MA-4224-SU	Madison Wardrobe Option. 2 Door Top Storage Unit, 42" W.	42 x 24 x 12	45
MA-3D-INS15	Madison Wardrobe Option. 3 Drawer Cabinet Insert, Attaches to Right Side, Standard (fits 30" x 24" wardrobes).	15 x 19.5 x 24	50
MA-3D-INS18	Madison Wardrobe Option. 3 Drawer Cabinet Insert, Attaches to Right Side, Standard (fits 36" x 24" wardrobes).	18 x 19.5 x 24	55
MA-3D-INS21	Madison Wardrobe Option. 3 Drawer Cabinet Insert, Attaches to Right Side, Standard (fits 42" x 24" wardrobes).	21 x 19.5 x 24	60

## Bookcases



Part Number	Description	W x D x H	WT
MA-BC-3612-2	Madison Freestanding Bookcase with 1 Fixed Shelf and 1 Adjustable Shelf.	36 x 12 x 30	55
MA-BC-3612-3	Madison Freestanding Bookcase with 1 Fixed Shelf and 2 Adjustable Shelves.	36 x 12 x 44	70
MA-BC-3612-4	Madison Freestanding Bookcase with 2 Fixed Shelves and 2 Adjustable Shelves.	36 x 12 x 59	80

Manufacturer Recommendation Tipping Danger: Savoy Contract Furniture (R) Strongly recommends that all bookshelves 42"H in height and over be permanently affixed to a wall in accordance with ANSI/BIFMA standards, section X5.9.9.2. This will ensure proper and safe utilization over life of the product.

## Mirrors



Part Number	Description	W x D x H	WT
MA-M1855	Madison Mirror. Solid Oak Frame with ANSI Back, 55" H.	18 x .75 x 55	35
MA-M2236	Madison Mirror. Solid Oak Frame with ANSI Back, 36" H.	22 x .75 x 36	25
MA-M2545	Madison Mirror. Solid Oak Frame with ANSI Back, 45" H.	25 x .75 x 45	40

# The Nittany Collection

HPL tops with internally banded solid oak bullnose edges, integrated finger pulls, oak veneer core plywood construction.

## Chests / Storage Units

### 1 Drawer



Part Number	Description	W x D x H	WT
N-1DC-3020STK	Nittany 1 Drawer Stackable Chest, 30" W.	30 x 20 x 11	45
N-1DC-3620STK	Nittany 1 Drawer Stackable Chest, 36" W.	36 x 20 x 11	55

### 2 Drawer

2 Drawer stackable chests can only be stacked 2 units high.



Part Number	Description	W x D x H	WT
N-2DC-2822STK	Nittany 2 Equal Drawer Chest, 28"W.	28 x 22 x 16	65
N-2DC-3020STK	Nittany 2 Equal Drawer Stackable Chest, 30" W.	30 x 20 x 22	65
N-2DC-3620STK	Nittany 2 Equal Drawer Stackable Chest, 36" W.	36 x 20 x 22	75



N-2DC-3020	Nittany 2 Equal Drawer Chest, 30" W.	30 x 20 x 22	65
N-2DC-3620	Nittany 2 Equal Drawer Chest, 36" W.	36 x 20 x 22	75

### Stackable Unit with 2 Drawers and Top Open Compartment

These stacking units can only be stacked 2 units high.

Part Number	Description	W x D x H	WT
N-2D1OC-3020STK	Nittany Stackable Unit with 2 Drawers and Top Open Compartment, 30"W.	30 x 20 x 26	110
N-2D1OC-3620STK	Nittany Stackable Unit with 2 Drawers and Top Open Compartment, 36"W.	36 x 20 x 26	125

### 3 Drawer



Part Number	Description	W x D x H	WT
N-3DC-2220	Nittany 3 Equal Drawer Chest, 22" W.	22 x 20 x 30	95
N-3DC-3020	Nittany 3 Equal Drawer Chest, 30" W.	30 x 20 x 30	110
N-3DC-3024	Nittany 3 Equal Drawer Chest, 24" Deep.	30 x 24 x 30	115
N-3DC-3620	Nittany 3 Equal Drawer Chest, 36" W.	36 x 20 x 30	125
N-3DC-4420	Nittany 3 Equal Drawer Chest, 44" W.	44 x 20 x 30	140

### 4 Drawer



Part Number	Description	W x D x H	WT
N-4DC-3020	Nittany 4 Equal Drawer Chest, 30" W.	30 x 20 x 38	120
N-4DC-3620	Nittany 4 Equal Drawer Chest, 36" W.	36 x 20 x 38	125

### 5 Drawer



Part Number	Description	W x D x H	WT
N-5DC-2420	Nittany 5 Equal Drawer Chest, 24" W.	24 x 20 x 47	130
N-5DC-3020	Nittany 5 Equal Drawer Chest, 30" W.	30 x 20 x 47	130
N-5DC-3620	Nittany 5 Equal Drawer Chest, 36" W.	36 x 20 x 47	145

### 6 Drawer



Part Number	Description	W x D x H	WT
N-6DC-3020	Nittany 6 Equal Drawer Chest, 30" W.	30 x 20 x 57	140
N-6DC-3620	Nittany 6 Equal Drawer Chest, 36" W.	36 x 20 x 57	155



Part Number	Description	W x D x H	WT
N-D6D-4820	Nittany Dresser. 6 Equal Drawers, 3 Side by Side, 48" W.	48 x 20 x 30	125
N-D6D-6020	Nittany Dresser. 6 Equal Drawers, 3 Side by Side, 60" W.	60 x 20 x 30	155

### 8 Drawer



Part Number	Description	W x D x H	WT
N-D8D-6020	Nittany Dresser. 8 Equal Drawers, 4 Side by Side, 60" W.	60 x 20 x 39	165

### Stackable Storage Unit

These units are to be used on **top** of 1 drawer & 2 drawer stackables only. Items cannot be stacked on top of these units.



Part Number	Description	W x D x H	WT
N-2C-3020STK	Nittany 2 Compartment Stackable Storage Unit, 30" W.	30 x 20 x 22	40
N-2C-3620STK	Nittany 2 Compartment Stackable Storage Unit, 36" W.	36 x 20 x 22	50

### Under Bed Storage Unit



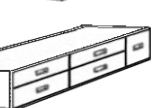
Part Number	Description	W x D x H	WT
N-2DWR	Nittany 2 Drawer Under Bed Unit - Side by Side.	81 x 21 x 12	95



N-2DWR60	Nittany 2 Drawer Under Bed Unit - Side by Side.	60 x 21 x 12	70
----------	-------------------------------------------------	--------------	----



N-3DWR	Nittany 3 Drawer Under Bed Unit - Side by Side.	81 x 21 x 12	100
--------	-------------------------------------------------	--------------	-----



N-4DWR	Nittany 4 Drawer Under Bed Unit.	81 x 21 x 18	125
--------	----------------------------------	--------------	-----



N-4DWR-1C	Nittany 4 Drawer Under Bed Unit with Compartment Door.	81 x 21 x 18	130
-----------	--------------------------------------------------------	--------------	-----

## Desks & Desktop Storage

### Nittany Alternative Workspace



Part Number	Description	W x D x H	WT
N-3DCP-3024	Nittany Alternative Workspace: 3 Equal Drawer Chest with Pull-Out Work Surface on Full Extension Slides, 30\"/>		

### Cantilever Study Desk



Part Number	Description	W x D x H	WT
N-CSD-3624	Nittany 36\"/>		



N-CSD-4224	Nittany 42\"/>
N-CSD-4224-2OC	Nittany 42\"/>



N-CSD-4224-1D1C	Nittany 42\"/>
-----------------	----------------

N-CSD-4224-2D	Nittany 42\"/>
---------------	----------------

N-CSD-4524	Nittany 45\"/>
------------	----------------

N-CSD-4524-2OC	Nittany 45\"/>
----------------	----------------

N-CSD-4524-1D1C	Nittany 45\"/>
-----------------	----------------

N-CSD-4524-2D	Nittany 45\"/>
---------------	----------------

### Panel End Pedestal Desks



Part Number	Description	W x D x H	WT
N-DKP-4224-4-3E	Nittany Panel End Pedestal Desk with 3 Box Drawers and Pencil Drawer in Knee Space.	42 x 24 x 30	115

N-DKP-4524-4-3E	Nittany Panel End Pedestal Desk with 3 Box Drawers and Pencil Drawer in Knee Space.	45 x 24 x 30	125
-----------------	-------------------------------------------------------------------------------------	--------------	-----

N-DKP-4824-4-3E	Nittany Panel End Pedestal Desk with 3 Box Drawers and Pencil Drawer in Knee Space.	48 x 24 x 30	130
-----------------	-------------------------------------------------------------------------------------	--------------	-----



N-DKP-4224-4	Nittany Panel End Pedestal Desk with 2 Boxes and 1 File Drawer, Pencil Drawer in Knee Space.	42 x 24 x 30	115
--------------	----------------------------------------------------------------------------------------------	--------------	-----

N-DKP-4524-4	Nittany Panel End Pedestal Desk with 2 Boxes and 1 File Drawer, Pencil Drawer in Knee Space.	45 x 24 x 30	125
--------------	----------------------------------------------------------------------------------------------	--------------	-----

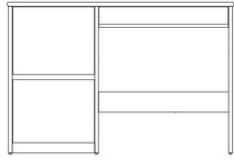
N-DKP-4824-4	Nittany Panel End Pedestal Desk with 2 Boxes and 1 File Drawer, Pencil Drawer in Knee Space.	48 x 24 x 30	130
--------------	----------------------------------------------------------------------------------------------	--------------	-----



N-DKPC-4224-4	Nittany Panel End Pedestal Desk with 2 Boxes and 1 File Drawer, Computer Drawer in Knee Space.	42 x 24 x 30	115
---------------	------------------------------------------------------------------------------------------------	--------------	-----

N-DKPC-4524-4	Nittany Panel End Pedestal Desk with 2 Boxes and 1 File Drawer, Computer Drawer in Knee Space.	45 x 24 x 30	125
---------------	------------------------------------------------------------------------------------------------	--------------	-----

N-DKPC-4824-4	Nittany Panel End Pedestal Desk with 2 Boxes and 1 File Drawer, Computer Drawer in Knee Space.	48 x 24 x 30	130
---------------	------------------------------------------------------------------------------------------------	--------------	-----



N-DKPT-4224-S	Nittany Panel End Pedestal Desk with 2 Open Compartments and 1 Adjustable Shelf, Pull Out Tray in Knee Space.	42 x 24 x 30	100
N-DKPT-4524-S	Nittany Panel End Pedestal Desk with 2 Open Compartments and 1 Adjustable Shelf, Pull Out Tray in Knee Space.	45 x 24 x 30	110
N-DKPT-4824-S	Nittany Panel End Pedestal Desk with 2 Open Compartments and 1 Adjustable Shelf, Pull Out Tray in Knee Space.	48 x 24 x 30	110



N-DKPT-4224-T	Nittany Panel End Pedestal Desk with 1 Top Drawer and Open Compartment Below, Pull Out Tray in Knee Space.	42 x 24 x 30	105
N-DKPT-4524-T	Nittany Panel End Pedestal Desk with 1 Top Drawer and Open Compartment Below, Pull Out Tray in Knee Space.	45 x 24 x 30	115
N-DKPT-4824-T	Nittany Panel End Pedestal Desk with 1 Top Drawer and Open Compartment Below, Pull Out Tray in Knee Space.	48 x 24 x 30	120

#### Pedestal Desks w/Open Leg



Part Number	Description	W x D x H	WT
N-L-DKP-4224-4-3E	Nittany Pedestal Desk with Open Leg End, 3 Box Drawers, and Pencil Drawer in Knee Space.	42 x 24 x 30	115
N-L-DKP-4524-4-3E	Nittany Pedestal Desk with Open Leg End, 3 Box Drawers, and Pencil Drawer in Knee Space.	45 x 24 x 30	125
N-L-DKP-4824-4-3E	Nittany Pedestal Desk with Open Leg End, 3 Box Drawers, and Pencil Drawer in Knee Space.	48 x 24 x 30	130




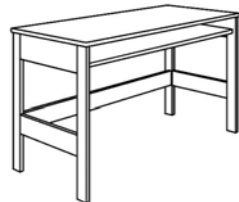


N-L-DKP-4224-4	Nittany Pedestal Desk with Open Leg End and 2 Boxes and 1 File Drawer, Pencil Drawer in Knee Space.	42 x 24 x 30	115
N-L-DKP-4524-4	Nittany Pedestal Desk with Open Leg End and 2 Boxes and 1 File Drawer, Pencil Drawer in Knee Space.	45 x 24 x 30	125
N-L-DKP-4824-4	Nittany Pedestal Desk with Open Leg End and 2 Boxes and 1 File Drawer, Pencil Drawer in Knee Space.	48 x 24 x 30	130

#### Drop Lid Desks




Part Number	Description	W x D x H	WT
N-DLKR-3024-3-60	Nittany Drop Lid Desk with Recessed Drop Lid, 3 Drawers, 1 Fixed shelf and Wire Management Access.	30 x 24 x 60	125
N-DLKR-3024-3-78	Nittany Drop Lid Desk with Recessed Drop Lid, 3 Drawers, 1 Fixed and 1 Adjustable Shelf, Wire Management Access.	30 x 24 x 78	150


## Study Desks

	Part Number	Description	W x D x H	WT
	N-L-SD-3624	Nittany 36" Study Desk with Open Legs and Pencil Drawer.	36 x 24 x 30	60
	N-L-SD-4224	Nittany 42" Study Desk with Open Legs and Pencil Drawer.	42 x 24 x 30	65
	N-L-SD-4524	Nittany 45" Study Desk with Open Legs and Pencil Drawer.	45 x 24 x 30	75
	N-L-SD-4824	Nittany 48" Study Desk with Open Legs and Pencil Drawer.	48 x 24 x 30	80
	N-L-SDT-3624	Nittany 36" Study Desk with Open Legs and Pull Out Tray.	36 x 24 x 30	60
	N-L-SDT-4224	Nittany 42" Study Desk with Open Legs and Pull Out Tray.	42 x 24 x 30	65
	N-L-SDT-4524	Nittany 45" Study Desk with Open Legs and Pull Out Tray.	45 x 24 x 30	75
	N-L-SDT-4824	Nittany 48" Study Desk with Open Legs and Pull Out Tray.	48 x 24 x 30	80
	N-SD-3624	Nittany 36" Study Desk with Pencil Drawer.	36 x 24 x 30	60
	N-SD-4224	Nittany 42" Study Desk with Pencil Drawer.	42 x 24 x 30	65
	N-SD-4524	Nittany 45" Study Desk with Pencil Drawer.	45 x 24 x 30	75
	N-SD-4824	Nittany 48" Study Desk with Pencil Drawer.	48 x 24 x 30	80
	N-SDT-3624	Nittany 36" Study Desk with Pull Out Tray.	36 x 24 x 30	60
	N-SDT-4224	Nittany 42" Study Desk with Pull Out Tray.	42 x 24 x 30	65
	N-SDT-4524	Nittany 45" Study Desk with Pull Out Tray.	45 x 24 x 30	75
	N-SDT-4824	Nittany 48" Study Desk with Pull Out Tray.	48 x 24 x 30	80

## Multi-Function Cabinet

	Part Number	Description	W x D x H	WT
	N-MFC5422-40	Nittany Multi - Function Cabinet with three drawers below an open compartment (left side facing the unit) with one large open compartment (right side facing the unit). HPL tops with internally banded solid oak bullnose edges, integrated finger pulls.	54 x 22 x 40	165

## Utility Cart

	Part Number	Description	W x D x H	WT
	N-UTC-3234	Nittany Utility Cart, Pull Out Shelf Storage, Microwave/ Appliance Stand; Double Doors.	32 x 18 x 34	105

**Computer/Entertainment Desk**

Part Number	Description	W x D x H	WT
N-ECPT-3624-3-60	Nittany Computer/Entertainment Desk with 3 Drawers, Full Pull Out Tray and 1 Adjustable shelf above, 60" H.	36 x 24 x 60	175
N-ECPT-3624-3-78	Nittany Computer/Entertainment Desk with 3 Drawers, Full Pull Out Tray, one fixed shelf and 2 Adjustable Shelves, 78"H.	36 x 24 x 78	190
N-SDP	Nittany Security Doors with Padlock Eyes and Scuff Plate - Computer/Entertainment Desk		

**Single Shelf Carrel**

Part Number	Description	W x D x H	WT
N-OB-3612-1	Nittany Single Shelf Carrel with Open Back, 36" W.	36 x 12 x 26	20
N-OB-4212-1	Nittany Single Shelf Carrel with Open Back, 42" W.	42 x 12 x 26	25
N-OB-4512-1	Nittany Single Shelf Carrel with Open Back, 45" W.	45 x 12 x 26	30
N-OB-4812-1	Nittany Single Shelf Carrel with Open Back, 48" W.	48 x 12 x 26	35



N-CB-3612-1	Nittany Single Shelf Carrel with Closed Back, 36" W.	36 x 12 x 26	25
N-CB-4212-1	Nittany Single Shelf Carrel with Closed Back, 42" W.	42 x 12 x 26	30
N-CB-4512-1	Nittany Single Shelf Carrel with Closed Back, 45" W.	45 x 12 x 26	35
N-CB-4812-1	Nittany Single Shelf Carrel with Closed Back, 48" W.	48 x 12 x 26	40

**Double Shelf Carrel**

Part Number	Description	W x D x H	WT
N-OB-3612-2	Nittany Double Shelf Carrel with Open Back, 36" W.	36 x 12 x 29	25
N-OB-4212-2	Nittany Double Shelf Carrel with Open Back, 42" W.	42 x 12 x 29	30
N-OB-4512-2	Nittany Double Shelf Carrel with Open Back, 45" W.	45 x 12 x 29	35
N-OB-4812-2	Nittany Double Shelf Carrel with Open Back, 48" W.	48 x 12 x 29	40



N-CB-3612-2	Nittany Double Shelf Carrel with Closed Back, 36" W.	36 x 12 x 29	30
N-CB-4212-2	Nittany Double Shelf Carrel with Closed Back, 42" W.	42 x 12 x 29	35
N-CB-4512-2	Nittany Double Shelf Carrel with Closed Back, 45" W.	45 x 12 x 29	40
N-CB-4812-2	Nittany Double Shelf Carrel with Closed Back, 48" W.	48 x 12 x 29	45

**Desk Pedestals/Nightstands****Desk Pedestals**

Part Number	Description	W x D x H	WT
N-2DWRPED	Nittany Desk Pedestal with 1 Box and 1 File Drawer.	18.5 x 22 x 23	50
N-PED-2E	Nittany Desk Pedestal with 2 Equal Size Drawers.	18.5 x 22 x 23	55
N-PED-3	Nittany Desk Pedestal with 3 Equal Size Drawers.	18.5 x 22 x 23	60



N-PED-S	Nittany Desk Pedestal with 2 Open Compartments.	18.5 x 22 x 23	40
N-PED-T	Nittany Desk Pedestal with Top Drawer and Open Compartment.	18.5 x 22 x 23	40
N-SU3024	Nittany Desk Side Storage with 1 Fixed Shelf, 30" H.	30 x 24 x 30	50


## Nightstands



Part Number	Description	W x D x H	WT
N-2BC-2020	Nittany Nightstand with 2 Equal Size Drawers.	22 x 20 x 24	50
N-BCD-2020	Nittany Nightstand with Top Drawer and Open Compartment Below.	22 x 20 x 24	40
N-BCDD-2020	Nittany Nightstand with Top Drawer and Compartment Door.	22 x 20 x 24	50

## Wardrobes

### Single Door Wardrobes



Part Number	Description	W x D x H	WT
N-SW-2424-60	Nittany Single Door Wardrobe with Interior Shelf and Clothes Rod, 60" H.	24 x 24 x 60	100
N-SW-2424-78	Nittany Single Door Wardrobe with Interior Shelf and Clothes Rod, 78" H.	24 x 24 x 78	110
N-SW-2424-60-1	Nittany Single Door Wardrobe with 1 Bottom Drawer, with Clothes Rod, 24" W, 60" H.	24 x 24 x 60	115
N-SW-2424-78-1	Nittany Single Door Wardrobe with 1 Bottom Drawer, Interior Shelf and Clothes Rod, 24" W, 78" H.	24 x 24 x 78	125
N-SW-2424-78-2	Nittany Single Door Wardrobe with 2 Bottom Drawers, Interior Shelf and Clothes Rod, 24" W, 78" H.	24 x 24 x 78	135

### Double Door Wardrobes



Part Number	Description	W x D x H	WT
N-DWD-3024-60	Nittany Double Door Wardrobe with Interior Shelf and Clothes Rod, 30" W, 60" H.	30 x 24 x 60	125
N-DWD-3024-78	Nittany Double Door Wardrobe with Interior Shelf and Clothes Rod, 30" W, 78" H.	30 x 24 x 78	135
N-DWD-3624-60	Nittany Double Door Wardrobe with Interior Shelf and Clothes Rod, 36" W, 60" H.	36 x 24 x 60	150
N-DWD-3624-78	Nittany Double Door Wardrobe with Interior Shelf and Clothes Rod, 36" W, 78" H.	36 x 24 x 78	160
N-DWD-4224-60	Nittany Double Door Wardrobe with Interior Shelf and Clothes Rod, 42" W, 60" H.	42 x 24 x 60	175
N-DWD-4224-78	Nittany Double Door Wardrobe with Interior Shelf and Clothes Rod, 42" W, 78" H.	42 x 24 x 78	185

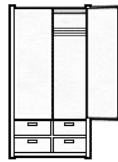




N-DWD-3024-60-1	Nittany Double Door Wardrobe with 1 Bottom Drawer and Clothes Rod, 30" W, 60" H.	30 x 24 x 60	175
N-DWD-3024-78-1	Nittany Double Door Wardrobe with 1 Bottom Drawer, Interior Shelf and Clothes Rod, 30" W, 78" H.	30 x 24 x 78	185
N-DWD-3624-60-1	Nittany Double Door Wardrobe with 1 Bottom Drawer and Clothes Rod, 36" W, 60" H.	36 x 24 x 60	175
N-DWD-3624-78-1	Nittany Double Door Wardrobe with 1 Bottom Drawer, Interior Shelf and Clothes Rod, 36" W, 78" H.	36 x 24 x 78	185
N-DWD-4224-78-1	Nittany Double Door Wardrobe with 1 Bottom Drawer, Interior Shelf and Clothes Rod, 42" W, 78" H.	42 x 24 x 78	220



N-DWD-3024-78-2	Nittany Double Door Wardrobe with 2 Bottom Drawers, Interior Shelf and Clothes Rod, 30" W, 78" H.	30 x 24 x 78	165
N-DWD-3624-78-2	Nittany Double Door Wardrobe with 2 Bottom Drawers, Interior Shelf and Clothes Rod, 36" W, 78" H.	36 x 24 x 78	195
N-DWD-4224-78-2	Nittany Double Door Wardrobe with 2 Bottom Drawers, Interior Shelf and Clothes Rod, 42" W, 78" H.	42 x 24 x 78	230



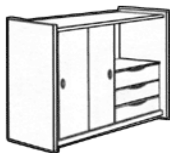
N-DWD-4224-78-4	Nittany Double Door Wardrobe with 4 Bottom Drawers (2 sets of 2 side by side), Interior Shelf and Clothes Rod.	42 x 24 x 78	250
-----------------	----------------------------------------------------------------------------------------------------------------	--------------	-----

### Wardrobe Chests



Part Number	Description	W x D x H	WT
N-WC-3624-1-3	Nittany Wardrobe Chest with Double Door and 1 Large Bottom Drawer and 3 Drawers on Right Side, Interior Shelf and Clothes Rod, 36" W.	36 x 24 x 78	250
N-WC-4224-1-3	Nittany Wardrobe Chest with Double Door and 1 Large Bottom Drawer and 3 Drawers on Right Side, Interior Shelf and Clothes Rod, 42" W.	42 x 24 x 78	275

### ADA Wardrobes






Part Number	Description	W x D x H	WT
N-SH-4848-3	Nittany ADA/Special Needs Wardrobe with 48" W Double Sliding Door, 3 Interior Drawers on Right, Clothes Rod on Left Side at Arm Length Height, Full Extension Slides on Drawer for Ease of Access.	48 x 24 x 48	180
N-SH-4848-3L	Nittany ADA/Special Needs Wardrobe with 48" W Double Sliding Door, 3 Interior Drawers on Right, Clothes Rod on Left Side at Arm Length Height, Full Extension Slides on Drawer for Ease of Access.	48 x 24 x 48	180


## Wardrobe Options

	Part Number	Description	W x D x H	WT
	N-3024-SU	Nittany Wardrobe Option. 2 Door Top Storage Unit, 30" W.	30 x 24 x 12	30
	N-3624-SU	Nittany Wardrobe Option. 2 Door Top Storage Unit, 36" W.	36 x 24 x 12	35
	N-4224-SU	Nittany Wardrobe Option. 2 Door Top Storage Unit, 42" W.	42 x 24 x 12	40
	N-3D-INS15	Nittany Wardrobe Option. 3 Drawer Cabinet Insert, Attaches to Right Side Standard (fits 30" x 24" wardrobes).	15 x 19.5 x 24	50
	N-3D-INS18	Nittany Wardrobe Option. 3 Drawer Cabinet Insert, Attaches to Right Side Standard (fits 36" x 24" wardrobes).	18 x 19.5 x 24	55
	N-3D-INS21	Nittany Wardrobe Option. 3 Drawer Cabinet Insert, Attaches to Right Side Standard (fits 42" x 24" wardrobes).	21 x 19.5 x 24	60

## Bookcases

	Part Number	Description	W x D x H	WT
	N-BC-3612-2	Nittany Freestanding Bookcase with 1 Fixed Shelf and 1 Adjustable Shelf.	36 x 12 x 30	50
	N-BC-3612-3	Nittany Freestanding Bookcase with 1 Fixed Shelf and 2 Adjustable Shelves.	36 x 12 x 44	65
	N-BC-361238-3	Nittany Freestanding Bookcase with 1 Fixed Shelf and 2 Adjustable Shelves.	36 x 12 x 38	60
	N-BC-3612-4	Nittany Freestanding Bookcase with 2 Fixed Shelves and 2 Adjustable Shelves.	36 x 12 x 59	75
	N-BC-3310-5	Nittany Freestanding Bookcase with One Fixed Shelf and 4 Adjustable Shelves.	33 x 10 x 72	85
<p>Manufacturer Recommendation Tipping Danger: Savoy Contract Furniture (R) Strongly recommends that all bookshelves 42"H in height and over be permanently affixed to a wall in accordance with ANSI/BIFMA standards, section X5.9.9.2. This will ensure proper and safe utilization over life of the product.</p>				

## Mirrors

	Part Number	Description	W x D x H	WT
	N-M1855	Nittany Mirror. Solid Oak Frame with ANSI Back, 55" H.	18 x .75 x 55	35
	N-M2236	Nittany Mirror. Solid Oak Frame with ANSI Back, 36" H.	22 x .75 x 36	25
	N-M2545	Nittany Mirror. Solid Oak Frame with ANSI Back, 45" H.	25 x .75 x 45	40

## The Sedona Collection

HPL tops, exposed bullnose edges, modern curves, maple/birch veneer core plywood construction.

### Chests / Storage Units

#### 1 Drawer



Part Number	Description	W x D x H	WT
SE-1DC-3020STK	Sedona 1 Drawer Stackable Chest, 30" W.	30 x 20 x 11	45
SE-1DC-3620STK	Sedona 1 Drawer Stackable Chest, 36" W.	36 x 20 x 11	55

#### 2 Drawer

2 Drawer stackable chests can only be stacked 2 units high.



Part Number	Description	W x D x H	WT
SE-2DC-3020STK	Sedona 2 Equal Drawer Stackable Chest, 30" W.	30 x 20 x 22	65
SE-2DC-3620STK	Sedona 2 Equal Drawer Stackable Chest, 36" W.	36 x 20 x 22	75



SE-2DC-3020	Sedona 2 Equal Drawer Chest, 30" W.	30 x 20 x 22	65
SE-2DC-3620	Sedona 2 Equal Drawer Chest, 36" W.	36 x 20 x 22	75

#### Stackable Unit with 2 Drawers and Top Open Compartment

These stacking units can only be stacked 2 units high.



Part Number	Description	W x D x H	WT
SE-2D1OC-3020STK	Sedona Stackable Unit with 2 Drawers and Top Open Compartment, 30"W.	30 x 20 x 26	120
SE-2D1OC-3620STK	Sedona Stackable Unit with 2 Drawers and Top Open Compartment, 36"W.	36 x 20 x 26	135

#### 3 Drawer



Part Number	Description	W x D x H	WT
SE-3DC-2220	Sedona 3 Equal Drawer Chest, 22" W.	22 x 20 x 30	105
SE-3DC-3020	Sedona 3 Equal Drawer Chest, 30" W.	30 x 20 x 30	120
SE-3DC-3024	Sedona 3 Equal Drawer Chest, 24" Deep.	30 x 24 x 30	125
SE-3DC-3620	Sedona 3 Equal Drawer Chest, 36" W.	36 x 20 x 30	135
SE-3DC-4420	Sedona 3 Equal Drawer Chest, 44" W.	44 x 20 x 30	145

#### 4 Drawer



Part Number	Description	W x D x H	WT
SE-4DC-3020	Sedona 4 Equal Drawer Chest, 30" W.	30 x 20 x 39	135
SE-4DC-3620	Sedona 4 Equal Drawer Chest, 36" W.	36 x 20 x 39	150
SE-4DHT-3024	Sedona 4 Equal Drawer Chest with Hutch.	30 x 24 x 60	160
SE-4DHT-3624	Sedona 4 Equal Drawer Chest with Hutch.	36 x 24 x 60	175

#### 5 Drawer



Part Number	Description	W x D x H	WT
SE-5DC-3020	Sedona 5 Equal Drawer Chest, 30" W.	30 x 20 x 47	150
SE-5DC-3620	Sedona 5 Equal Drawer Chest' 36" W.	36 x 20 x 47	165

### 6 Drawer



Part Number	Description	W x D x H	WT
SE-6DC-3020	Sedona 6 Equal Drawer Chest, 30" W.	30 x 20 x 57	150
SE-6DC-3620	Sedona 6 Equal Drawer Chest, 36" W.	36 x 20 x 57	165
SE-D6D-4820	Sedona Dresser. 6 Equal Drawers, 3 Side by Side, 48" W.	48 x 20 x 30	135
SE-D6D-6020	Sedona Dresser. 6 Equal Drawers, 3 Side by Side, 60" W.	60 x 20 x 30	165

### 8 Drawer



Part Number	Description	W x D x H	WT
SE-D8D-6020	Sedona Dresser. 8 Equal Drawers, 4 Side by Side, 60" W.	60 x 20 x 39	175

### Stackable Storage Unit

These units are to be used on top of 1 drawer & 2 drawer stackables only. Items cannot be stacked on top of these units.



Part Number	Description	W x D x H	WT
SE-2C-3020STK	Sedona. 2 Compartment Storage Unit, 30" W. HPL top.	30 x 20 x 22	65
SE-2C-3620STK	Sedona. 2 Compartment Storage Unit, 36" W. HPL top.	36 x 20 x 22	75

### Under Bed Storage Unit



Part Number	Description	W x D x H	WT
SE-2DWR	Sedona 2 Drawer Under Bed Unit - Side by Side, 81" W.	81 x 21 x 12	100
SE-2DWR60	Sedona 2 Drawer Under Bed Unit - Side by Side, 60" W.	60 x 21 x 12	80
SE-3DWR	Sedona 3 Drawer Under Bed Unit - Side by Side.	81 x 21 x 12	105
SE-4DWR	Sedona 4 Drawer Under Bed Unit.	81 x 21 x 18	130
SE-4DWR-1C	Sedona 4 Drawer Under Bed Unit with Compartment Door.	81 x 21 x 18	135

### Hutches



Part Number	Description	W x D x H	WT
SE-HT-3020	Sedona Hutch for Chests/Wardrobes. 2 Fixed Shelves, 28" W - Attaches to Top.	28 x 21 x 20	25
SE-HT-3620	Sedona Hutch for Chests/Wardrobes. 2 Fixed Shelves, 34" W - Attaches to Top.	34 x 21 x 20	35
SE-HT-4220	Sedona Hutch for Chests/Wardrobes. 2 Fixed Shelves, 40" W - Attaches to Top.	40 x 21 x 20	45

## Desks & Desktop Storage

### Sedona Alternative Workspace



Part Number	Description	W x D x H	WT
SE-3DCP-3024	Sedona Alternative Workspace: 3 Equal Drawer Chest with Pull-Out Work Surface on Full Extension Slides, 30\"	30 x 24 x 30	125

### Cantilever Study Desk



Part Number	Description	W x D x H	WT
SE-CSD-3624	Sedona 36\"	36 x 24 x 30	30
SE-CSD-4224	Sedona 42\"	42 x 24 x 30	40
SE-CSD-4224-2OC	Sedona 42\"	42 x 24 x 30	65
SE-CSD-4224-1D1C	Sedona 42\"	42 x 24 x 30	65
SE-CSD-4224-2D	Sedona 42\"	42 x 24 x 30	65
SE-CSD-4524	Sedona 45\"	45 x 24 x 30	50
SE-CSD-4524-2OC	Sedona 45\"	45 x 24 x 30	60
SE-CSD-4524-1D1C	Sedona 45\"	45 x 24 x 30	70
SE-CSD-4524-2D	Sedona 45\"	45 x 24 x 30	75

### Panel End Pedestal Desks



Part Number	Description	W x D x H	WT
SE-DKP-4229-4-3E	Sedona Panel End Pedestal Desk with 3 Box Drawers and Pencil Drawer in Knee Space.	42 x 29 x 30	120
SE-DKP-4529-4-3E	Sedona Panel End Pedestal Desk with 3 Box Drawers and Pencil Drawer in Knee Space.	45 x 29 x 30	135
SE-DKP-4829-4-3E	Sedona Panel End Pedestal Desk with 3 Box Drawers and Pencil Drawer in Knee Space.	48 x 29 x 30	140



SE-DKP-4229-4	Sedona Panel End Pedestal Desk with 2 Boxes and 1 File Drawer, Pencil Drawer in Knee Space.	42 x 29 x 30	120
SE-DKP-4529-4	Sedona Panel End Pedestal Desk with 2 Boxes and 1 File Drawer, Pencil Drawer in Knee Space.	45 x 29 x 30	135
SE-DKP-4829-4	Sedona Panel End Pedestal Desk with 2 Boxes and 1 File Drawer, Pencil Drawer in Knee Space.	48 x 29 x 30	140



SE-DKPC-4229-3	Sedona Panel End Pedestal Desk with Computer Drawer, Pedestal has 3 Equal Drawers.	42 x 29 x 30	120
SE-DKPC-4529-3	Sedona Panel End Pedestal Desk with Computer Drawer, Pedestal has 3 Equal Drawers.	45 x 29 x 30	135
SE-DKPC-4829-3	Sedona Panel End Pedestal Desk with Computer Drawer, Pedestal has 3 Equal Drawers.	48 x 29 x 30	140



SE-DKPT-4229-T

Sedona Panel End Pedestal Desk with 1 Top Drawer and Open Compartment Below, Pull Out Tray in Knee Space.

42 x 29 x 30 110

SE-DKPT-4529-T

Sedona Panel End Pedestal Desk with 1 Top Drawer and Open Compartment Below, Pull Out Tray in Knee Space.

45 x 29 x 30 125

SE-DKPT-4829-T

Sedona Panel End Pedestal Desk with 1 Top Drawer and Open Compartment Below, Pull Out Tray in Knee Space.

48 x 29 x 30 130



SE-DKPT-4229-4

Sedona Panel End Pedestal Desk with 2 Box and 1 File Drawer, Pull Out Tray in Knee Space.

42 x 29 x 30 120

SE-DKPT-4529-4

Sedona Panel End Pedestal Desk with 2 Box and 1 File Drawer, Pull Out Tray in Knee Space.

45 x 29 x 30 135

SE-DKPT-4829-4

Sedona Panel End Pedestal Desk with 2 Box and 1 File Drawer, Pull Out Tray in Knee Space.

48 x 29 x 30 140

SE-DKPT-4229-S

Sedona Panel End Pedestal Desk with 2 Open Compartments and 1 Adjustable Shelf, Pull Out Tray in Knee Space.

42 x 29 x 30 120

SE-DKPT-4529-S

Sedona Panel End Pedestal Desk with 2 Open Compartments and 1 Adjustable Shelf, Pull Out Tray in Knee Space.

45 x 29 x 30 125

SE-DKPT-4829-S

Sedona Panel End Pedestal Desk with 2 Open Compartments and 1 Adjustable Shelf, Pull Out Tray in Knee Space.

48 x 29 x 30 130

SE-DKPT-4229-B

Sedona Panel End Pedestal Desk. Pedestal has 1 Bottom Drawer with an Open Compartment Above. Pull Out Tray in Knee Space.

42 x 29 x 30 110



SE-DKPT-4529-B

Sedona Panel End Pedestal Desk. Pedestal has 1 Bottom Drawer with an Open Compartment Above. Pull Out Tray in Knee Space.

45 x 29 x 30 120

SE-DKPT-4829-B

Sedona Panel End Pedestal Desk. Pedestal has 1 Bottom Drawer with an Open Compartment Above. Pull Out Tray in Knee Space.

48 x 29 x 30 125

**Drop Lid Desks**



**Part Number**

**Description**

**W x D x H**

**WT**

SE-DLKR-3024-3-78

Sedona Drop Lid Desk with Recessed Drop Lid, 3 Drawers, 1 Fixed and 1 Adjustable Shelf, Wire Management Access.

30 x 24 x 78 155

## Study Desks



Part Number	Description	W x D x H	WT
SE-SD-3624	Sedona 36" Study Desk with Pencil Drawer, 24" Deep.	36 x 24 x 30	55
SE-SD-3629	Sedona 36" Study Desk with Pencil Drawer, 29" Deep.	36 x 29 x 30	60
SE-SD-4229	Sedona 42" Study with Pencil Drawer.	42 x 29 x 30	65
SE-SD-4529	Sedona 45" Study Desk with Pencil Drawer.	45 x 29 x 30	75
SE-SD-4829	Sedona 48" Study Desk with Pencil Drawer.	48 x 29 x 30	80



SE-SDT-3624	Sedona 36" Study Desk with Pull Out Tray, 24" Deep.	36 x 24 x 30	55
SE-SDT-3629	Sedona 36" Study Desk with Pull Out Tray, 29" Deep.	36 x 29 x 30	60
SE-SDT-4229	Sedona 42" Study Desk with Pull Out Tray.	42 x 29 x 30	65
SE-SDT-4529	Sedona 45" Study Desk with Pull Out Tray.	45 x 29 x 30	75
SE-SDT-4829	Sedona 48" Study Desk with Pull Out Tray.	48 x 29 x 30	80

## Single Shelf Carrel



Part Number	Description	W x D x H	WT
SE-OB-3612-1	Sedona Single Shelf Carrel with Open Back, 36" W.	36 x 12 x 26	20
SE-OB-4212-1	Sedona Single Shelf Carrel with Open Back, 42" W.	42 x 12 x 26	25
SE-OB-4512-1	Sedona Single Shelf Carrel with Open Back, 45" W.	45 x 12 x 26	30
SE-OB-4812-1	Sedona Single Shelf Carrel with Open Back, 48" W.	48 x 12 x 26	35



SE-CB-3612-1	Sedona Single Shelf Carrel with Closed Back, 36" W.	36 x 12 x 26	25
SE-CB-4212-1	Sedona Single Shelf Carrel with Closed Back, 42" W.	42 x 12 x 26	30
SE-CB-4512-1	Sedona Single Shelf Carrel with Closed Back, 45" W.	45 x 12 x 26	35
SE-CB-4812-1	Sedona Single Shelf Carrel with Closed Back, 48" W.	48 x 12 x 26	40

## Carrel Options



Part Number	Description	W x D x H	WT
SE-PDWR	Sedona Option to Add Drawer Mounted Under Carrel Extension Shelf.	15 x 14 x 4	5
SE-PSHELF	Sedona Option to Add Compartment Mounted Under Carrel Extension Shelf.	15 x 14 x 4	5

## Desk Pedestals/Nightstands

### Desk Pedestals



Part Number	Description	W x D x H	WT
SE-2DWRPED	Sedona Desk Pedestal with 1 Box and 1 File Drawer.	18.5 x 22 x 24	50
SE-PED-2E	Sedona Desk Pedestal with 2 Equal Drawers.	18.5 x 22 x 24	55
SE-PED-3	Sedona Desk Pedestal with 3 Equal Drawers.	18.5 x 22 x 24	60
SE-PED-S	Sedona Desk Pedestal with 2 Open Compartments.	18.5 x 22 x 24	40
SE-PED-T	Sedona Desk Pedestal with Top Drawer and Open Compartment.	18.5 x 22 x 24	50
SE-PED-TD-SH	Sedona Desk Pedestal with 1 Drawer, Open sides, Bottom shelf.	18.5 x 22 x 24	60
SE-SU3024	Sedona Desk Side Storage with 1 Fixed Shelf, 30" H.	30 x 24 x 30	50

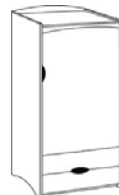
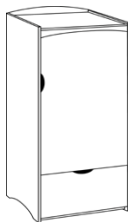
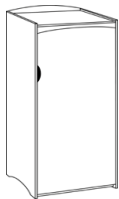
### Nightstands



Part Number	Description	W x D x H	WT
SE-2BC-2020	Sedona Nightstand with 2 Equal Size Drawers.	19 x 22 x 23	55
SE-BCD-2020	Sedona Nightstand with Top Drawer and Open Compartment Below.	19 x 22 x 23	40
SE-BCDD-2020	Sedona Nightstand with Top Drawer and Compartment Door.	19 x 22 x 23	50
SE-BCOSD-2219	Sedona Nightstand with Top Drawer, Open Side Ends and Bottom Shelf.	19 x 22 x 23	45

## Wardrobes

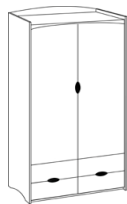
### Single Door Wardrobes



Part Number	Description	W x D x H	WT
SE-SW-2424-60	Sedona Single Door Wardrobe with Interior Shelf and Clothes Rod, 24" W, 60" H.	24 x 24 x 60	105
SE-SW-2424-78	Sedona Single Door Wardrobe with Interior Shelf and Clothes Rod, 24" W, 78" H.	24 x 24 x 78	115
SE-SW-2424-60-1	Sedona Single Door Wardrobe with 1 Bottom Drawer and Clothes Rod, 24" W, 60" H.	24 x 24 x 60	120
SE-SW-2424-78-1	Sedona Single Door Wardrobe with 1 Bottom Drawer, Interior Shelf and Clothes Rod, 24" W, 78" H.	24 x 24 x 78	130
SE-SW-2424-78-2	Sedona Single Door Wardrobe with 2 Bottom Drawers, Interior Shelf and Clothes Rod, 24" W, 78" H.	24 x 24 x 78	140



## Double Door Wardrobes



Part Number	Description	W x D x H	WT
SE-DWD-3024-60	Sedona Double Door Wardrobe with Interior Shelf and Clothes Rod, 30" W, 60" H.	30 x 24 x 60	130
SE-DWD-3024-78	Sedona Double Door Wardrobe with Interior Shelf and Clothes Rod, 30" W, 78" H.	30 x 24 x 78	140
SE-DWD-3624-60	Sedona Double Door Wardrobe with Interior Shelf and Clothes Rod, 36" W, 60" H.	36 x 24 x 60	160
SE-DWD-3624-78	Sedona Double Door Wardrobe with Interior Shelf and Clothes Rod, 36" W, 78" H.	36 x 24 x 78	170
SE-DWD-4224-60	Sedona Double Door Wardrobe with Interior Shelf and Clothes Rod, 42" W, 60" H.	42 x 24 x 60	185
SE-DWD-4224-78	Sedona Double Door Wardrobe with Interior Shelf and Clothes Rod, 42" W, 78" H.	42 x 24 x 78	195
SE-DWD-3024-60-1	Sedona Double Door Wardrobe with 1 Bottom Drawer and Clothes Rod, 30" W, 60" H.	30 x 24 x 60	150
SE-DWD-3624-60-1	Sedona Double Door Wardrobe with 1 Bottom Drawer and Clothes Rod, 36" W, 60" H.	36 x 24 x 60	185
SE-DWD-3024-78-1	Sedona Double Door Wardrobe with 1 Bottom Drawer, Interior Shelf and Clothes Rod, 30" W, 78" H.	30 x 24 x 78	165
SE-DWD-3624-78-1	Sedona Double Door Wardrobe with 1 Bottom Drawer, Interior Shelf and Clothes Rod, 36" W, 78" H.	36 x 24 x 78	195
SE-DWD-4224-78-1	Sedona Double Door Wardrobe with 1 Bottom Drawer, Interior Shelf and Clothes Rod, 42" W, 78" H.	42 x 24 x 78	230
SE-DWD-3024-78-2	Sedona Double Door Wardrobe with 2 Bottom Drawers, Interior Shelf and Clothes Rod, 30" W, 78" H.	30 x 24 x 78	175
SE-DWD-3624-78-2	Sedona Double Door Wardrobe with 2 Bottom Drawers, Interior Shelf and Clothes Rod, 36" W, 78" H.	36 x 24 x 78	205
SE-DWD-4224-78-2	Sedona Double Door Wardrobe with 2 Bottom Drawers, Interior Shelf and Clothes Rod, 42" W, 78" H.	42 x 24 x 78	240
SE-DWD-4224-78-4	Sedona Double Door Wardrobe with 4 Bottom Drawers (2 sets of 2 side by side), Interior Shelf and Clothes Rod.	42 x 24 x 78	265

### Wardrobe Chests



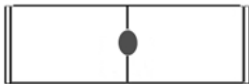
Part Number	Description	W x D x H	WT
SE-WC-3624-1-3	Sedona Wardrobe Chest with Double Door and 1 Large Bottom Drawer and 3 Drawers on Right Side, Interior Shelf and Clothes Rod, 36" W.	36 x 24 x 78	265
SE-WC-4224-1-3	Sedona Wardrobe Chest with Double Door and 1 Large Bottom Drawer and 3 Drawers on Right Side, Interior Shelf and Clothes Rod, 42" W.	42 x 24 x 78	290

### ADA Wardrobes

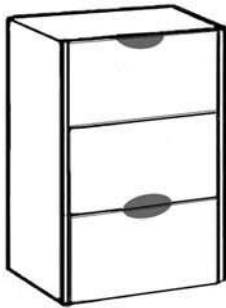


Part Number	Description	W x D x H	WT
SE-SH-4848-3	Sedona ADA/Special Needs Wardrobe with 48" W Double Sliding Door, 3 Interior Drawers on Right, Clothes Rod on Left Side at Arm Length Height, Full Extension Slides on Drawer for Ease of Access.	48 x 24 x 48	200
SE-SH-4848-3L	Sedona ADA/Special Needs Wardrobe with 48" W Double Sliding Door, 3 Interior Drawers on Right, Clothes Rod on Left Side at Arm Length Height, Full Extension Slides on Drawer for Ease of Access.	48 x 24 x 48	200

### Wardrobe Options

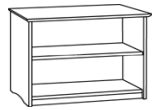


Part Number	Description	W x D x H	WT
SE-3024-SU	Sedona Wardrobe Option. 2 Door Top Storage Unit, 30" W.	30 x 24 x 12	30
SE-3624-SU	Sedona Wardrobe Option. 2 Door Top Storage Unit, 36" W.	36 x 24 x 12	35
SE-4224-SU	Sedona Wardrobe Option. 2 Door Top Storage Unit, 42" W.	42 x 24 x 12	40



SE-3D-INS15	Sedona Wardrobe Option. 3 Drawer Cabinet Insert, Attaches to Right Side Standard (fits 30" x 24" wardrobes).	15 x 19.5 x 24	55
SE-3D-INS18	Sedona Wardrobe Option. 3 Drawer Cabinet Insert, Attaches to Right Side Standard (fits 36" x 24" wardrobes).	18 x 19.5 x 24	60
SE-3D-INS21	Sedona Wardrobe Option. 3 Drawer Cabinet Insert, Attaches to Right Side Standard (fits 42" x 24" wardrobes).	21 x 19.5 x 24	65

## Bookcases



Part Number	Description	W x D x H	WT
SE-BC-3612-2	Sedona Freestanding Bookcase with 1 Fixed Shelf and 1 Adjustable Shelf.	36 x 12 x 30	55



SE-BC-3612-3	Sedona Freestanding Bookcase with 1 Fixed Shelf and 2 Adjustable Shelves.	36 x 12 x 44	72
--------------	---------------------------------------------------------------------------	--------------	----



SE-BC-3612-4	Sedona Freestanding Bookcase with 2 Fixed Shelves and 2 Adjustable Shelves.	36 x 12 x 59	83
--------------	-----------------------------------------------------------------------------	--------------	----

Manufacturer Recommendation Tipping Danger: Savoy Contract Furniture (R) Strongly recommends that all bookshelves 42"H in height and over be permanently affixed to a wall in accordance with ANSI/BIFMA standards, section X5.9.9.2. This will ensure proper and safe utilization over life of the product.

## Mirrors



Part Number	Description	W x D x H	WT
SE-3060	Sedona Mirror. Maple/Birch Frame with ANSI Back, 60" H.	30 x .75 x 60	60



SE-3425	Sedona Mirror. Maple/Birch Frame with ANSI Back, 25" H.	33.5 x .75 x 25	28
---------	---------------------------------------------------------	-----------------	----

# The Shaker Collection

HPL tops, solid oak round knobs, oak veneer core plywood construction.

## Chests / Storage Units

### 1 Drawer



Part Number	Description	W x D x H	WT
S2-1DC-3020STK	Shaker 1 Drawer Stackable Chest, 30" W.	30 x 20 x 11	45
S2-1DC-3620STK	Shaker 1 Drawer Stackable Chest, 36" W.	36 x 20 x 11	55

### 2 Drawer

2 Drawer stackable chests can only be stacked 2 units high.



Part Number	Description	W x D x H	WT
S2-2DC-3020STK	Shaker 2 Equal Drawer Stackable Chest, 30" W.	30 x 20 x 22	65
S2-2DC-3620STK	Shaker 2 Equal Drawer Stackable Chest, 36" W.	36 x 20 x 22	75



S2-2DC-3020	Shaker 2 Equal Drawer Chest, 30" W.	30 x 20 x 22	65
S2-2DC-3620	Shaker 2 Equal Drawer Chest, 36" W.	36 x 20 x 22	75

### 3 Drawer



Part Number	Description	W x D x H	WT
S2-3DC-2220	Shaker 3 Drawer Chest with 2 Equal Size and Smaller Top Drawer, 22" W.	22 x 20 x 30	95
S2-3DC-3020	Shaker 3 Drawer Chest with 2 Equal Size and Smaller Top Drawer, 30" W.	30 x 20 x 30	110
S2-3DC-3024	Shaker 3 Drawer Chest with 2 Equal Size and Smaller Top Drawer, 24" D.	30 x 24 x 30	115
S2-3DC-3620	Shaker 3 Drawer Chest with 2 Equal Size and Smaller Top Drawer, 36" W.	36 x 20 x 30	125
S2-3DC-4420	Shaker 3 Drawer Chest with 2 Equal Size and Smaller Top Drawer, 44" W.	44 x 20 x 30	140

### 4 Drawer



Part Number	Description	W x D x H	WT
S2-4DC-3020	Shaker 4 Drawer Chest with 3 Equal Size and Smaller Top Drawer, 30" W.	30 x 20 x 38	120
S2-4DC-3620	Shaker 4 Drawer Chest with 3 Equal Size and Smaller Top Drawer, 36" W.	36 x 20 x 38	125

### 5 Drawer



Part Number	Description	W x D x H	WT
S2-5DC-3020	Shaker 5 Drawer Chest 4 Equal Size and Smaller Top Drawer, 30" W.	30 x 20 x 47	130
S2-5DC-3620	Shaker 5 Drawer Chest with 4 Equal Size and Smaller Top Drawer, 36" W.	36 x 20 x 47	145

### 6 Drawer



Part Number	Description	W x D x H	WT
S2-6DC-3020	Shaker 6 Drawer Chest with 5 Equal Size and Smaller Top Drawer, 30" W.	30 x 20 x 57	140
S2-6DC-3620	Shaker 6 Drawer Chest with 5 Equal Size and Smaller Top Drawer, 36" W.	36 x 20 x 57	155
S2-D6D-4820	Shaker Dresser. 6 Equal Drawers, 3 Side by Side, 48" W.	48 x 20 x 30	125
S2-D6D-6020	Shaker Dresser. 6 Equal Drawers, 3 Side by Side, 60" W.	60 x 20 x 30	155

### 8 Drawer



Part Number	Description	W x D x H	WT
S2-D8D-6020	Shaker Dresser. 8 Equal Drawers, 4 Side by Side, 60" W.	60 x 20 x 39	165

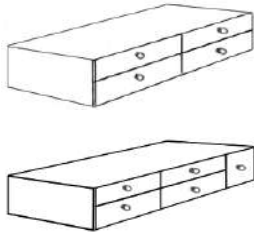
### Stackable Storage Unit

These units are to be used on **top** of 1 drawer & 2 drawer stackables only. Items cannot be stacked on top of these units.



Part Number	Description	W x D x H	WT
S2-2C-3020STK	Shaker 2 Compartment Stackable Storage Unit, 30" W.	30 x 20 x 22	40
S2-2C-3620STK	Shaker 2 Compartment Stackable Storage Unit, 36" W.	36 x 20 x 22	45

### Under Bed Storage Unit



Part Number	Description	W x D x H	WT
S2-2DWR	Shaker 2 Drawer Under Bed Unit - Side by Side.	81 x 21 x 12	95
S2-3DWR	Shaker 3 Drawer Under Bed Unit - Side by Side.	81 x 20 x 12	100
S2-4DWR	Shaker 4 Drawer Under Bed Unit.	81 x 21 x 18	125
S2-4DWR-1C	Shaker 4 Drawer Under Bed Unit with Compartment Door.	81 x 21 x 18	130

## Desks & Desktop Storage

### Panel End Pedestal Desks

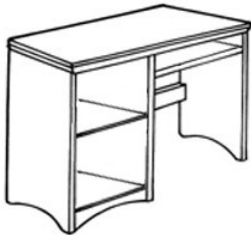
Part Number	Description	W x D x H	WT
S2-DKP-4224-4-3E	Shaker Panel End Pedestal Desk with 3 Box Drawers and Pencil Drawer in Knee Space.	42 x 24 x 30	115
S2-DKP-4524-4-3E	Shaker Panel End Pedestal Desk with 3 Box Drawers and Pencil Drawer in Knee Space.	45 x 24 x 30	125
S2-DKP-4824-4-3E	Shaker Panel End Pedestal Desk with 3 Box Drawers and Pencil Drawer in Knee Space.	48 x 24 x 30	130
S2-DKP-4224-4	Shaker Panel End Pedestal Desk with 2 Boxes and 1 File Drawer, Pencil Drawer in Knee Space.	42 x 24 x 30	115
S2-DKP-4524-4	Shaker Panel End Pedestal Desk with Panel End, 2 Boxes and 1 File Drawer, Pencil Drawer in Knee Space.	45 x 24 x 30	125
S2-DKP-4824-4	Shaker Panel End Pedestal Desk with 2 Boxes and 1 File Drawer, Pencil Drawer in Knee Space.	48 x 24 x 30	130



S2-DKPC-4224-4	Shaker Panel End Pedestal Desk with 2 Boxes and 1 File Drawer, Computer Drawer in Knee Space.	42 x 24 x 30	115
S2-DKPC-4524-4	Shaker Panel End Pedestal Desk with 2 Boxes and 1 File Drawer, Computer Drawer in Knee Space.	45 x 24 x 30	125
S2-DKPC-4824-4	Shaker Panel End Pedestal Desk with 2 Boxes and 1 File Drawer, Computer Drawer in Knee Space.	48 x 24 x 30	130



S2-DKPT-4224-T	Shaker Panel End Pedestal Desk with 1 Top Drawer and Open Compartment Below, Pull Out Tray in Knee Space.	42 x 24 x 30	100
S2-DKPT-4524-T	Shaker Panel End Pedestal Desk with 1 Top Drawer and Open Compartment Below, Pull Out Tray in Knee Space.	45 x 24 x 30	110
S2-DKPT-4824-T	Shaker Panel End Pedestal Desk with 1 Top Drawer and Open Compartment Below, Pull Out Tray in Knee Space.	48 x 24 x 30	110



S2-DKPT-4224-S	Shaker Panel End Pedestal Desk with 2 Open Compartments and 1 Adjustable Shelf, Pull Out Tray in Knee Space.	42 x 24 x 30	105
S2-DKPT-4524-S	Shaker Panel End Pedestal Desk with 2 Open Compartments and 1 Adjustable Shelf, Pull Out Tray in Knee Space.	45 x 24 x 30	115
S2-DKPT-4824-S	Shaker Panel End Pedestal Desk with 2 Open Compartments and 1 Adjustable Shelf, Pull Out Tray in Knee Space.	48 x 24 x 30	120

### Pedestal Desks w/Open Leg



Part Number	Description	W x D x H	WT
S2-L-DKP-4224-4-3E	Shaker Pedestal Desk with Open Leg End, 3 Box Drawers, and Pencil Drawer in Knee Space.	42 x 24 x 30	115
S2-L-DKP-4524-4-3E	Shaker Pedestal Desk with Open Leg End, 3 Box Drawers, and Pencil Drawer in Knee Space.	45 x 24 x 30	125
S2-L-DKP-4824-4-3E	Shaker Pedestal Desk with Open Leg End, 3 Box Drawers, and Pencil Drawer in Knee Space.	48 x 24 x 30	130




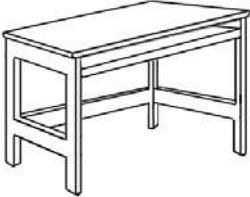


S2-L-DKP-4224-4	Shaker Pedestal Desk with Open Leg End and 2 Boxes and 1 File Drawer, Pencil Drawer in Knee Space.	42 x 24 x 30	115
S2-L-DKP-4524-4	Shaker Pedestal Desk with Open Leg End and 2 Boxes and 1 File Drawer, Pencil Drawer in Knee Space.	45 x 24 x 30	125
S2-L-DKP-4824-4	Shaker Pedestal Desk with Open Leg End and 2 Boxes and 1 File Drawer, Pencil Drawer in Knee Space.	48 x 24 x 30	130

### Drop Lid Desks

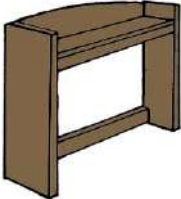



Part Number	Description	W x D x H	WT
S2-DLKR-3024-3-60	Shaker Drop Lid Desk with Recessed Drop Lid, 3 Drawers, 1 Fixed Shelf and Wire Management Access.	30 x 24 x 60	125
S2-DLKR-3024-3-78	Shaker Drop Lid Desk with Recessed Drop Lid, 3 Drawers, 1 Fixed and 1 Adjustable Shelf, Wire Management Access.	30 x 24 x 78	150

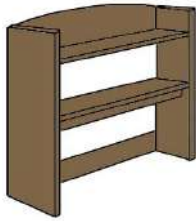
## Study Desks

	Part Number	Description	W x D x H	WT
	S2-L-SD-3624	Shaker 36" Study Desk with Open Legs and Pencil Drawer.	36 x 24 x 30	60
	S2-L-SD-4224	Shaker 42" Study Desk with Open Legs and Pencil Drawer.	42 x 24 x 30	65
	S2-L-SD-4524	Shaker 45" Study Desk with Open Legs and Pencil Drawer.	45 x 24 x 30	75
	S2-L-SD-4824	Shaker 48" Study Desk with Open Legs and Pencil Drawer.	48 x 24 x 30	80
	S2-L-SDT-3624	Shaker 36" Study Desk with Open Legs and Pull Out Tray.	36 x 24 x 30	60
	S2-L-SDT-4224	Shaker 42" Study Desk with Open Legs and Pull Out Tray.	42 x 24 x 30	65
	S2-L-SDT-4524	Shaker 45" Study Desk with Open Legs and Pull Out Tray.	45 x 24 x 30	75
	S2-L-SDT-4824	Shaker 48" Study Desk with Open Legs and Pull Out Tray.	48 x 24 x 30	80
	S2-SD-3624	Shaker 36" Study Desk with Pencil Drawer. (Shown w/Optional Backspash & Hardware)	36 x 24 x 30	60
	S2-SD-4224	Shaker 42" Study Desk with Pencil Drawer. (Shown w/Optional Backspash & Hardware)	42 x 24 x 30	65
	S2-SD-4524	Shaker 45" Study Desk with Pencil Drawer. (Shown w/Optional Backspash & Hardware)	45 x 24 x 30	75
	S2-SD-4824	Shaker 48" Study Desk with Pencil Drawer. (Shown w/Optional Backspash & Hardware)	48 x 24 x 30	80
	S2-SDT-3624	Shaker 36" Study Desk with Pull Out Tray.	36 x 24 x 30	60
	S2-SDT-4224	Shaker 42" Study Desk with Pull Out Tray.	42 x 24 x 30	65
	S2-SDT-4524	Shaker 45" Study Desk with Pull Out Tray.	45 x 24 x 30	75
	S2-SDT-4824	Shaker 48" Study Desk with Pull Out Tray.	48 x 24 x 30	80

## Single Shelf Carrel

	Part Number	Description	W x D x H	WT
	S2-OB-3612-1	Shaker Single Shelf Carrel with Open Back, 36" W.	36 x 12 x 26	20
	S2-OB-4212-1	Shaker Single Shelf Carrel with Open Back, 42" W.	42 x 12 x 26	25
	S2-OB-4512-1	Shaker Single Shelf Carrel with Open Back, 45" W.	45 x 12 x 26	30
	S2-OB-4812-1	Shaker Single Shelf Carrel with Open Back, 48" W.	48 x 12 x 26	35
	S2-CB-3612-1	Shaker Single Shelf Carrel with Closed Back, 36" W.	36 x 12 x 26	25
	S2-CB-4212-1	Shaker Single Shelf Carrel with Closed Back, 42" W.	42 x 12 x 26	30
	S2-CB-4512-1	Shaker Single Shelf Carrel with Closed Back, 45" W.	45 x 12 x 26	35
	S2-CB-4812-1	Shaker Single Shelf Carrel with Closed Back, 48" W.	48 x 12 x 26	40

## Double Shelf Carrel



Part Number	Description	W x D x H	WT
S2-OB-3612-2	Shaker Double Shelf Carrel with Open Back, 36" W.	36 x 12 x 29	25
S2-OB-4212-2	Shaker Double Shelf Carrel with Open Back, 42" W.	42 x 12 x 29	30
S2-OB-4512-2	Shaker Double Shelf Carrel with Open Back, 45" W.	45 x 12 x 29	35
S2-OB-4812-2	Shaker Double Shelf Carrel with Open Back, 48" W.	48 x 12 x 29	40



S2-CB-3612-2	Shaker Double Shelf Carrel with Closed Back, 36" W.	36 x 12 x 29	30
S2-CB-4212-2	Shaker Double Shelf Carrel with Closed Back, 42" W.	42 x 12 x 29	35
S2-CB-4512-2	Shaker Double Shelf Carrel with Closed Back, 45" W.	45 x 12 x 29	40
S2-CB-4812-2	Shaker Double Shelf Carrel with Closed Back, 48" W.	48 x 12 x 29	45

## Desk Pedestals/Nightstands

### Desk Pedestals



Part Number	Description	W x D x H	WT
S2-2DWRPED	Shaker Desk Pedestal with 1 Box and 1 File Drawer.	18.5 x 22 x 23	50

S2-PED-2E	Shaker Desk Pedestal with 2 Equal Drawers.	18.5 x 22 x 23	55
-----------	--------------------------------------------	----------------	----

S2-PED-3	Shaker Desk Pedestal with 3 Equal Drawers.	18.5 x 22 x 23	60
----------	--------------------------------------------	----------------	----



S2-PED-S	Shaker Desk Pedestal with 2 Open Compartments.	18.5 x 22 x 23	40
----------	------------------------------------------------	----------------	----

S2-PED-T	Shaker Desk Pedestal with Top Drawer and Open Compartment.	18.5 x 22 x 23	50
----------	------------------------------------------------------------	----------------	----

S2-SU3024	Shaker Desk Side Storage with 1 Fixed Shelf, 30" H.	30 x 24 x 30	50
-----------	-----------------------------------------------------	--------------	----

### Nightstands



Part Number	Description	W x D x H	WT
S2-2BC-2020	Shaker Nightstand with 2 Equal Size Drawers.	22 x 20 x 24	50

S2-BCD-2020	Shaker Nightstand with Top Drawer and Open Compartment Below.	22 x 20 x 24	40
-------------	---------------------------------------------------------------	--------------	----

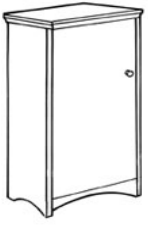


S2-BCDD-2020	Shaker Nightstand with Top Drawer and Compartment Door.	22 x 20 x 24	45
--------------	---------------------------------------------------------	--------------	----



## Wardrobes

### Single Door Wardrobes

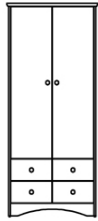


Part Number	Description	W x D x H	WT
S2-SW-2424-60	Shaker Single Door Wardrobe with Interior Shelf and Clothes Rod, 24" W, 60" H.	24 x 24 x 60	100
S2-SW-2424-60-1	Shaker Single Door Wardrobe with 1 Bottom Drawer and Clothes Rod, 24" W, 60" H.	24 x 24 x 60	115
S2-SW-2424-78	Shaker Single Door Wardrobe with Interior Shelf and Clothes Rod, 24" W, 78" H.	24 x 24 x 78	110
S2-SW-2424-78-1	Shaker Single Door Wardrobe with 1 Bottom Drawer, Interior Shelf and Clothes Rod, 24" W, 78" H.	24 x 24 x 78	125
S2-SW-2424-78-2	Shaker Single Door Wardrobe with 2 Bottom Drawers, Interior Shelf and Clothes Rod, 24" W, 78" H.	24 x 24 x 78	135

### Double Door Wardrobes



Part Number	Description	W x D x H	WT
S2-DWD-3024-60	Shaker Double Door Wardrobe with Interior Shelf and Clothes Rod, 30" W, 60" H.	30 x 24 x 60	125
S2-DWD-3024-78	Shaker Double Door Wardrobe with Interior Shelf and Clothes Rod, 30" W, 78" H.	30 x 24 x 78	135
S2-DWD-3624-60	Shaker Double Door Wardrobe with Interior Shelf and Clothes Rod, 36" W, 60" H.	36 x 24 x 60	150
S2-DWD-3624-78	Shaker Double Door Wardrobe with Interior Shelf and Clothes Rod, 36" W, 78" H.	36 x 24 x 78	160
S2-DWD-4224-60	Shaker Double Door Wardrobe with Interior Shelf and Clothes Rod, 42" W, 60" H.	42 x 24 x 60	175
S2-DWD-4224-78	Shaker Double Door Wardrobe with Interior Shelf and Clothes Rod, 42" W, 78" H.	42 x 24 x 78	185
S2-DWD-3024-60-1	Shaker Double Door Wardrobe with 1 Bottom Drawer and Clothes Rod, 30" W, 60" H.	30 x 24 x 60	145
S2-DWD-3624-60-1	Shaker Double Door Wardrobe with 1 Bottom Drawer and Clothes Rod, 36" W, 60" H.	36 x 24 x 60	175
S2-DWD-3024-78-1	Shaker Double Door Wardrobe with 1 Bottom Drawer, Interior Shelf and Clothes Rod, 30" W, 78" H.	30 x 24 x 78	155
S2-DWD-3624-78-1	Shaker Double Door Wardrobe with 1 Bottom Drawer, Interior Shelf and Clothes Rod, 36" W, 78" H.	36 x 24 x 78	185
S2-DWD-4224-78-1	Shaker Double Door Wardrobe with 1 Bottom Drawer, Interior Shelf and Clothes Rod, 42" W, 78" H.	42 x 24 x 78	220



S2-DWD-3024-78-2	Shaker Double Door Wardrobe with 2 Bottom Drawers, Interior Shelf and Clothes Rod, 30" W, 78" H.	30 x 24 x 78	165
S2-DWD-3624-78-2	Shaker Double Door Wardrobe with 2 Bottom Drawers, Interior Shelf and Clothes Rod, 36" W, 78" H.	36 x 24 x 78	195
S2-DWD-4224-78-2	Shaker Double Door Wardrobe with 2 Bottom Drawers, Interior Shelf and Clothes Rod, 42" W, 78" H.	42 x 24 x 78	230
S2-DWD-4224-78-4	Shaker Double Door Wardrobe with 4 Bottom Drawers (2 sets of 2 side by side), Interior Shelf and Clothes Rod.	42 x 24 x 78	250

### Wardrobe Chests



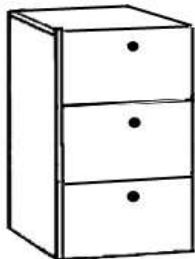
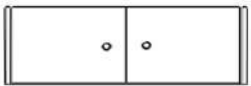
Part Number	Description	W x D x H	WT
S2-WC-3624-1-3	Shaker Wardrobe Chest with Double Door and 1 Large Bottom Drawer and 3 Drawers on Right Side, Interior Shelf and Clothes Rod, 36" W.	36 x 24 x 78	250
S2-WC-4224-1-3	Shaker Wardrobe Chest with Double Door and 1 Large Bottom Drawer and 3 Drawers on Right Side, Interior Shelf and Clothes Rod, 42" W.	42 x 24 x 78	275

### ADA Wardrobes



Part Number	Description	W x D x H	WT
S2-SH-4848-3	Shaker ADA/Special Needs Wardrobe with 48"W Double Sliding Door, 3 Interior Drawers on Right, Clothes Rod on Left Side at Arm Length Height, Full Extension Slides on Drawer for Ease of Access.	48 x 24 x 48	180
S2-SH-4848-3L	Shaker ADA/Special Needs Wardrobe with 48"W Double Sliding Door, 3 Interior Drawers on Right, Clothes Rod on Left Side at Arm Length Height, Full Extension Slides on Drawer for Ease of Access.	48 x 24 x 48	180

### Wardrobe Options



Part Number	Description	W x D x H	WT
S2-3024-SU	Shaker Wardrobe Option. 2 Door Top Storage Unit, 30" W.	30 x 24 x 12	30
S2-3624-SU	Shaker Wardrobe Option. 2 Door Top Storage Unit, 36" W.	36 x 24 x 12	35
S2-4224-SU	Shaker Wardrobe Option. 2 Door Top Storage Unit, 42" W.	42 x 24 x 12	40
S2-3D-INS15	Shaker Wardrobe Option. 3 Drawer Cabinet Insert, Attaches to Right Side, Standard. (fits 30" x 24" wardrobes).	15 x 19.5 x 24	50
S2-3D-INS18	Shaker Wardrobe Option. 3 Drawer Cabinet Insert, Attaches to Right Side, Standard. (fits 36" x 24" wardrobes).	18 x 19.5 x 24	55
S2-3D-INS21	Shaker Wardrobe Option. 3 Drawer Cabinet Insert, Attaches to Right Side, Standard. (fits 42" x 24" wardrobes).	21 x 19.5 x 24	60

## Bookcases



Part Number	Description	W x D x H	WT
S2-BC-3612-2	Shaker Freestanding Bookcase with 1 Fixed Shelf and 1 Adjustable Shelf.	36 x 12 x 30	50
S2-BC-3612-3	Shaker Freestanding Bookcase with 1 Fixed Shelf and 2 Adjustable Shelves.	36 x 12 x 44	65
S2-BC-3612-4	Shaker Freestanding Bookcase with 2 Fixed Shelves and 2 Adjustable Shelves.	36 x 12 x 59	75

Manufacturer Recommendation Tipping Danger: Savoy Contract Furniture (R) Strongly recommends that all bookshelves 42"H in height and over be permanently affixed to a wall in accordance with ANSI/BIFMA standards, section X5.9.9.2. This will ensure proper and safe utilization over life of the product.

## Mirrors




Part Number	Description	W x D x H	WT
S2-M2236	Shaker Solid Wood Frame Mirror with ANSI Back, 36" H.	22 x 1.125 x 36	25
S2-M2545	Shaker Solid Wood Frame Mirror with ANSI Back, 45" H.	25 x 1.125 x 45	40
S2-MP-1945	Shaker Solid Wood Frame, Pediment Top Mirror with ANSI Back, 45" H.	19 x 1.125 x 45	35
S2-MP-2236	Shaker Solid Wood Frame, Pediment Top Mirror with ANSI Back, 36" H.	22 x 1.125 x 36	25

# The Urban Collection

Maple/Birch Premium Plywood, Matching Edge Banding, Brushed Nickel Inset Metal Pulls.


## Chests / Storage Units

### 1 Drawer Stackable Chests


	Part Number	Description	W x D x H	WT
	UR-1DC-3020STK	Urban 1 Drawer Stackable Chest, 30" W	30 x 20 x 11	45
	UR-1DC-3620STK	Urban 1 Drawer Stackable Chest, 36" W	36 x 20 x 11	55

### 2 Drawer Stackable Chests

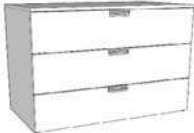
2 Drawer stackable chests can only be stacked 2 units high.

	Part Number	Description	W x D x H	WT
	UR-2DC-3020STK	Urban 2 Equal Drawer Stackable Chest, 30" W.	30 x 20 x 22	65
	UR-2DC-3620STK	Urban 2 Equal Drawer Stackable Chest, 36" W.	36 x 20 x 22	75


### 2 Drawer

	Part Number	Description	W x D x H	WT
	UR-2DC-3020	Urban 2 Equal Drawer Chest, 30" W.	30 x 20 x 22	65
	UR-2DC-3620	Urban 2 Equal Drawer Chest, 36" W.	36 x 20 x 22	75


### 3 Drawer

	Part Number	Description	W x D x H	WT
	UR-3DC-3020	Urban 3 Equal Drawer Chest, 30" W.	30 x 20 x 30	110
	UR-3DC-3620	Urban 3 Equal Drawer Chest, 36" W.	36 x 20 x 30	125

### 4 Drawer

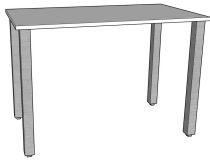
	Part Number	Description	W x D x H	WT
	UR-4DC-3020	Urban 4 Equal Drawer Chest, 30" W.	30 x 20 x 38	120
	UR-4DC-3620	Urban 4 Equal Drawer Chest, 36" W.	36 x 20 x 38	125

### Under Bed Storage Unit

	Part Number	Description	W x D x H	WT
	UR-2DWR	Urban 2 Drawer Under Bed Unit - Side by Side.	81 x 21 x 12	95
	UR-3DWR	Urban 3 Drawer Under Bed Unit - Side by Side.	81 x 20 x 11	100
	UR-4DWR	Urban 4 Drawer Under Bed Unit.	81 x 21 x 18	125

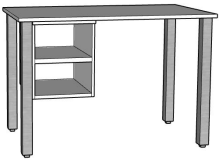
## Desks & Desktop Storage

### Study Desk w/Open Legs



Part Number	Description	W x D x H	WT
UR-ML-SD-3624	Urban 36" Study Desk with Open Legs.	36 x 24 x 30	60
UR-ML-SD-4224	Urban 42" Study Desk with Open Legs.	42 x 24 x 30	65
UR-ML-SD-4524	Urban 45" Study Desk with Open Legs.	45 x 24 x 30	75

### Study Desk Hanging Pedestal Options - Add to Price of Study Desk w/Open Legs



Part Number	Description	W x D x H	WT
UR-HPED-2D	Attached Pedestal with 2 Drawers.	12.5" x 17.25" x 15.5"	40
UR-HPED-1D1C	Attached Pedestal with 1 Drawer and 1 Open Compartment.	12.5" x 17.25" x 15.5"	35
UR-HPED-2OC	Attached Pedestal with 2 Open Compartments.	12.5" x 17.25" x 15.5"	35

### Open Leg Pedestal Desk



Part Number	Description	W x D x H	WT
UR-L-DKP-4224-2	Urban Pedestal Desk with Metal Open Leg End, 1 Box Drawer & 1 File Drawer, 42"W	42 x 24 x 30	115
UR-L-DKP-4524-2	Urban Pedestal Desk with Metal Open Leg End, 1 Box Drawer & 1 File Drawer, 45"W	45 x 24 x 30	125

### Desktop Storage Unit




Part Number	Description	W x D x H	WT
UR-DSU-3612	Urban Desktop Storage Unit, 36" W.	36 x 12 x 26	25
UR-DSU-4212	Urban Desktop Storage Unit, 42" W.	42 x 12 x 26	30
UR-DSU-4512	Urban Desktop Storage Unit, 45" W.	45 x 12 x 26	35

## Desk Pedestals/Nightstands

---


### Desk Pedestals/Nightstands

	Part Number	Description	W x D x H	WT
	UR-2DWRPED	Urban Desk Pedestal with 1 Box and 1 File Drawer.	18.5 x 22 x 23	50
	UR-PED-2E	Urban Desk Pedestal with 2 Equal Drawers.	18.5 x 22 x 23	55
	UR-PED-3	Urban Desk Pedestal with 3 Equal Drawers.	18.5 x 22 x 23	60
	UR-PED-S	Urban Desk Pedestal with 2 Open Compartments.	18.5 x 22 x 23	40
	UR-PED-T	Urban Desk Pedestal with Top Drawer and Open Compartment.	18.5 x 22 x 23	40

## Wardrobes

---

### Double Door Wardrobes

	Part Number	Description	W x D x H	WT
	UR-DX-DWD-3624-78	Urban Deluxe Double Door Wardrobe with Interior Shelves, 2 Drawers and Clothes Rod, 36" W, 78" H.	36 x 24 x 78	250
	UR-DX-DWD-4224-78	Urban Deluxe Double Door Wardrobe with Interior Shelves, 2 Drawers and Clothes Rod, 42" W, 78" H.	42 x 24 x 78	275

# The Woodcrest Collection

HPL tops, full face frames, raised panel solid oak drawer fronts, brass drawer pulls, oak veneer core plywood construction.

## Chests / Storage Units

### 1 Drawer



Part Number	Description	W x D x H	WT
WC-1DC-3020STK	Woodcrest 1 Drawer Stackable Chest, 30" W.	30 x 20 x 11	45
WC-1DC-3620STK	Woodcrest 1 Drawer Stackable Chest, 36" W.	36 x 20 x 11	55

### 2 Drawer

2 Drawer stackable chests can only be stacked 2 units high.



Part Number	Description	W x D x H	WT
WC-2DC-2822STK	Woodcrest 2 Equal Drawer Chest, 28" W.	28 x 22 x 16	60
WC-2DC-3020STK	Woodcrest 2 Equal Drawer Stackable Chest, 30" W.	30 x 20 x 22	65
WC-2DC-3620STK	Woodcrest 2 Equal Drawer Stackable Chest, 36" W.	36 x 20 x 22	75



WC-2DC-3020	Woodcrest 2 Equal Drawer Chest, 30" W.	30 x 20 x 22	65
WC-2DC-3620	Woodcrest 2 Equal Drawer Chest, 36" W.	36 x 20 x 22	75

### 3 Drawer



Part Number	Description	W x D x H	WT
WC-3DC-2220	Woodcrest 3 Equal Drawer Chest, 22" W.	22 x 20 x 30	95
WC-3DC-3020	Woodcrest 3 Equal Drawer Chest, 30" W.	30 x 20 x 30	110
WC-3DC-3024	Woodcrest 3 Equal Drawer Chest, 24" Deep.	30 x 24 x 30	115
WC-3DC-3620	Woodcrest 3 Equal Drawer Chest, 36" W.	36 x 20 x 30	125
WC-3DC-4420	Woodcrest 3 Equal Drawer Chest, 44" W.	44 x 20 x 30	140

### 4 Drawer



Part Number	Description	W x D x H	WT
WC-4DC-3020	Woodcrest 4 Equal Drawer Chest, 30" W.	30 x 20 x 36	120
WC-4DC-3620	Woodcrest 4 Equal Drawer Chest, 36" W.	36 x 20 x 36	125

### 5 Drawer



Part Number	Description	W x D x H	WT
WC-5DC-3020	Woodcrest 5 Equal Drawer Chest, 30" W.	30 x 20 x 44	130
WC-5DC-3620	Woodcrest 5 Equal Drawer Chest, 36" W.	36 x 20 x 44	145

### 6 Drawer



Part Number	Description	W x D x H	WT
WC-6DC-3020	Woodcrest 6 Equal Drawer Chest, 30" W.	30 x 20 x 51	140
WC-6DC-3620	Woodcrest 6 Equal Drawer Chest, 36" W.	36 x 20 x 51	155



WC-D6D-4820	Woodcrest Dresser. 6 Equal Drawers, 3 Side by Side, 48" W.	48 x 20 x 30	125
WC-D6D-6020	Woodcrest Dresser. 6 Equal Drawers, 3 Side by Side, 60" W.	60 x 20 x 30	155

### 8 Drawer



Part Number	Description	W x D x H	WT
WC-D8D-6020	Woodcrest Dresser. 8 Equal Drawers, 4 Side by Side, 60" W.	60 x 20 x 37	165

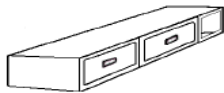
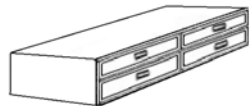
### Stackable Storage Unit

These units are to be used on top of 1 drawer & 2 drawer stackables only. Items cannot be stacked on top of these units.



Part Number	Description	W x D x H	WT
WC-2C-3020STK	Woodcrest 2 Compartment Stackable Storage Unit, 30" W.	30 x 20 x 22	40
WC-2C-3620STK	Woodcrest 2 Compartment Stackable Storage Unit, 36" W.	36 x 20 x 22	50

### Under Bed Storage Unit



Part Number	Description	W x D x H	WT
WC-2DWR60	Woodcrest 2 Drawer Under Bed Unit - Side by Side, 60" W.	60 x 21 x 12	80
WC-2DWR	Woodcrest 2 Drawer Under Bed Unit - Side by Side, 81" W.	81 x 21 x 12	100
WC-3DWR	Woodcrest 3 Drawer Under Bed Unit - Side by Side.	81 x 21 x 12	110
WC-4DWR	Woodcrest 4 Drawer Under Bed Unit.	81 x 21 x 18	125
WC-4DWR-1C	Woodcrest 4 Drawer Under Bed Unit with Compartment Door.	81 x 21 x 18	130

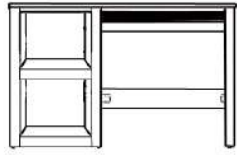
## Desks & Desktop Storage

### Panel End Pedestal Desks

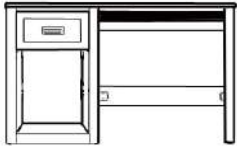


Part Number	Description	W x D x H	WT
WC-DKP-4224-4-3E	Woodcrest Panel End Pedestal Desk with 3 Equal Drawer Pedestal, Pencil Drawer in Knee Space.	42 x 24 x 30	115
WC-DKP-4524-4-3E	Woodcrest Panel End Pedestal Desk with 3 Equal Drawer Pedestal, Pencil Drawer in Knee Space.	45 x 24 x 30	125
WC-DKP-4824-4-3E	Woodcrest Panel End Pedestal Desk with 3 Equal Drawer Pedestal, Pencil Drawer in Knee Space.	48 x 24 x 30	130
WC-DKP-4224-BBF	Woodcrest Panel End Pedestal Desk with 2 Boxes and 1 File Drawer, Pencil Drawer in Knee Space.	42 x 24 x 30	115
WC-DKP-4524-BBF	Woodcrest Panel End Pedestal Desk with Panel End, 2 Boxes and 1 File Drawer, Pencil Drawer in Knee Space.	45 x 24 x 30	125
WC-DKP-4824-BBF	Woodcrest Panel End Pedestal Desk with 2 Boxes and 1 File Drawer, Pencil Drawer in Knee Space.	48 x 24 x 30	130
WC-DKPC-4224-4-3E	Woodcrest Panel End Pedestal Desk with 3 Equal Drawer Pedestal, Computer Drawer in Knee Space.	42 x 24 x 30	115
WC-DKPC-4524-4-3E	Woodcrest Panel End Pedestal Desk with 3 Equal Drawer Pedestal, Computer Drawer in Knee Space.	45 x 24 x 30	125
WC-DKPC-4824-4-3E	Woodcrest Panel End Pedestal Desk with 3 Equal Drawer Pedestal, Computer Drawer in Knee Space.	48 x 24 x 30	130





WC-DKPT-4224-S	Woodcrest Panel End Pedestal Desk with 2 Open Compartments and 1 Adjustable Shelf, Pull Out Tray in Knee Space.	42 x 24 x 30	100
WC-DKPT-4524-S	Woodcrest Panel End Pedestal Desk with 2 Open Compartments and 1 Adjustable Shelf, Pull Out Tray in Knee Space.	45 x 24 x 30	110
WC-DKPT-4824-S	Woodcrest Panel End Pedestal Desk with 2 Open Compartments and 1 Adjustable Shelf, Pull Out Tray in Knee Space.	48 x 24 x 30	110



WC-DKPT-4224-T	Woodcrest Panel End Pedestal Desk with 1 Top Drawer and Open Compartment Below, Pull Out Tray in Knee Space.	42 x 24 x 30	105
WC-DKPT-4524-T	Woodcrest Panel End Pedestal Desk with 1 Top Drawer and Open Compartment Below, Pull Out Tray in Knee Space.	45 x 24 x 30	115
WC-DKPT-4824-T	Woodcrest Panel End Pedestal Desk with 1 Top Drawer and Open Compartment Below, Pull Out Tray in Knee Space.	48 x 24 x 30	120

**Pedestal Desks w/Open Leg**



Part Number	Description	W x D x H	WT
WC-L-DKP-4224-4-3E	Woodcrest Pedestal Desk with Open Leg End and 3 Equal Drawer Pedestal, Pencil Drawer in Knee Space.	42 x 24 x 30	115
WC-L-DKP-4524-4-3E	Woodcrest Pedestal Desk with Open Leg End and 3 Equal Drawer Pedestal, Pencil Drawer in Knee Space.	45 x 24 x 30	125
WC-L-DKP-4824-4-3E	Woodcrest Pedestal Desk with Open Leg End and 3 Equal Drawer Pedestal, Pencil Drawer in Knee Space.	48 x 24 x 30	130



WC-L-DKP-4224-BBF	Woodcrest Panel End Pedestal Desk with Open Leg, 2 Boxes and 1 File Drawer, Pencil Drawer in Knee Space.	42 x 24 x 30	115
WC-L-DKP-4524-BBF	Woodcrest Panel End Pedestal Desk with Open Leg, 2 Boxes and 1 File Drawer, Pencil Drawer in Knee Space.	45 x 24 x 30	125
WC-L-DKP-4824-BBF	Woodcrest Panel End Pedestal Desk with Open Leg, 2 Boxes and 1 File Drawer, Pencil Drawer in Knee Space.	48 x 24 x 30	130

**Drop Lid Desks**



Part Number	Description	W x D x H	WT
WC-DLKR-3024-3-60	Woodcrest Drop Lid Desk with Recessed Drop Lid, 3 Drawers, 1 Fixed shelf and Wire Management Access.	30 x 24 x 60	125
WC-DLKR-3024-3-78	Woodcrest Drop Lid Desk with Recessed Drop Lid, 3 Drawers, 1 Fixed and 1 Adjustable Shelf, Wire Management Access.	30 x 24 x 78	150

**Study Desks**



Part Number	Description	W x D x H	WT
WC-L-SD-3624	Woodcrest 36" Study Desk with Open Legs and Pencil Drawer.	36 x 24 x 30	60
WC-L-SD-4224	Woodcrest 42" Study Desk with Open Legs and Pencil Drawer.	42 x 24 x 30	65
WC-L-SD-4524	Woodcrest 45" Study Desk with Open Legs and Pencil Drawer.	45 x 24 x 30	75
WC-L-SD-4824	Woodcrest 48" Study Desk with Open Legs and Pencil Drawer.	48 x 24 x 30	80



WC-L-SDT-3624	Woodcrest 36" Study Desk with Open Legs and Pull Out Tray.	36 x 24 x 30	60
WC-L-SDT-4224	Woodcrest 42" Study Desk with Open Legs and Pull Out Tray.	42 x 24 x 30	65
WC-L-SDT-4524	Woodcrest 45" Study Desk with Open Legs and Pull Out Tray.	45 x 24 x 30	75
WC-L-SDT-4824	Woodcrest 48" Study Desk with Open Legs and Pull Out Tray.	48 x 24 x 30	80



WC-SD-3624	Woodcrest 36" Study Desk with Pencil Drawer.	36 x 24 x 30	60
WC-SD-4224	Woodcrest 42" Study Desk with Pencil Drawer.	42 x 24 x 30	65
WC-SD-4524	Woodcrest 45" Study Desk with Pencil Drawer.	45 x 24 x 30	75
WC-SD-4824	Woodcrest 48" Study Desk with Pencil Drawer.	48 x 24 x 30	80



WC-SDT-3624	Woodcrest 36" Study Desk with Pull Out Tray.	36 x 24 x 30	60
WC-SDT-4224	Woodcrest 42" Study Desk with Pull Out Tray.	42 x 24 x 30	65
WC-SDT-4524	Woodcrest 45" Study Desk with Pull Out Tray.	45 x 24 x 30	75
WC-SDT-4824	Woodcrest 48" Study Desk with Pull Out Tray.	48 x 24 x 30	80

**Multi-Function Cabinet**



Part Number	Description	W x D x H	WT
WC-MFC5422-40	Woodcrest Multi - Function Cabinet with three drawers below an open compartment (left side facing the unit) with one large open compartment (right side facing the unit). HPL tops, full face frames, raised panel solid oak drawer fronts, brass drawer pulls.	54 x 22 x 40	165

**Utility Cart**



Part Number	Description	W x D x H	WT
WC-UTC-3234	Woodcrest Utility Cart, Pull Out Shelf Storage, Microwave/Appliance Stand, Double Doors.	32 x 18 x 34	105

## Computer/Entertainment Desk



Part Number	Description	W x D x H	WT
WC-ECPT-3624-3-60	Woodcrest Computer/Entertainment Desk with 3 Drawers, Full Pull Out Tray and 1 Adjustable shelf above, 60" H.	36 x 24 x 60	175
WC-ECPT-3624-3-78	Woodcrest Computer/Entertainment Desk with 3 Drawers, Full Pull Out Tray, 1 Fixed Shelf and 2 Adjustable Shelves, 78" H.	36 x 24 x 78	190
WC-SDP	Woodcrest Security Doors with Padlock Eyes and Scuff Plate - Computer/Entertainment Desk		

## Single Shelf Carrel



Part Number	Description	W x D x H	WT
WC-OB-3612-1	Woodcrest Single Shelf Carrel with Open Back, 36" W.	36 x 12 x 26	20
WC-OB-4212-1	Woodcrest Single Shelf Carrel with Open Back, 42" W.	42 x 12 x 26	25
WC-OB-4512-1	Woodcrest Single Shelf Carrel with Open Back, 45" W.	45 x 12 x 26	30
WC-OB-4812-1	Woodcrest Single Shelf Carrel with Open Back, 48" W.	48 x 12 x 26	35



WC-CB-3612-1	Woodcrest Single Shelf Carrel with Closed Back, 36" W	36 x 12 x 26	25
WC-CB-4212-1	Woodcrest Single Shelf Carrel with Closed Back, 42" W	42 x 12 x 26	30
WC-CB-4512-1	Woodcrest Single Shelf Carrel with Closed Back, 45" W	45 x 12 x 26	35
WC-CB-4812-1	Woodcrest Single Shelf Carrel with Closed Back, 48" W	48 x 12 x 26	40

## Double Shelf Carrel



Part Number	Description	W x D x H	WT
WC-OB-3612-2	Woodcrest Double Shelf Carrel with Open Back, 36" W.	36 x 12 x 29	25
WC-OB-4212-2	Woodcrest Double Shelf Carrel with Open Back, 42" W.	42 x 12 x 29	30
WC-OB-4512-2	Woodcrest Double Shelf Carrel with Open Back, 45" W.	45 x 12 x 29	35
WC-OB-4812-2	Woodcrest Double Shelf Carrel with Open Back, 48" W.	48 x 12 x 29	40



WC-CB-3612-2	Woodcrest Double Shelf Carrel with Closed Back, 36" W	36 x 12 x 29	30
WC-CB-4212-2	Woodcrest Double Shelf Carrel with Closed Back, 42" W	42 x 12 x 29	35
WC-CB-4512-2	Woodcrest Double Shelf Carrel with Closed Back, 45" W	45 x 12 x 29	40
WC-CB-4812-2	Woodcrest Double Shelf Carrel with Closed Back, 48" W	48 x 12 x 29	45

## Desk Pedestals/Nightstands

### Desk Pedestals



Part Number	Description	W x D x H	WT
WC-2DWRPED	Woodcrest Desk Pedestal with 1 Box and 1 File Drawer.	18.5 x 22 x 23	50
WC-PED-2E	Woodcrest Desk Pedestal with 2 Equal Size Drawers.	18.5 x 22 x 23	55
WC-PED-3	Woodcrest Desk Pedestal with 3 Equal Size Drawers.	18.5 x 22 x 23	60
WC-PED-S	Woodcrest Desk Pedestal with 2 Open Compartments.	18.5 x 22 x 23	40
WC-PED-T	Woodcrest Desk Pedestal with Top Drawer and Open Compartment.	18.5 x 22 x 23	50
WC-SU3024	Woodcrest Desk Side Storage with 1 Fixed Shelf, 30" H.	30 x 24 x 30	50


## Nightstands



Part Number	Description	W x D x H	WT
WC-2BC-2020	Woodcrest Nightstand with 2 Equal Size Drawers.	22 x 20 x 24	50
WC-BCD-2020	Woodcrest Nightstand with Top drawer and Open Compartment Below.	22 x 20 x 24	40
WC-BCDD-2020	Woodcrest Nightstand with Top Drawer and Compartment Door.	22 x 20 x 24	45

## Wardrobes

### Single Door Wardrobes



Part Number	Description	W x D x H	WT
WC-SW-2424-60	Woodcrest Single Door Wardrobe with Interior Shelf and Clothes Rod, 24" W, 60" H.	24 x 24 x 60	100
WC-SW-2424-78	Woodcrest Single Door Wardrobe with Interior Shelf and Clothes Rod, 24" W, 78" H.	24 x 24 x 78	110
WC-SW-2424-60-1	Woodcrest Single Door Wardrobe with 1 Bottom Drawer and Clothes Rod, 24" W, 60" H.	24 x 24 x 60	115
WC-SW-2424-78-1	Woodcrest Single Door Wardrobe with 1 Bottom Drawer, Interior Shelf and Clothes Rod, 24" W, 78" H.	24 x 24 x 78	125
WC-SW-2424-78-2	Woodcrest Single Door Wardrobe with 2 Bottom Drawers, Interior Shelf and Clothes Rod, 24" W, 78" H.	24 x 24 x 78	135

### Double Door Wardrobes



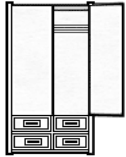
Part Number	Description	W x D x H	WT
WC-DWD-3024-60	Woodcrest Double Door Wardrobe with Interior Shelf and Clothes Rod, 30" W, 60" H.	30 x 24 x 60	125
WC-DWD-3024-78	Woodcrest Double Door Wardrobe with Interior Shelf and Clothes Rod, 30" W, 78" H.	30 x 24 x 78	135
WC-DWD-3624-60	Woodcrest Double Door Wardrobe with Interior Shelf and Clothes Rod, 36" W, 60" H.	36 x 24 x 60	150
WC-DWD-3624-78	Woodcrest Double Door Wardrobe with Interior Shelf and Clothes Rod, 36" W, 78" H.	36 x 24 x 78	160
WC-DWD-4224-60	Woodcrest Double Door Wardrobe with Interior Shelf and Clothes Rod, 42" W, 60" H.	42 x 24 x 60	175
WC-DWD-4224-78	Woodcrest Double Door Wardrobe with Interior Shelf and Clothes Rod, 42" W, 78" H.	42 x 24 x 78	185



WC-DWD-3024-60-1	Woodcrest Double Door Wardrobe with 1 Bottom Drawer and Clothes Rod, 30" W, 60" H.	30 x 24 x 60	145
WC-DWD-3624-60-1	Woodcrest Double Door Wardrobe with 1 Bottom Drawer and Clothes Rod, 36" W, 60" H.	36 x 24 x 60	175
WC-DWD-3024-78-1	Woodcrest Double Door Wardrobe with 1 Bottom Drawer, Interior Shelf and Clothes Rod, 30" W, 78" H.	30 x 24 x 78	155
WC-DWD-3624-78-1	Woodcrest Double Door Wardrobe with 1 Bottom Drawer, Interior Shelf and Clothes Rod, 36" W, 78" H.	36 x 24 x 78	185
WC-DWD-4224-78-1	Woodcrest Double Door Wardrobe with 1 Bottom Drawer, Interior Shelf and Clothes Rod, 42" W, 78" H.	42 x 24 x 78	220

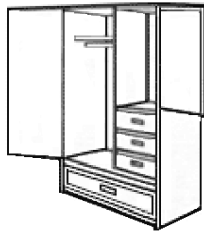


WC-DWD-3024-78-2	Woodcrest Double Door Wardrobe with 2 Bottom Drawers, Interior Shelf and Clothes Rod, 30" W, 78" H.	30 x 24 x 78	165
WC-DWD-3624-78-2	Woodcrest Double Door Wardrobe with 2 Bottom Drawers, Interior Shelf and Clothes Rod, 36" W, 78" H.	36 x 24 x 78	195
WC-DWD-4224-78-2	Woodcrest Double Door Wardrobe with 2 Bottom Drawers, Interior Shelf and Clothes Rod, 42" W, 78" H.	42 x 24 x 78	230



WC-DWD-4224-78-4	Woodcrest Double Door Wardrobe with 4 Bottom Drawers (2 sets of 2 side by side), Interior Shelf and Clothes Rod.	42 x 24 x 78	250
------------------	------------------------------------------------------------------------------------------------------------------	--------------	-----

### Wardrobe Chests



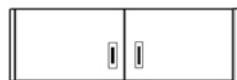
Part Number	Description	W x D x H	WT
WC-WC-3624-1-3	Woodcrest Wardrobe Chest with Double Door and 1 Large Bottom Drawer and 3 Drawers on Right Side, Interior Shelf and Clothes Rod, 36" W.	36 x 24 x 78	250
WC-WC-4224-1-3	Woodcrest Wardrobe Chest with Double Door and 1 Large Bottom Drawer and 3 Drawers on Right Side, Interior Shelf and Clothes Rod, 42" W.	42 x 24 x 78	275

### ADA Wardrobes



Part Number	Description	W x D x H	WT
WC-SH-4848-3	Woodcrest ADA/Special Needs Wardrobe with 48" W Double Sliding Door, 3 Interior Drawers on Right, Clothes Rod on Left Side at Arm Length Height, Full Extension Slides on Drawer for Ease of Access.	48 x 24 x 48	180
WC-SH-4848-3L	Woodcrest ADA/Special Needs Wardrobe with 48" W Double Sliding Door, 3 Interior Drawers on Right, Clothes Rod on Left Side at Arm Length Height, Full Extension Slides on Drawer for Ease of Access.	48 x 24 x 48	180

## Wardrobe Options



Part Number	Description	W x D x H	WT
WC-3024-SU	Woodcrest Wardrobe Option. 2 Door Top Storage Unit, 30" W.	30 x 24 x 12	30
WC-3624-SU	Woodcrest Wardrobe Option. 2 Door Top Storage Unit, 36" W.	36 x 24 x 12	35
WC-4224-SU	Woodcrest Wardrobe Option. 2 Door Top Storage Unit, 42" W.	42 x 24 x 12	40
WC-3D-INS15	Woodcrest Wardrobe Option. 3 Drawer Cabinet Insert, Attaches to Right Side, Standard (fits 30" x 24" Wardrobes).	15 x 19.5 x 24	50
WC-3D-INS18	Woodcrest Wardrobe Option. 3 Drawer Cabinet Insert, Attaches to Right Side, Standard (fits 36" x 24" Wardrobes).	18 x 19.5 x 24	55
WC-3D-INS21	Woodcrest Wardrobe Option. 3 Drawer Cabinet Insert, Attaches to Right Side, Standard (fits 42" x 24" Wardrobes).	21 x 19.5 x 24	60

## Bookcases



Part Number	Description	W x D x H	WT
WC-BC-3612-2	Woodcrest. Freestanding Bookcase with 1 Fixed Shelf and 1 Adjustable Shelf.	36 x 12 x 30	50
WC-BC-3612-3	Woodcrest. Freestanding Bookcase with 1 Fixed Shelf and 2 Adjustable Shelves.	36 x 12 x 44	65
WC-BC-3612-4	Woodcrest. Freestanding Bookcase with 2 Fixed Shelves and 2 Adjustable Shelves.	36 x 12 x 59	75

Manufacturer Recommendation Tipping Danger: Savoy Contract Furniture (R) Strongly recommends that all bookshelves 42"H in height and over be permanently affixed to a wall in accordance with ANSI/BIFMA standards, section X5.9.9.2. This will ensure proper and safe utilization over life of the product.

## Mirrors








Part Number	Description	W x D x H	WT
WC-M2236	Woodcrest Mirror. Solid Oak Frame with ANSI Back, 36" H.	22 x .75 x 36	25
WC-M2545	Woodcrest Mirror. Solid Oak Frame with ANSI Back, 45" H.	25 x .75 x 45	40
WC-M1855	Woodcrest Mirror. Solid Oak Frame with ANSI Back, 55" H.	18 x .75 x 55	35
WC-M1460	Woodcrest Mirror. Solid Oak Frame with ANSI Back, 14"W, 60"H	14 x .75 x 60	35
WC-M2460	Woodcrest Mirror. Solid Oak Frame with ANSI Back, 24"W, 60" H.	24 x .75 x 60	45

## Beds & Related

Unless otherwise stated in the product description, bed sizes are based on a 36x80 mattress. If using a 39x80, add 3.25" to the depth.






### Bunkable & Loftable Beds




#### Wooden Bed Options


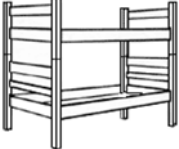
	Part Number	Description	W x D x H	WT
	BBS-3675	Smart Bed. Single, Bunkable Bed, Metal Insert Channel System in End posts, Easy Hook Spring, 7 Height Adjustments while maintaining a maximum mattress deck height of 29.5. Accepts a 36 x 75 Mattress (Twin). 80.25x38x36. *Mattress is not included	80.25 x 38 x 36	80
	BBS-3680	Smart Bed. Single, Bunkable Bed, Metal Insert Channel System in End posts, Easy Hook Spring, 7 Height Adjustments while maintaining a maximum mattress deck height of 29.5. Accepts a 36 x 80 Mattress (Extra Long Twin). 85.25x38x36. *Mattress is not included	85.25 x 38 x 36	85
	BBS-3684	Smart Bed. Single, Bunkable Bed, Metal Insert Channel System in End posts, Easy Hook Spring, 7 Height Adjustments while maintaining a maximum mattress deck height of 29.5. Accepts a 36 x 84 Mattress. 89.25x38x36. *Mattress is not included	89.25 x 38 x 36	90
	BBS-3690	Smart Bed. Single, Bunkable Bed, Metal Insert Channel System in End posts, Easy Hook Spring, 7 Height Adjustments while maintaining a maximum mattress deck height of 29.5. Accepts a 36 x 90 Mattress. 95.25x38x36. *Mattress is not included	95.25 x 38 x 36	97
	BBS-3875	Smart Bed. Single, Bunkable Bed, Metal Insert Channel System in End posts, Easy Hook Spring, 7 Height Adjustments while maintaining a maximum mattress deck height of 29.5. Accepts a 38 x 75 Mattress (Twin). 80.25x42x36. *Mattress is not included	80.25 x 42 x 36	85
	BBS-3880	Smart Bed. Single, Bunkable Bed, Metal Insert Channel System in End posts, Easy Hook Spring, 7 Height Adjustments while maintaining a maximum mattress deck height of 29.5. Accepts a 38 x 80 Mattress (Extra Long Twin). 85.25x42x36. *Mattress is not included	85.25 x 42 x 36	90
	BBS-3680-SET	Smart Beds. Set of Bunkable, Adjustable Height Bed with Metal Insert Channel System in End posts, Easy Hook Spring, 7 Height Adjustments. Accept 36 x 80 Mattresses (Extra Long Twin). 85.25x38x72. *Mattresses not included	85.25 x 38 x 72	160
	BBS-38-ENDS	Set of (2) Smart Bed Ends with Metal Insert Channel System in End Posts, 38"W.	38 x 2.25 x 36	50
	BBS-42-ENDS	Set of (2) Smart Bed Ends with Metal Insert Channel System in End Posts, 42"W.	42 x 2.25 x 36	50
	BBS-LFKIT	Smart Bed Loft Kit Includes (2) Smart Bed Ends and (2) Stabilizer Rails. 85.25x38x36	85.25 x 38 x 36	70

Part Number	Description	W x D x H	WT
 SE-BBS-3675	Smart Bed. Sedona Style. Single, Bunkable Bed, Metal Insert Channel System in End posts, Easy Hook Spring, 7 Height Adjustments while maintaining a maximum mattress deck height of 29.5. Accepts a 36 x 75 Mattress (Twin). 80.25x38x36. *Mattress is not included	80.25 x 38 x 36	90
SE-BBS-3680	Smart Bed. Sedona Style. Single, Bunkable Bed, Metal Insert Channel System in End posts, Easy Hook Spring, 7 Height Adjustments while maintaining a maximum mattress deck height of 29.5. Accepts a 36 x 80 Mattress (Extra Long Twin). 85.25x38x36. *Mattress is not included	85.25 x 38 x 36	95
 SE-BBS-3875	Smart Bed. Sedona Style. Single, Bunkable Bed, Metal Insert Channel System in End posts, Easy Hook Spring, 7 Height Adjustments while maintaining a maximum mattress deck height of 29.5. Accepts a 38 x 75 Mattress (Twin). 80.25x42x36. *Mattress is not included	80.25 x 42 x 36	95
SE-BBS-3880	Smart Bed. Sedona Style. Single, Bunkable Bed, Metal Insert Channel System in End posts, Easy Hook Spring, 7 Height Adjustments while maintaining a maximum mattress deck height of 29.5. Accepts a 38 x 80 Mattress (Extra Long Twin). 85.25x42x36. *Mattress is not included	85.25 x 42 x 36	100
 SE-BBS-3680-SET	Smart Beds. Sedona Style. Bunkable, Adjustable Height Bed with Metal Insert Channel System in End posts, Easy Hook Spring, 7 Height Adjustments. Accept 36 x 80 Mattresses (Extra Long Twin). 85.25x38x72. *Mattresses not included	85.25 x 38 x 72	180
 SE-BBS-38-ENDS	Set of (2) Sedona Smart Bed Ends with Metal Insert Channel System in End Posts, 38x2.25x36	38 x 2.25 x 36	50
 SE-BBS-42-ENDS	Set of (2) Sedona Smart Bed Ends with Metal Insert Channel System in End Posts, 42x2.25x36	42 x 2.25 x 36	50
SE-BBS-LFKIT	Sedona Smart Bed Loft Kit Includes (2) Smart Bed Ends and (2) Stabilizer Rails. 85.25x38x36	85.25 x 38 x 36	70
 UR-BBS-3675	Urban Smart Bed. Single, Bunkable Bed, Metal Insert Channel System in End posts, Easy Hook Spring, 7 Height Adjustments while maintaining a maximum mattress deck height of 29.5. Accepts a 36 x 75 Mattress (Twin). 80.25x38x36. *Mattress is not included	80.25 x 38 x 36	95
UR-BBS-3680	Urban Smart Bed. Single, Bunkable Bed, Metal Insert Channel System in End posts, Easy Hook Spring, 7 Height Adjustments while maintaining a maximum mattress deck height of 29.5. Accepts a 36 x 80 Mattress (Extra Long Twin). 85.25x38x36. *Mattress is not included	85.25 x 38 x 36	100













Part Number	Description	W x D x H	WT
 S2-BBS-8536	Smart Bed. Pediment Style Single Bunkable Bed, Metal Insert Channel System in End posts, Easy Hook Spring, 7 Height Adjustments while maintaining a maximum mattress deck height of 29.5. 85.25x38x36. *Mattress not included.	85.25 x 38 x 36	95
S2-BBS-8572	Smart Bed. Set of Pediment Style, Single Bunkable Bed, Metal Insert Channel System in End posts, Easy Hook Spring, 7 Height Adjustments while maintaining a maximum mattress deck height of 29.5. 85.25x38x72. *Mattress not included	85.25 x 38 x 72	190
 S2-BBS-38-ENDS	Set of (2) Pediment Smart Bed Ends with Metal Insert Channel System in End Posts, 38x2.25x36	38 x 2.25 x 36	50
S2-BBS-42-ENDS	Set of (2) Pediment Smart Bed Ends with Metal Insert Channel System in End Posts, 42x2.25x36	42 x 2.25 x 36	50
S2-BBS-LFKIT	Pediment Style Smart Bed Loft Kit Includes (2) Smart Bed Ends and (2) Stabilizer Rails. 85.25x38x36	85.25 x 38 x 36	70
 C2-BBS-3675	Contempo Smart Bed. Bunkable Bed. Wood bed posts with coordinating laminate horizontal cross rails. Accepts a 36 x 75 Mattress (Dorm). 80.25x38x36. *Mattress is not included.	80.25 x 38 x 36	80
C2-BBS-3680	Contempo Smart Bed. Bunkable Bed. Wood bed posts with coordinating laminate horizontal cross rails. Accepts a 36 x 80 Mattress (Extra Long Dorm). 85.25x38x36. *Mattress is not included.	85.25 x 38 x 36	85
 C2-BBS-3875	Contempo Smart Bed. Bunkable Bed. Wood bed posts with coordinating laminate horizontal cross rails. Accepts a 38 x 75 Mattress (Twin). 80.25x42x36. *Mattress is not included.	80.25 x 42 x 36	85
 C2-BBS-3880	Contempo Smart Bed. Bunkable Bed. Wood bed posts with coordinating laminate horizontal cross rails. Accepts a 38 x 80 Mattress (Extra Long Twin). 85.25x42x36. *Mattress is not included.	85.25 x 42 x 36	90
C2-BBS-LFKIT	Contempo Smart Bed Loft Kit Includes (2) Contempo Smart Bed Ends and (2) Stabilizer Rails. Wood bed posts with coordinating laminate horizontal cross rails. Please specify size of bed being lofted at time of quote/order.	85.25 x 38 x 36	70

Part Number	Description	W x D x H	WT
 IVY-BBS-3675	Ivy League Smart Bed. Bunkable/Loftable Bed. Maple/Birch Construction Standard. Accepts a 36 x 75 Mattress (Dorm). 80.25x38x36. *Mattress is not included.	80.25 x 38 x 36	80
 IVY-BBS-3680	Ivy League Smart Bed. Bunkable/Loftable Bed. Maple/Birch Construction Standard. Accepts a 36 x 80 Mattress (Extra Long Dorm). 85.25x38x36. *Mattress is not included.	85.25 x 38 x 36	85
IVY-BBS-3875	Ivy League Smart Bed. Bunkable/Loftable Bed. Maple/Birch Construction Standard. Accepts a 38 x 75 Mattress (Twin). 80.25x42x36. *Mattress is not included.	80.25 x 42 x 36	85
 IVY-BBS-3880	Ivy League Smart Bed. Bunkable/Loftable Bed. Maple/Birch Construction Standard. Accepts a 38 x 80 Mattress (Extra Long Twin). 85.25x42x36. *Mattress is not included.	85.25 x 42 x 36	90
IVY-BBS-38-ENDS	Set of (2) Ivy League Smart Bed Ends with Metal Insert Channel System in End Posts, 38x2.25x36. Bed ends made to accommodate a 36"W Mattress/Spring.	38 x 2.25 x 36	50
IVY-BBS-42-ENDS	Set of (2) Ivy League Smart Bed Ends with Metal Insert Channel System in End Posts, 42x2.25x36. Bed ends made to accommodate a 38"W Mattress/Spring.	42 x 2.25 x 36	50
IVY-BBS-LFKIT	Ivy League Smart Bed Loft Kit Includes (2) Ivy League Smart Bed Ends and (2) Stabilizer Rails. Maple/Birch Construction Standard. Please specify size of bed being lofted at time of quote/order.	85.25 x 38 x 36	70
 BBS-8560	Bunk Bed which consists of two (2) 60" high, one piece post bed ends (each post has two (2) metal channel inserts) and two (2) bed springs. 85.25x37.75x60.	85.25 x 37.75 x 60	165
 BBS-8560-LFT	Loft Bed which consists of two (2) 60"high, one piece post bed ends (each post has two (2) metal channel inserts), one (1) bed spring and one (1) steel stabilizer rail. 85.25x37.75x60.	85.25 x 37.75 x 60	130
 SE-BBS-8560	Sedona Style Bunk Bed which consists of two (2) 60" high, one piece post bed ends (each post has two (2) metal channel inserts) and two (2) bed springs. 85.25x37.75x61.5	85.25 x 37.75 x 61.5	160
 SE-BBS-8560-LFT	Sedona Style Loft Bed which consists of two (2) 60"high, one piece post bed ends (each post has two (2) metal channel inserts), one (1) bed spring and one (1) steel stabilizer rail. 85.25x37.75x61.5.	85.25 x 37.75 x 61.5	125

	<b>Part Number</b>	<b>Description</b>	<b>W x D x H</b>	<b>WT</b>
	BB-8430	Single Bunkable Bed with Bolt-on-Spring. 85.5x37.25x38	85.5 x 37.25 x 38	80
	BB-8460	Set of Single Bunkable Beds with Bolt-on-Spring. 85.5x37.25x72	85.5 x 37.25 x 72	160
	BB-LFKIT	Loft Kit for Bolt-on-Spring Bed. 85.5x37.25x38	85.5 x 37.25 x 38	60
	PBB-8430	Single Bunkable Bed with Wood Side Rails and Mattress Platform Deck. 85.5x39x38	85.5 x 39 x 38	90
	PBB-8460	Set of Single Bunkable Beds with Wood Side Rails and Mattress Platform Deck. 85.5x39x72	85.5 x 39 x 72	180
	PBB-LFKIT	Loft Kit Includes (2) Bed Ends and (2) Stabilizer Rails. 85.5x39x38	85.5 x 39 x 38	70

### **Metal Bed Options**

	<b>Part Number</b>	<b>Description</b>	<b>W x D x H</b>	<b>WT</b>
	CT-MD3676-C	Contempo Residence Hall Metal Bed. Single (Dormitory Width) Metal Bed Including Headboard and Footboard with Horizontal Rails and a 36" x 76" Easy Hook Spring. 7 Height Adjustments. 80x37x39	80 x 37 x 39	70
	CT-MD3680-C	Contempo Residence Hall Metal Bed. Single (Dormitory Width) Extra Long Metal Bed Including Headboard and Footboard with Horizontal Rails and a 36" x 80" Easy Hook Spring. 7 Height Adjustments. 84x37x39	84 x 37 x 39	75
	CT-MD3676-C-SET	Contempo Residence Hall Metal Bed. Set of (Dormitory Width) Metal Bunk Beds Including (2) Headboards and (2) Footboards with Horizontal Rails, and (2) 36" x 76" Easy Hook Springs. 7 Height Adjustments. 80x37x77	80 x 37 x 77	145
	CT-MD3680-C-SET	Contempo Residence Hall Metal Bed. Set of (Dormitory Width) Extra Long Metal Bunk Beds Including (2) Headboards and (2) Footboards with Horizontal Rails, and (2) 36" x 80" Easy Hook Springs. 7 Height Adjustments. 84x37x77	84 x 37 x 77	155

Part Number	Description	W x D x H	WT
 CT-MD3676-CV	Contempo Residence Hall Metal Bed. Single (Dormitory Width) Metal Bed Including Headboard and Footboard with Vertical Rails and a 36" x 76" Easy Hook Spring. 7 Height Adjustments. 80x37x39	80 x 37 x 39	75
 CT-MD3680-CV	Contempo Residence Hall Metal Bed. Single (Dormitory Width) Extra Long Metal Bed Including Headboard and Footboard with Vertical Rails and a 36" x 80" Easy Hook Spring. 7 Height Adjustments. 84x37x39	84 x 37 x 39	80
 CT-MD3676-CV-SET	Contempo. Set of (Dormitory Width) Metal Bunk Beds Including (2) Headboards and (2) Footboards with Vertical Rails, and (2) 36" x 76" Easy Hook Springs. 7 Height Adjustments. 80x37x77	80 x 37 x 77	155
 CT-MD3680-CV-SET	Contempo Residence Hall Metal Bed. Set of (Dormitory Width) Extra Long Metal Bunk Beds Including (2) Headboards and (2) Footboards with Vertical Rails, and (2) 36" x 80" Easy Hook Springs. 7 Height Adjustments. 84x37x77	84 x 37 x 77	165
 MLOFT-H	Loft Kit for Horizontal Rail Metal Bed. Includes (2) Stabilizer Rails and (2) Bed Ends	76/80 x 37 x 39	51
 M-ENDS-H	Set of (2) Horizontal Rail Metal Bed Ends for Lofting. 37x39	37 x 39	41
 MLOFT-V	Loft Kit for Vertical Rail Metal Bed. Includes (2) Stabilizer Rails and (2) Bed Ends.	76/80 x 37 x 39	55
 M-ENDS-V	Set of (2) Vertical Rail Metal Bed Ends for Lofting. 37x39	37 x 39	45

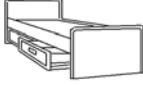


**Bunking/Lofting Accessories**

	<b>Part Number</b>	<b>Description</b>	<b>W x D x H</b>	<b>WT</b>
	BUNKPIN	Bunking Pin, Set of 4. 3/8 Dia x 4	NOT APPLICABLE	1
	LDR-58	Solid Oak Ladder for BB & PBB Bunked Beds. 14x2.5x58	14 x 2.5 x 58	15
	LDR-FB	Solid Oak Ladder for Bunked/Lofted Beds. 14x2x65.5.	14 x 2 x 65.5	20
	LDRHOOK	Ladder Hooks, Set of 2. 3x2x11/16	3 x 2 x 11/16	1
	GR-54	Wood Guard Rail (double rail) - Hooks/Bolts to Spring. 54x3x15	54 x 3 x 15	5
	GR-60	Wood Guard Rail (double rail) - Hooks/Bolts to Spring. 60x3x15	60 x 3 x 15	7
	LFSR	Wood Back Stabilizer Rail for Lofting Beds - Specify Length. 76/80x5x1	76/80 x 5 x 1	10
	MDGR	Partial Length Metal Guard Rail. 59.5x1x16	59.5 x 1 x 16	11
	MDLDR	Metal Ladder for Bunked or Lofted Beds, Attaches to Spring.	14 x 1.25 x 66.5	24
	MDSR	Full Length Metal Safety Rail. 73x1x16	73 x 1 x 16	13
	MDSR-76	Set of (2) Metal Stabilizer Rails for Lofted Beds, 76" L. 2x76	2 x 76	10
	MDSR-80	Set of (2) Metal Stabilizer Rails for Lofted Beds, 80" L. 2x80	2 x 80	10
	SR-2	Full Length Wood Safety Rail. (double rail) Hooks/Bolts to Spring. Specify Length. 74/78x3x15	74/78 x 3 x 15	30
	P	Option for Wood Platform Deck and Wood Side Rails in Place of Spring on Smart Bed Options		


Savoy Strongly Recommends the Use of Guard Rails and Ladders for Fall Prevention When Beds Are Bunked or Lofted



**Captains Beds**

**Beachcomber Captains Beds**






	<b>Part Number</b>	<b>Description</b>	<b>W x D x H</b>	<b>WT</b>
	BC-PPL-8430-2DWR	Beachcomber. Panel Head & Foot Board with 2 Drawers Under the Bed, Wood Mattress Platform Deck, Wood Side Rails, Casters on Drawers. 84x44x30	84 x 44 x 30	230
	BC-PPL-8430-2DWR-1OC	Beachcomber. Panel Head & Foot Board with 2 Drawers and an Open Compartment Under the Bed, Wood Mattress Platform Deck, Wood Side Rails, Casters on Drawers. 84x44x30	84 x 44 x 30	230
	BC-PPL-8430-3DWR	Beachcomber. Panel Head & Foot Board with 3 Drawers Under the Bed with Wood Mattress Platform Deck, Wood Side Rails, Casters on Drawers. 84x44x30	84 x 44 x 30	250
	BC-PPL-8430-4DWR	Beachcomber. Panel Head & Foot Board with 4 Drawers Under the Bed, Wood Mattress Platform Deck, Wood Side Rails, Casters on Drawers. 84x44x36	84 x 44 x 36	270
	BC-PPL-8430-4DWR-1C	Beachcomber. Panel Head and Foot Board with 4 Drawers and 1 Compartment Door Under the Bed, Wood Mattress Platform Deck, Wood Side Rails, Casters on Drawers. 84x44x36	84 x 44 x 36	270

**Homestead Captains Beds**





	<b>Part Number</b>	<b>Description</b>	<b>W x D x H</b>	<b>WT</b>
	HO-PPL-8430-2DWR	Homestead. Panel Head Board and Foot Board with 2 Storage Drawers Under the Bed with Wood Mattress Platform Deck, Wood Side Rails and Casters on Drawers. 83x39x30	83 x 39 x 30	230
	HO-PPL-8430-2DWR-1OC	Homestead. Panel Head Board and Foot Board with 2 Storage Drawers and an Open Compartment Under the Bed with Wood Mattress Platform Deck, Wood Side Rails and Casters on Drawers. 83x39x30	83 x 39 x 30	230

Part Number	Description	W x D x H	WT
HO-PPL-8430-3DWR	Homestead. Panel Head Board and Foot Board with 3 Storage Drawers Under the Bed with Wood Mattress Platform Deck, Wood Side Rails and Casters on Drawers. 83x39x30	83 x 39 x 30	250
 HO-PPL-8430-4DWR	Homestead. Panel Head Board and Foot Board with 4 Storage Drawers Under the Bed with Wood Mattress Platform Deck, Wood Side Rails and Casters on Drawers. 83x39x36	83 x 39 x 36	270
 HO-PPL-8430-4DWR-1C	Homestead. Panel Head Board and Foot Board with 4 Storage Drawers and 1 Compartment Door Under the Bed with Wood Mattress Platform Deck, Wood Side Rails and Casters on Drawers. 83x39x36	83 x 39 x 36	270


### Madison Captains Beds

Part Number	Description	W x D x H	WT
 MA-PPL-8430-2DWR	Madison. Panel Head Board and Foot Board with 2 Storage Drawers Under the Bed with Wood Mattress Platform Deck, Wood Side Rails, Casters on Drawers. 85x44x45	85 x 44 x 45	250
 MA-PPL-8430-2DWR-1OC	Madison. Panel Head Board and Foot Board with 2 Storage Drawers and an Open Compartment Under the Bed with Wood Mattress Platform Deck, Wood Side Rails, Casters on Drawers. 85x44x45	85 x 44 x 45	250
 MA-PPL-8430-3DWR	Madison. Panel Head Board and Foot Board with 3 Equal Storage Drawers Under the Bed with Wood Mattress Platform Deck, Wood Side Rails, Casters on Drawers. 85x44x45	85 x 44 x 45	270
 MA-PPL-8430-4DWR	Madison. Panel Head Board and Foot Board with 4 Storage Drawers Under the Bed with Wood Mattress Platform Deck, Wood Side Rails, Casters on Drawers. 85x44x48	85 x 44 x 48	295
 MA-PPL-8430-4DWR-1C	Madison. Panel Head Board and Foot Board with 4 Storage Drawers and 1 Compartment Door Under the Bed with Wood Mattress Platform Deck, Wood Side Rails, Casters on Drawers. 85x44x48	85 x 44 x 48	295



**Nittany Captains Beds**

	<b>Part Number</b>	<b>Description</b>	<b>W x D x H</b>	<b>WT</b>
	N-PPL-8430-2DWR	Nittany. Panel Head Board and Foot Board with 2 Storage Drawers Under the Bed with Wood Mattress Platform Deck, Wood Side Rails, Casters on Drawers. 83x39x30.	83 x 39 x 30	230
	N-PPL-8430-2DWR-1OC	Nittany. Panel Head Board and Foot Board with 2 Storage Drawers and an Open Compartment Under the Bed with Wood Mattress Platform Deck, Wood Side Rails, Casters on Drawers. 83x39x30.	83 x 39 x 30	230
	N-PPL-8430-3DWR	Nittany. Panel Head Board and Foot Board with 3 Equal Storage Drawers Under the Bed with Wood Mattress Platform Deck, Wood Side Rails, Casters on Drawers. 83x39x30.	83 x 39 x 30	250
	N-PPL-8430-4DWR	Nittany. Panel Head Board and Foot Board with 4 Storage Drawers Under the Bed with Wood Mattress Platform Deck, Wood Side Rails, Casters on Drawers. 83x39x36.	83 x 39 x 36	270
	N-PPL-8430-4DWR-1C	Nittany. Panel Head Board and Foot Board with 4 Storage Drawers and 1 Compartment Door Under the Bed with Wood Mattress Platform Deck, Wood Side Rails, Casters on Drawers. 83x39x36.	83 x 39 x 36	270


**Shaker Captains Beds**

	<b>Part Number</b>	<b>Description</b>	<b>W x D x H</b>	<b>WT</b>
	S2-PPL-8430-2DWR	Shaker. Panel Head Board and Foot Board with 2 Storage Drawers Under the bed with Wood Mattress Platform Deck, Wood Side Rails and Casters on Drawers. 83x39x30	83 x 39 x 30	230
	S2-PPL-8430-2DWR-1OC	Shaker. Panel Head Board and Foot Board with 2 Storage Drawers and an Open Compartment Under the Bed with Wood Mattress Platform Deck, Wood side rails and Casters on Drawers. 83x39x30	83 x 39 x 30	230






Part Number	Description	W x D x H	WT
S2-PPL-8430-3DWR	Shaker. Panel Head Board and Foot Board with 3 Equal Storage Drawers Under the bed with Wood Mattress Platform Deck, Wood Side Rails and Casters on Drawers. 83x39x30	83 x 39 x 30	250
 S2-PPL-8430-4DWR	Shaker. Panel Head Board and Foot Board with 4 Storage Drawers Under the bed with Wood Mattress Platform Deck, Wood Side Rails and Casters on Drawers. 83x39x36	83 x 39 x 36	270
 S2-PPL-8430-4DWR-1C	Shaker. Panel Head Board and Foot Board with 4 Storage Drawers and 1 Compartment Door Under the bed with Wood Mattress Platform Deck, Wood Side Rails and Casters on Drawers. 83x39x36	83 x 39 x 36	270

**Sedona Captains Beds**

Part Number	Description	W x D x H	WT
SE-PPL-8430-2DWR	Sedona. Panel Head Board and Foot Board with 2 Storage Drawers Under the Bed with Wood Mattress Platform Deck, Wood Side Rails, Casters on Drawers. 83x39x30	83 x 39 x 30	240
 SE-PPL-8430-2DWR-1OC	Sedona. Panel Head Board and Foot Board with 2 Storage Drawers and an Open Compartment Under the Bed with Wood Mattress Platform Deck, Wood Side Rails, Casters on Drawers. 83x39x30	83 x 39 x 30	240
SE-PPL-8430-3DWR	Sedona. Panel Head Board and Foot Board with 3 Equal Storage Drawers Under the Bed with Wood Mattress Platform Deck, Wood Side Rails, Casters on Drawers. 83x39x30	83 x 39 x 30	260
SE-PPL-8430-4DWR	Sedona. Panel Head Board and Foot Board with 4 Storage Drawers Under the Bed with Wood Mattress Platform Deck, Wood Side Rails, Casters on Drawers. 83x39x37	83 x 39 x 37	280
SE-PPL-8430-4DWR-1C	Sedona. Panel Head Board and Foot Board with 4 Storage Drawers and 1 Compartment Door Under the Bed with Wood Mattress Platform Deck, Wood Side Rails, Casters on Drawers. 83x39x37	83 x 39 x 37	280

**Woodcrest Captains Beds**



	<b>Part Number</b>	<b>Description</b>	<b>W x D x H</b>	<b>WT</b>
	WC-PPL-8430-2DWR	Woodcrest. Panel Head Board and Foot Board with 2 Storage Drawers Under the Bed with Wood Mattress Platform Deck, Wood Side Rails, Casters on Drawers. 83x44x30	83 x 44 x 30	230
	WC-PPL-8430-2DWR-1OC	Woodcrest. Panel Head Board and Foot Board with 2 Storage Drawers and an Open Compartment Under the Bed with Wood Mattress Platform Deck, Wood Side Rails, Casters on Drawers. 83x44x30	83 x 44 x 30	230
	WC-PPL-8430-3DWR	Woodcrest. Panel Head Board and Foot Board with 3 Equal Storage Drawers Under the Bed with Wood Mattress Platform Deck, Wood Side Rails, Casters on Drawers. 83x44x30	83 x 44 x 30	250
	WC-PPL-8430-4DWR	Woodcrest. Panel Head Board and Foot Board with 4 Storage Drawers Under the Bed with Wood Mattress Platform Deck, Wood Side Rails, Casters on Drawers. 83x44x36	83 x 44 x 36	270
	WC-PPL-8430-4DWR-1C	Woodcrest. Panel Head Board and Foot Board with 4 Storage Drawers and 1 Compartment Door Under the Bed with Wood Mattress Platform Deck, Wood Side Rails, Casters on Drawers. 83x44x36	83 x 44 x 36	270

**Panel Beds**

**Beachcomber Panel Beds**

	<b>Part Number</b>	<b>Description</b>	<b>W x D x H</b>	<b>WT</b>
	BC-PLHB-4029	Beachcomber. Panel Headboard 3/3 Twin. 39x1x40	39 x 1 x 40	20
	BC-PLHB-6029	Beachcomber. Panel Headboard - Double and Queen Compatible. 60x1x40	60 x 1 x 40	30
	BC-PL-8430	Beachcomber. Panel Head & Foot Board with Bolt-on Spring. 84x44x30	84 x 44 x 30	145
	BC-PPL-8430	Beachcomber. Panel Head & Foot Board with Wood Side Rails and Mattress Platform Deck or Drop-in Spring. 84x44x30	84 x 44 x 30	135
	BC-PPL-8460	Beachcomber. Double and Queen Compatible. Panel Head & Foot Board with Wood Side Rails and Mattress Platform Deck or Drop-in Spring. 84x68x30	84 x 68 x 30	160

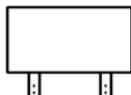

**Homestead Panel Beds**

	<b>Part Number</b>	<b>Description</b>	<b>W x D x H</b>	<b>WT</b>
	HO-PLHB-4029	Homestead. Panel Headboard 3/3 Twin. 40x1x40	40 x 1 x 40	20
	HO-PLHB-6029	Homestead. Panel Headboard 4/6 - 5/0 Double and Queen Compatible. 62x1x40	62 x 1 x 40	30
	HO-PL-8430	Homestead. Panel Head & Foot Board with Bolt on Spring. 83x39x30	83 x 39 x 30	145
	HO-PPL-8430	Homestead. Panel Head & Foot Board with Wood Side Rails and Mattress Platform Deck or Drop in Spring. 83x39x30	83 x 39 x 30	135
	HO-PPL-8460	Homestead. Panel Head & Foot Board with Wood Side Rails and Mattress Platform Deck or Drop in Spring. 4/6-5/0 Double and Queen Compatible. 83x63x30	83 x 63 x 30	160

**Madison Panel Beds**

	<b>Part Number</b>	<b>Description</b>	<b>W x D x H</b>	<b>WT</b>
	MA-PL-8430	Madison. Panel Head & Foot Board with Bolt-on Spring. 85x44x45	85 x 44 x 45	155
	MA-PPL-8430	Madison. Panel Head & Foot Board with Wood Side Rails and Mattress Platform Deck or Drop-in Spring. 85x44x45	85 x 44 x 45	145
	MA-PPL-8460	Madison. Panel Head & Foot Board with Wood Side Rails and Mattress Platform Deck or Drop-in Spring. 4/6-5/0 Double and Queen Compatible. 85x65x45	85 x 65 x 45	175



**Nittany Panel Beds**

	<b>Part Number</b>	<b>Description</b>	<b>W x D x H</b>	<b>WT</b>
	N-PLHB-4029	Nittany. Panel Headboard 3/3 Twin. 40x1x40	40 x 1 x 40	20
	N-PLHB-6029	Nittany. Panel Headboard 4/6-5/0 Specify Double or Queen. 56/62x1x40	56/62 x 1 x 40	30
	N-PL-8430	Nittany. Panel Head & Foot Board with Bolt on Spring. 83x39x30.	83 x 39 x 30	145
	N-PPL-8430	Nittany. Panel Head & Foot Board with Wood Side Rails and Mattress Platform Deck or Drop in Spring. 83x39x30	83 x 39 x 30	135
	N-PPL-8460	Nittany. Panel Head & Foot Board with Wood Side Rails and Mattress Platform Deck or Drop in Spring 4/6-5/0 Double and Queen Compatible - 83x63x30	83 x 63 x 30	160



### Shaker Panel Beds

	<b>Part Number</b>	<b>Description</b>	<b>W x D x H</b>	<b>WT</b>
	S2-PL-8430	Shaker. Panel Head & Foot Board with Bolt on Spring. 83x39x30	83 x 39 x 30	145
	S2-PPL-8430	Shaker. Panel Head & Foot Board with Wood Side Rails and Mattress Platform Deck or Drop in Spring. 83x39x30	83 x 39 x 30	135
	S2-PPL-8460	Shaker. Panel Head & Foot Board with Wood Side Rails and Mattress Platform Deck or Drop in Spring. 4/6-5/0 Double and Queen Compatible. 83x63x30	83 x 63 x 30	160

### Sedona Panel Beds











	<b>Part Number</b>	<b>Description</b>	<b>W x D x H</b>	<b>WT</b>
	SE-PLHB-4029	Sedona. Panel Headboard 3/3 Twin. 40x1x40	40 x 1 x 40	20
	SE-PLHB-6029	Sedona. Panel Headboard 4/6-5/0 - Double and Queen Compatible. 62x1x40	62 x 1 x 40	30
	SE-PL-8430	Sedona. Panel Head & Foot Board with Bolt on Spring. 83x39x30	83 x 39 x 30	155
	SE-PPL-8430	Sedona. Panel Head & Foot Board with Wood Side Rails and Mattress Platform Deck or Drop in Spring. 83x39x30	83 x 39 x 30	145
	SE-PPL-8460	Sedona. Panel Head & Foot Board with Wood Side Rails and Mattress Platform Deck or Drop in Spring. 4/6-4/0 Double and Queen Compatible. 83x63x31.	83 x 63 x 31	170





### Woodcrest Panel Beds

	<b>Part Number</b>	<b>Description</b>	<b>W x D x H</b>	<b>WT</b>
	WC-PLHB-4029	Woodcrest. Panel Headboard 3/3 Twin. 39x1x47	39 x 1 x 47	20
	WC-PLHB-6029	Woodcrest. Panel Headboard 4/6-5/0 Specify Double or Queen. 56/60x1x47	56/60 x 1 x 47	30
	WC-PL-8430	Woodcrest. Panel Head & Foot Board with Bolt on Spring. 83x44x30	83 x 44 x 30	145
	WC-PPL-8430	Woodcrest. Panel Head & Foot Board with Wood Side Rails and Mattress Platform Deck or Drop in Spring. 83x44x30	83 x 44 x 30	135
	WC-PPL-8460	Woodcrest. Panel Head & Foot Board with Wood Side Rails and Mattress Platform Deck or Drop in Spring. 4/6-5/0 Double and Queen Compatible. 83x68x30	83 x 68 x 30	160

## Headboards/Footboards

	<b>Part Number</b>	<b>Description</b>	<b>W x D x H</b>	<b>WT</b>
	AE-HB-36	Aero. Option for Contour Headboard for Dormitory Size Beds. 40x2x30	40 x 2 x 30	18
	AE-HB-54	Aero. Option for Contour Headboard for Full Size Beds. 58x2x30	58 x 2 x 30	28
	AP-HB-36	Apollo Headboard for Dormitory Size Beds. 40x2x30	40 x 2 x 30	18
	AP-HB-54	Apollo Headboard for Full Size Beds. 58x2x30	58 x 2 x 30	28
	BBS-5480	Smart Bed. Single, Adjustable Height Bed with Solid Metal Insert in Post Ends - 7 Positions. Accepts a 54 x 80 Mattress (Full). 85.25x56.25x36. Cannot be bunked. *Mattress is not included	85.25 x 56.25 x 36	110
	BBS-54-ENDS	Set of (2) Smart Bed Ends with Metal Insert Channel System in End Posts, 54"W.	54 x 2.25 x 36	50
	BBS-6080	Smart Bed. Single, Adjustable Height Bed with Solid Metal Insert in Post Ends - 7 Positions. Accepts a 60 x 80 Mattress (Queen). 85.25x62.25x36. Cannot be bunked. *Mattress is not included	85.25 x 62.25 x 36	120
	BBS-60-ENDS	Set of (2) Smart Bed Ends with Metal Insert Channel System in End Posts, 60"W.	60 x 2.25 x 36	55
	BCHB-4029	Bookcase Headboard Twin. 44x9x51	44 x 9 x 51	50
	BCHB-6029	Bookcase Headboard. Full and Queen Compatible. 64x9x51	64 x 9 x 51	70
	BCHB-7829	Bookcase Headboard King. 80x9x51	80 x 9 x 51	100
	CHB-4029	Curved Headboard Twin. 44x2x47	44 x 2 x 47	25
	CHB-6029	Curved Headboard Full and Queen Compatible. 62x2x47	62 x 2 x 47	35
	CHB-7829	Curved Headboard King. 78x2x47	78 x 2 x 47	50

Part Number	Description	W x D x H	WT
 C2-BBS-5480	Contempo Smart Bed. Wood bed posts with coordinating laminate horizontal cross rails. Accepts a 54 x 80 Mattress (Full). 85.25x56.25x36. Cannot be bunked. *Mattress is not included.	85.25 x 56.25 x 36	110
 C2-BBS-6080	Contempo Smart Bed. Wood bed posts with coordinating laminate horizontal cross rails. Accepts a 60 x 80 Mattress (Queen). 85.25x62.25x36. Cannot be bunked. *Mattress is not included.	85.25 x 62.25 x 36	120
 IVY-BBS-5480	Ivy League Smart Bed. Single, Adjustable Height Bed with Solid Metal Insert in Post Ends - 7 Positions. Maple/Birch Construction Standard. Accepts a 54 x 80 Mattress (Full). 85.25x56.25x36. Cannot be bunked. *Mattress is not included	85.25 x 56.25 x 36	110
 IVY-BBS-54-ENDS	Set of (2) Ivy League Smart Bed Ends with Metal Insert Channel System in End Posts, Accommodates a 54"W Mattress/Spring.	56.25 x 2.25 x 36	50
 IVY-BBS-6080	Ivy League Smart Bed. Single, Adjustable Height Bed with Solid Metal Insert in Post Ends - 7 Positions. Maple/Birch Construction Standard. Accepts a 60 x 80 Mattress (Queen). 85.25x62.25x36. Cannot be bunked. *Mattress is not included	85.25 x 62.25 x 36	120
 IVY-BBS-60-ENDS	Set of (2) Ivy League Smart Bed Ends with Metal Insert Channel System in End Posts, Accommodates a 60"W Mattress/Spring.	62.25 x 2.25 x 36	55
 LP-BED-8536	Low Profile Dormitory Size Bed with Spring Mattress Support, Maple Wood Bed Ends. Accepts 36"W Mattress. 84x38x18. *Mattress is not included	84 x 38 x 18	86
 LP-BED-8536-P	Low Profile Dormitory Size Bed with Wood Platform Deck and Wood Side Rails in Place of Spring. Maple Wood Bed Ends. Fixed Height. Accepts 36"W Mattress. 84x38x18. *Mattress is not included	84 x 38 x 18	86
 LP-BED-8554	Low Profile Full Size Bed with Spring Mattress Support, Maple Wood Bed Ends. Accepts 54"W Mattress. 83x56x18. *Mattress is not included	83 x 56 x 18	108
 LP-BED-8554-P	Low Profile Full Size Bed with Wood Platform Deck and Wood Side Rails in Place of Spring. Maple Wood Bed Ends. Accepts 54"W Mattress. Fixed Height. 83x56x18. *Mattress is not included	83 x 56 x 18	108
 MA-AP-4029	Madison Arched Panel Headboard Twin. 42x3x47	42 x 3 x 47	30
 MA-AP-6029	Madison Arched Panel Headboard. Full and Queen Compatible. 63x3x47	63 x 3 x 47	40
 MA-AP-7829	Madison Arched Panel Headboard King. 79x3x47	79 x 3 x 47	60

	<b>Part Number</b>	<b>Description</b>	<b>W x D x H</b>	<b>WT</b>
	PH-4029	Split Panel Headboard Twin. 42x1x47	42 x 1 x 47	30
	PH-6029	Split Panel Headboard. Full and Queen Compatible. 63x1x47	63 x 1 x 47	40
	PH-7829	Split Panel Headboard King. 79x1x47	79 x 1 x 47	50
	PHF-4029	Split Panel Bed with Platform Deck, Twin. 42x1x40	42 x 1 x 40	75
	PHF-6029	Split Panel Bed with Platform Deck, Full and Queen Compatible. 63x1x40	63 x 1 x 40	90
	PHF-7829	Split Panel Bed with Platform Deck, King. 81x1x40	81 x 1 x 40	100
	S2-BBS-5480	Pediment Smart Bed. Single, Adjustable Height Bed with Solid Metal Insert in Post Ends - 7 Positions. Accepts a 54 x 80 Mattress (Full). 85.25x56.25x36. Cannot be bunked. *Mattress is not included	85.25 x 56.25 x 36	110
	S2-BBS-54-ENDS	Set of (2) Pediment Smart Bed Ends with Metal Insert Channel System in End Posts, Accommodates a 54"W Mattress/Spring.	56.25 x 2.25 x 36	50
	S2-BBS-6080	Pediment Smart Bed. Single, Adjustable Height Bed with Solid Metal Insert in Post Ends - 7 Positions. Accepts a 60 x 80 Mattress (Queen). 85.25x62.25x36. Cannot be bunked. *Mattress is not included	85.25 x 62.25 x 36	120
	S2-BBS-60-ENDS	Set of (2) Pediment Smart Bed Ends with Metal Insert Channel System in End Posts, Accommodates a 60"W Mattress/Spring.	62.25 x 2.25 x 36	55

	<b>Part Number</b>	<b>Description</b>	<b>W x D x H</b>	<b>WT</b>
	S2-HB-4029	Pediment Headboard 3/3 Twin. 43x1x47	43 x 1 x 47	20
	S2-HB-6029	Pediment Headboard 4/6-5/0 Double and Queen Compatible. 60x1x47	60 x 1 x 47	30
	S2-HB-7829	Pediment Headboard 6/6 King. 78x1x47	78 x 1 x 47	45
	S2-HF-8439	Pediment Head and Foot Bed Ends, Wood Rails 3/3 Twin Drop-in Spring or Platform Deck. 84x42x35	84 x 42 x 35	145
	S2-HF-8454	Pediment Head and Foot Bed Ends, Wood Rails 4/6 Double Drop-in Spring or Platform Deck. 84x57x35	84 x 57 x 35	155
	S2-HF-8460	Pediment Head and Foot Bed Ends, Wood Rails 5/0 Queen Drop-in Spring or Platform Deck. 84x63x35	84 x 63 x 35	155
	S2-HF-8478	Pediment Head and Foot Bed Ends, Wood Rails 6/6 King Drop-in Spring or Platform Deck. 84x79x35	84 x 79 x 35	165
	SE-BBS-5480	Smart Bed. Sedona Style. Single, Adjustable Height Bed with Solid Metal Insert in Post Ends - 7 Positions. Accepts a 54 x 80 Mattress (Full). 85.25x56.25x36. Cannot be bunked. *Mattress is not included	85.25 x 56.25 x 36	105
	SE-BBS-54-ENDS	Set of (2) Sedona Smart Bed Ends with Metal Insert Channel System in End Posts, 54"W.	54 x 2.25 x 36	45
	SE-BBS-6080	Smart Bed. Sedona Style. Single, Adjustable Height Bed with Solid Metal Insert in Post Ends - 7 Positions. Accepts a 60 x 80 Mattress (Queen). 85.25x62.25x36. Cannot be bunked. *Mattress is not included	85.25 x 62.25 x 36	115
	SE-BBS-60-ENDS	Set of (2) Sedona Smart Bed Ends with Metal Insert Channel System in End Posts, 60"W.	60 x 2.25 x 36	50
	TP-4047	Triple Panel Headboard Twin. 43x3x47	43 x 3 x 47	35
	TP-6047	Triple Panel Headboard Full and Queen Compatible. 64x3x47	64 x 3 x 47	45
	TP-7847	Triple Panel Headboard King. 80x3x47	80 x 3 x 47	65





## Mattresses & Box Springs



### Savoy Premium Mattresses

Low profile encased innerspring with air wave topper that utilizes heat reducing technology & offers 30% more support than traditional foam toppers. Mattresses come roll packed in a 13x13x36 carton or 5 mil tube for ease of install & handling. Made in the USA.

Part Number	Description	W x D	WT
	6.25" Premium Mattress with 2-Layer Innerspring Construction. 36 x 75. 6 Year Warranty. Nylon Coated Material Resistant to Stains, Odors, Liquids, Bodily Fluids, Bed Bugs, Bacteria & Dust Mites. Dual Option Support System. Meets All Flammability Codes & Include a Fire Barrier. Certified Medical Grade.	36 x 75	35
	6.25" Premium Mattress with 2-Layer Innerspring Construction. 36 x 80. 6 Year Warranty. Nylon Coated Material Resistant to Stains, Odors, Liquids, Bodily Fluids, Bed Bugs, Bacteria & Dust Mites. Dual Option Support System. Meets All Flammability Codes & Include a Fire Barrier. Certified Medical Grade.	36 x 80	38
	6.25" Premium Mattress with 2-Layer Innerspring Construction. 54 x 80. 6 Year Warranty. Nylon Coated Material Resistant to Stains, Odors, Liquids, Bodily Fluids, Bed Bugs, Bacteria & Dust Mites. Dual Option Support System. Meets All Flammability Codes & Include a Fire Barrier. Certified Medical Grade.	54 x 80	44
	6.25" Premium Mattress with 2-Layer Innerspring Construction. 60 x 80. 6 Year Warranty. Nylon Coated Material Resistant to Stains, Odors, Liquids, Bodily Fluids, Bed Bugs, Bacteria & Dust Mites. Dual Option Support System. Meets All Flammability Codes & Include a Fire Barrier. Certified Medical Grade.	60 x 80	80
	7.25" Premium Mattress with 2-Layer Innerspring Construction. 36 x 75. 8 Year Warranty. Nylon Coated Material Resistant to Stains, Odors, Liquids, Bodily Fluids, Bed Bugs, Bacteria & Dust Mites. Dual Option Support System. Meets All Flammability Codes & Include a Fire Barrier. Certified Medical Grade.	36 x 75	35
	7.25" Premium Mattress with 2-Layer Innerspring Construction. 36 x 80. 8 Year Warranty. Nylon Coated Material Resistant to Stains, Odors, Liquids, Bodily Fluids, Bed Bugs, Bacteria & Dust Mites. Dual Option Support System. Meets All Flammability Codes & Include a Fire Barrier. Certified Medical Grade.	36 x 80	35
	7.25" Premium Mattress with 2-Layer Innerspring Construction. 54 x 80. 8 Year Warranty. Nylon Coated Material Resistant to Stains, Odors, Liquids, Bodily Fluids, Bed Bugs, Bacteria & Dust Mites. Dual Option Support System. Meets All Flammability Codes & Include a Fire Barrier. Certified Medical Grade.	54 x 80	45
	7.25" Premium Mattress with 2-Layer Innerspring Construction. 60 x 80. 8 Year Warranty. Nylon Coated Material Resistant to Stains, Odors, Liquids, Bodily Fluids, Bed Bugs, Bacteria & Dust Mites. Dual Option Support System. Meets All Flammability Codes & Include a Fire Barrier. Certified Medical Grade.	60 x 80	80













Part Number	Description	W x D x H	WT
3675-MATT	SOFlux® -- Blue Nylon Inverted Seam Mattress 36x75. Mattress is covered with a breathable fabric that is fluid proof, anti-fungal, non-vinyl and anti-microbial. Comply with 16 CFR part 1633 Flammability Standard.	36 x 75	41
3680-MATT	SOFlux® -- Blue Nylon Inverted Seam Mattress 36x80. Mattress is covered with a breathable fabric that is fluid proof, anti-fungal, non-vinyl and anti-microbial. Comply with 16 CFR part 1633 Flammability Standard.	36 x 80	42
3684-MATT	SOFlux® -- Blue Nylon Inverted Seam Mattress 36x84. Mattress is covered with a breathable fabric that is fluid proof, anti-fungal, non-vinyl and anti-microbial. Comply with 16 CFR part 1633 Flammability Standard.	36 x 84	44
3690-MATT	SOFlux® -- Blue Nylon Inverted Seam Mattress 36x90. Mattress is covered with a breathable fabric that is fluid proof, anti-fungal, non-vinyl and anti-microbial. Comply with 16 CFR part 1633 Flammability Standard.	36 x 90	47
3875-MATT	SOFlux® -- Blue Nylon Inverted Seam Mattress 38x75. Mattress is covered with a breathable fabric that is fluid proof, anti-fungal, non-vinyl and anti-microbial. Comply with 16 CFR part 1633 Flammability Standard.	38 x 75	43
3880-MATT	SOFlux® -- Blue Nylon Inverted Seam Mattress 38x80. Mattress is covered with a breathable fabric that is fluid proof, anti-fungal, non-vinyl and anti-microbial. Comply with 16 CFR part 1633 Flammability Standard.	38 x 80	45
5475-MATT	SOFlux® -- Blue Nylon Inverted Seam Mattress 54x75. Mattress is covered with a breathable fabric that is fluid proof, anti-fungal, non-vinyl and anti-microbial. Comply with 16 CFR part 1633 Flammability Standard.	54 x 75	62
5480-MATT	SOFlux® -- Blue Nylon Inverted Seam Mattress 54x80. Mattress is covered with a breathable fabric that is fluid proof, anti-fungal, non-vinyl and anti-microbial. Comply with 16 CFR part 1633 Flammability Standard.	54 x 80	63
6080-MATT	SOFlux® -- Blue Nylon Inverted Seam Mattress 60x80. Mattress is covered with a breathable fabric that is fluid proof, anti-fungal, non-vinyl and anti-microbial. Comply with 16 CFR part 1633 Flammability Standard.	60 x 80	71

## Springs

	<b>Part Number</b>	<b>Description</b>	<b>W x D x H</b>	<b>WT</b>
	BO-SPRING	Bolt on Spring - Please Specify 76"L or 80"L; 36" W or 39" W.	-	40
	D-3676-C	Single Hook Style Spring. 36x76	36 x 76	34
	D-3680-C	Single, Extra Long, Hook Style Spring. 36x80	36 x 80	35
	D-3976-C	Standard Twin, Hook Style Spring. 39x76	39 x 76	36
	D-3980-C	Standard Twin, Extra Long, Hook Style Spring. 39x80	39 x 80	37
	D-5475-C	Full, Hook Style Spring. 54x75	54 x 75	50
	D-5480H-C	Full, Extra Long, Hook Style Spring. 54x80	54 x 80	54
	D-5480FREE	Full, Extra Long, Free Standing Spring Frame. 54x80x23	54 x 80 x 23	68
	DPS	Drop-in Spring, Specify 76" or 80"; 36" W or 39" W.	-	

## Misc. Bed Accessories

	<b>Part Number</b>	<b>Description</b>	<b>W x D x H</b>	<b>WT</b>
	ACR	Arched Cross Rail Option - for VB3680, VB3880, VB3675, & VB3875. Cost is per bed end.	38/42 x 2.25 x 36	-
	BEDSHLF	Wood Bed Shelf - Hooks to Bed End. 31x8x10	31 x 8 x 10	15
	BR	Pair of Replacement Wood Bed Side Rails - Specify Length. 76/80x1x5	76/80 x 1 x 5	25
	DOC-TRAY	Optional Document Holder - Mounted Under Bed Platform. 16x13x3	16 x 13 x 3	3
	FP	Option to Add Filler Panel Over Open Compartment. 29x1	NOT APPLICABLE	5
	FR	Set of 2 Fascia Rail Covers for Springs. Bolts to Spring. 76/80x3/4x5	76/80 x .75 x 5	20
	HFRAME	3/3, 4/6, 5/0 Adjustable Metal Bed Frame.	NOT APPLICABLE	40
	HFRAME-KING	6/6 Metal Bed Frame.	NOT APPLICABLE	45
	LFRAME	Metal Freestanding Bed Frame with Legs - Please Specify 36" W or 39" W; 12", 15", 21" or 23" H.	NOT APPLICABLE	50
	WEDGE	Wedgelock Attaching System for Springs	NOT APPLICABLE	5
	WMTKIT	Wall Mounting Kit for Headboards	NOT APPLICABLE	5
	FPO	Option to Add False Panel Over Open Compartment.	NOT APPLICABLE	5


	Part Number	Description	W x D x H	WT
	RHB-BCHB	Option to Add Bookcase Carrel to Reversible Bedside Storage Unit. 42x11-1/2x18	42 x 11.5 x 18	30
	N-BCHB-4250-2D	Nittany Reversible Bedside Storage Unit with Pullout Drawer, 2 Interior Shelves, and Attached Bookshelf Carrel. 42x11-1/2x52	42 x 11.5 x 52	80
	WC-BCHB-4250-2D	Woodcrest Reversible Bedside Storage Unit with Pullout Drawer, 2 Interior Shelves, and Attached Bookshelf Carrel. 42x11-1/2x52	42 x 11.5 x 52	80
	WC-RHB	Woodcrest Reversible Bedside Storage Unit with Pullout Drawer and 2 Interior Shelves. 42x11-1/2x34	42 x 11.5 x 34	50
	N-RHB	Nittany Reversible Bedside Storage Unit with Pullout Drawer and 2 Interior Shelves. 42x11-1/2x34	42 x 11.5 x 34	50
	N-RHB-3C	Nittany Reversible Bedside Storage Unit with Three Open Compartments. 12x42x34	42 x 11.5 x 34	55

### Heavy Duty Options

#### **7-Position Adjustable Height Beds**

Beds have undergone the test 3FNE-99-582D and have been rated Extra Heavy Duty.

#### **Metal Beds - Extra Heavy Duty**

	Part Number	Description	W x D x H	WT
	MHVB3676	Metal Beds-Extra Heavy Duty. Standard Twin Metal Bed - Includes Headboard and Footboard with Horizontal Rails and a 36" x 76" Spring. Black Steel, 7-position adjustable height, bunkable beds with heavy duty springs. 80x37x38. *Mattress not included	80 x 37 x 38	70
	MHVB3680	Metal Beds-Extra Heavy Duty. Standard Twin Metal Bed - Includes Headboard and Footboard with Horizontal Rails and a 36" x 80" Spring. Black Steel, 7-position adjustable height, bunkable beds with heavy duty springs. 84x37x38. * Mattress not included	84 x 37 x 38	76
	MHVB3876	Metal Beds-Extra Heavy Duty. Standard Twin Metal Bed - Includes Headboard and Footboard with Horizontal Rails and a 38" x 76" Spring. Black Steel, 7-position adjustable height, bunkable beds with heavy duty springs. 80x40-5/8x38. * Mattress not included	80 x 40.625 x 38	96
	MHVB3880	Metal Beds-Extra Heavy Duty. Standard Twin Metal Bed - Includes Headboard and Footboard with Horizontal Rails and a 38" x 80" Spring. Black Steel, 7-position adjustable height, bunkable beds with heavy duty springs. 84x40-5/8x38. * Mattress not included	84 x 40.625 x 38	102



Part Number	Description	W x D x H	WT
MHVBB3676	Metal Beds-Extra Heavy Duty. Set of Standard Twin Metal Bunk beds - Includes (2) Headboards and (2) Footboards with Horizontal Rails and (2) 36" x 76" Springs. Black Steel, 7-position adjustable height, bunkable beds with heavy duty springs. 80x37x76. * Mattresses not included	80 x 37 x 76	140
MHVBB3680	Metal Beds-Extra Heavy Duty. Set of Standard Twin Metal Bunk beds - Includes (2) Headboards and (2) Footboards with Horizontal Rails and (2) 36" x 80" Springs. Black Steel, 7-position adjustable height, bunkable beds with heavy duty springs. 84x37x76. * Mattresses not included	84 x 37 x 76	152
MHVBB3876	Metal Beds-Extra Heavy Duty. Set of Standard Twin Metal Bunk beds - Includes (2) Headboards and (2) Footboards with Horizontal Rails and (2) 38" x 76" Springs. Black Steel, 7-position adjustable height, bunkable beds with heavy duty springs. 80x40-5/8x76. * Mattresses not included	80 x 40.625 x 76	192
MHVBB3880	Metal Beds-Extra Heavy Duty. Set of Standard Twin Metal Bunk beds - Includes (2) Headboards and (2) Footboards with Horizontal Rails and (2) 38" x 80" Springs. Black Steel, 7-position adjustable height, bunkable beds with heavy duty springs. 84x40-5/8x76. * Mattresses not included	84 x 40.625 x 76	204
MVVB3676	Metal Beds-Extra Heavy Duty. Standard Twin Metal Bed - Includes Headboard and Footboard with Vertical Rails and a 36" x 76" Spring. Black Steel, 7-position adjustable height, bunkable beds with heavy duty springs. 80x37x38. *Mattress not included	80 x 37 x 38	70
MVVB3680	Metal Beds-Extra Heavy Duty. Standard Twin Metal Bed - Includes Headboard and Footboard with Vertical Rails and a 36" x 80" Spring. Black Steel, 7-position adjustable height, bunkable beds with heavy duty springs. 84x37x38. *Mattress not included	84 x 37 x 38	76



Part Number	Description	W x D x H	WT
MVVB3876	Metal Beds-Extra Heavy Duty. Standard Twin Metal Bed - Includes Headboard and Footboard with Vertical Rails and a 38" x 76" Spring. Black Steel, 7-position adjustable height, bunkable beds with heavy duty springs. 80x40-5/8x38. *Mattress not included	80 x 40.625 x 38	96
MVVB3880	Metal Beds-Extra Heavy Duty. Standard Twin Metal Bed - Includes Headboard and Footboard with Vertical Rails and a 38" x 80" Spring. Black Steel, 7-position adjustable height, bunkable beds with heavy duty springs. 84x40-5/8x38. *Mattress not included	84 x 40.625 x 38	102
MVVB3676	Metal Beds-Extra Heavy Duty. Set of Standard Twin Metal Bunk beds - Includes (2) Headboards and (2) Footboards with Vertical Rails and (2) 36" x 76" Springs. Black Steel, 7-position adjustable height, bunkable beds with heavy duty springs. 80x37x76. *Mattresses not included	80 x 37 x 76	140
MVVB3680	Metal Beds-Extra Heavy Duty. Set of Standard Twin Metal Bunk beds - Includes (2) Headboards and (2) Footboards with Vertical Rails and (2) 36" x 80" Springs. Black Steel, 7-position adjustable height, bunkable beds with heavy duty springs. 84x37x76. *Mattresses not included	84 x 37 x 76	152
MVVB3876	Metal Beds-Extra Heavy Duty. Set of Standard Twin Metal Bunk beds - Includes (2) Headboards and (2) Footboards with Vertical Rails and (2) 38" x 76" Springs. Black Steel, 7-position adjustable height, bunkable beds with heavy duty springs. 80x40-5/8x76. *Mattresses not included	80 x 40.625 x 76	192
MVVB3880	Metal Beds-Extra Heavy Duty. Set of Standard Twin, Metal Bunk beds - Includes (2) Headboards and (2) Footboards with Vertical Rails and (2) 38" x 80" Springs. Black Steel, 7-position adjustable height, bunkable beds with heavy duty springs. 84x40-5/8x76. *Mattresses not included	84 x 40.625 x 76	204




**Smart Beds - Extra Heavy Duty**



Part Number	Description	W x D x H	WT
VB3675	Smart Bed. Heavy Duty Rated Single, Bunkable, Adjustable Height Bed with solid metal insert in post ends - 7 Positions. Accepts a 36 x 75 Mattress (Twin). Beds have undergone the test 3FNE-99-582D and have been rated Extra Heavy Duty. 80-1/4x38x36. *Mattress is not included	80.25 x 38 x 36	90
			
VB3680	Smart Bed. Heavy Duty Rated Single, Bunkable, Adjustable Height Bed with solid metal insert in post ends - 7 Positions. Accepts a 36 x 80 Mattress (Extra Long Twin). Beds have undergone the test 3FNE-99-582D and have been rated Extra Heavy Duty. 85-1/4x38x36. *Mattress is not included	85.25 x 38 x 36	92
VB3875	Smart Bed. Heavy Duty Rated Single, Bunkable, Adjustable Height Bed with solid metal insert in post ends - 7 Positions. Accepts a 38 x 75 Mattress (Twin). Beds have undergone the test 3FNE-99-582D and have been rated Extra Heavy Duty. 80-1/4x41-1/2x36. *Mattress is not included	80.25 x 41.5 x 36	92
			
VB3880	Smart Bed. Heavy Duty Rated Single, Bunkable, Adjustable Height Bed with solid metal insert in post ends - 7 Positions. Accepts a 38 x 80 Mattress (Extra Long Twin). Beds have undergone the test 3FNE-99-582D and have been rated Extra Heavy Duty. 85-1/4x41-1/2x36. *Mattress is not included	85.25 x 41.5 x 36	94

**Heavy Duty Captains Beds**




Beds have undergone the test 3FNE-99-582D and have been rated Extra Heavy Duty.

**Beachcomber**

Part Number	Description	W x D x H	WT
	BC-G-PPL-8430-2DWR	84 x 44 x 30	230
BC-G-PPL-8430-2DWR-1OC	Beachcomber. Panel Head & Foot Board with 2 Storage Drawers Under the Bed, Wood Mattress Platform Deck, Wood Side Rails, Casters on Drawers. 84x44x30	84 x 44 x 30	230
BC-G-PPL-8430-3DWR	Beachcomber. Panel Head & Foot Board with 3 Storage Drawers Under the Bed with Wood Mattress Platform Deck, Wood Side Rails, Casters on Drawers. 84x44x30	84 x 44 x 30	250





	<b>Part Number</b>	<b>Description</b>	<b>W x D x H</b>	<b>WT</b>
	BC-G-PPL-8430-4DWR	Beachcomber. Panel Head & Foot Board with 4 Storage Drawers Under the Bed, Wood Mattress Platform Deck, Wood Side Rails, Casters on Drawers. 84x44x36	84 x 44 x 36	270
	BC-G-PPL-8430-4DWR-1C	Beachcomber. Panel Head and Foot Board with 4 Storage Drawers and 1 Compartment Door Under the Bed, Wood Mattress Platform Deck, Wood Side Rails, Casters on Drawers. 84x44x36	84 x 44 x 36	270

### Homestead



	<b>Part Number</b>	<b>Description</b>	<b>W x D x H</b>	<b>WT</b>
	HO-G-PPL-8430-2DWR	Homestead. Panel Head Board and Foot Board with 2 Storage Drawers Under the Bed with Wood Mattress Platform Deck, Wood Side Rails and Casters on Drawers. 83x39x30	83 x 39 x 30	230
	HO-G-PPL-8430-2DWR-1OC	Homestead. Panel Head Board and Foot Board with 2 Storage Drawers and an Open Compartment Under the Bed with Wood Mattress Platform Deck, Wood Side Rails and Casters on Drawers. 83x39x30	83 x 39 x 30	230
	HO-G-PPL-8430-3DWR	Homestead. Panel Head Board and Foot Board with 3 Storage Drawers Under the Bed with Wood Mattress Platform Deck, Wood Side Rails and Casters on Drawers. 83x39x30	83 x 39 x 30	250
	HO-G-PPL-8430-4DWR	Homestead. Panel Head Board and Foot Board with 4 Storage Drawers Under the Bed with Wood Mattress Platform Deck, Wood Side Rails and Casters on Drawers. 83x39x36	83 x 39 x 36	270
	HO-G-PPL-8430-4DWR-1C	Homestead. Panel Head Board and Foot Board with 4 Storage Drawers and 1 Compartment Door Under the Bed with Wood Mattress Platform Deck, Wood Side Rails and Casters on Drawers. 83x39x36	83 x 39 x 36	270





**Madison**




	<b>Part Number</b>	<b>Description</b>	<b>W x D x H</b>	<b>WT</b>
	MA-G-PPL-8430-2DWR	Madison. Panel Head Board and Foot Board with 2 Storage Drawers Under the Bed with Wood Mattress Platform Deck, Wood Side Rails, Casters on Drawers. 85x44x45	85 x 44 x 45	250
	MA-G-PPL-8430-2DWR-1OC	Madison. Panel Head Board and Foot Board with 2 Storage Drawers and an Open Compartment Under the Bed with Wood Mattress Platform Deck, Wood Side Rails, Casters on Drawers. 85x44x45	85 x 44 x 45	250
	MA-G-PPL-8430-3DWR	Madison. Panel Head Board and Foot Board with 3 Equal Storage Drawers Under the Bed with Wood Mattress Platform Deck, Wood Side Rails, Casters on Drawers. 85x44x45	85 x 44 x 45	270
	MA-G-PPL-8430-4DWR	Madison. Panel Head Board and Foot Board with 4 Storage Drawers Under the Bed with Wood Mattress Platform Deck, Wood Side Rails, Casters on Drawers. 85x44x48	85 x 44 x 48	295
	MA-G-PPL-8430-4DWR-1C	Madison. Panel Head Board and Foot Board with 4 Storage Drawers and 1 Compartment Door Under the Bed with Wood Mattress Platform Deck, Wood Side Rails, Casters on Drawers. 85x44x48	85 x 44 x 48	295

**Nittany**


	<b>Part Number</b>	<b>Description</b>	<b>W x D x H</b>	<b>WT</b>
	N-G-PPL-8430-2DWR	Nittany. Panel Head Board and Foot Board with 2 Storage Drawers Under the Bed with Wood Mattress Platform Deck, Wood Side Rails, Casters on Drawers. 83x39x30.	83 x 39 x 30	230
	N-G-PPL-8430-2DWR-1OC	Nittany. Panel Head Board and Foot Board with 2 Storage Drawers and an Open Compartment Under the Bed with Wood Mattress Platform Deck, Wood Side Rails, Casters on Drawers. 83x39x30.	83 x 39 x 30	230
	N-G-PPL-8430-3DWR	Nittany. Panel Head Board and Foot Board with 3 Equal Storage Drawers Under the Bed with Wood Mattress Platform Deck, Wood Side Rails, Casters on Drawers. 83x39x30.	83 x 39 x 30	250

	<b>Part Number</b>	<b>Description</b>	<b>W x D x H</b>	<b>WT</b>
	N-G-PPL-8430-4DWR	Nittany. Panel Head Board and Foot Board with 4 Storage Drawers Under the Bed with Wood Mattress Platform Deck, Wood Side Rails, Casters on Drawers. 83x39x36.	83 x 39 x 36	270
	N-G-PPL-8430-4DWR-1C	Nittany. Panel Head Board and Foot Board with 4 Storage Drawers and 1 Compartment Door Under the Bed with Wood Mattress Platform Deck, Wood Side Rails, Casters on Drawers. 83x39x36.	83 x 39 x 36	270

### Shaker

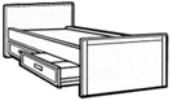


	<b>Part Number</b>	<b>Description</b>	<b>W x D x H</b>	<b>WT</b>
	S2-G-PPL-8430-2DWR	Shaker. Panel Head Board and Foot Board with 2 Storage Drawers Under the bed with Wood Mattress Platform Deck, Wood Side Rails and Casters on Drawers. 83x39x30	83 x 39 x 30	230
	S2-G-PPL-8430-2DWR-1OC	Shaker. Panel Head Board and Foot Board with 2 Storage Drawers and an Open Compartment Under the Bed with Wood Mattress Platform Deck, Wood side rails and Casters on Drawers. 83x39x30	83 x 39 x 30	230
	S2-G-PPL-8430-3DWR	Shaker. Panel Head Board and Foot Board with 3 Equal Storage Drawers Under the bed with Wood Mattress Platform Deck, Wood Side Rails and Casters on Drawers. 83x39x30	83 x 39 x 30	250
	S2-G-PPL-8430-4DWR	Shaker. Panel Head Board and Foot Board with 4 Storage Drawers Under the bed with Wood Mattress Platform Deck, Wood Side Rails and Casters on Drawers. 83x39x36	83 x 39 x 36	270
	S2-G-PPL-8430-4DWR-1C	Shaker. Panel Head Board and Foot Board with 4 Storage Drawers and 1 Compartment Door Under the bed with Wood Mattress Platform Deck, Wood Side Rails and Casters on Drawers. 83x39x36	83 x 39 x 36	270

### Sedona

	<b>Part Number</b>	<b>Description</b>	<b>W x D x H</b>	<b>WT</b>
	SE-G-PPL-8430-2DWR	Sedona. Panel Head Board and Foot Board with 2 Storage Drawers Under the Bed with Wood Mattress Platform Deck, Wood Side Rails, Casters on Drawers. 83x39x30	83 x 39 x 30	240
	SE-G-PPL-8430-2DWR-1OC	Sedona. Panel Head Board and Foot Board with 2 Storage Drawers and an Open Compartment Under the Bed with Wood Mattress Platform Deck, Wood Side Rails, Casters on Drawers. 83x39x30	83 x 39 x 30	240

Part Number	Description	W x D x H	WT
SE-G-PPL-8430-3DWR	Sedona. Panel Head Board and Foot Board with 3 Equal Storage Drawers Under the Bed with Wood Mattress Platform Deck, Wood Side Rails, Casters on Drawers. 83x39x30	83 x 39 x 30	260
SE-G-PPL-8430-4DWR	Sedona. Panel Head Board and Foot Board with 4 Storage Drawers Under the Bed with Wood Mattress Platform Deck, Wood Side Rails, Casters on Drawers. 83x39x37	83 x 39 x 37	280
SE-G-PPL-8430-4DWR-1C	Sedona. Panel Head Board and Foot Board with 4 Storage Drawers and 1 Compartment Door Under the Bed with Wood Mattress Platform Deck, Wood Side Rails, Casters on Drawers. 83x39x37	83 x 39 x 37	280

### Woodcrest

Part Number	Description	W x D x H	WT
 WC-G-PPL-8430-2DWR	Woodcrest. Panel Head Board and Foot Board with 2 Storage Drawers Under the Bed with Wood Mattress Platform Deck, Wood Side Rails, Casters on Drawers. 83x44x30	83 x 44 x 30	230
WC-G-PPL-8430-2DWR-1OC	Woodcrest. Panel Head Board and Foot Board with 2 Storage Drawers and an Open Compartment Under the Bed with Wood Mattress Platform Deck, Wood Side Rails, Casters on Drawers. 83x44x30	83 x 44 x 30	230
WC-G-PPL-8430-3DWR	Woodcrest. Panel Head Board and Foot Board with 3 Equal Storage Drawers Under the Bed with Wood Mattress Platform Deck, Wood Side Rails, Casters on Drawers. 83x44x30	83 x 44 x 30	250
 WC-G-PPL-8430-4DWR	Woodcrest. Panel Head Board and Foot Board with 4 Storage Drawers Under the Bed with Wood Mattress Platform Deck, Wood Side Rails, Casters on Drawers. 83x44x36	83 x 44 x 36	270
 WC-G-PPL-8430-4DWR-1C	Woodcrest. Panel Head Board and Foot Board with 4 Storage Drawers and 1 Compartment Door Under the Bed with Wood Mattress Platform Deck, Wood Side Rails, Casters on Drawers. 83x44x36	83 x 44 x 36	270





## Heavy Duty Springs

	Part Number	Description	W x D x H	WT
	D-3676-G	Single Hook Style, Heavy Duty Spring. 36x76	36 x 76	55
	D-3680-G	Single, Extra Long, Hook Style, Heavy Duty Spring. 36x80	36 x 80	55
	D-3976-G	Standard Twin, Hook Style Spring, Heavy Duty. 39x76	39 x 76	56
	D-3980-G	Standard Twin, Hook Style Spring, Extra Long/Heavy Duty. 39x80	39 x 80	57

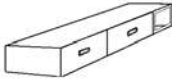

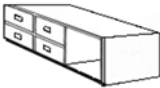
## Heavy Duty Underbed Storage Units

Units have undergone the test 3FNE-99-582D and have been rated Extra Heavy Duty. All units are fully enclosed for dust protection.


### Beachcomber

	Part Number	Description	W x D x H	WT
	BC-2DWR6020	Beachcomber 2 Drawer Under Bed Unit, 60"W - Extra Heavy Duty.	60 x 21 x 11	70
	BC-2DWR8020	Beachcomber 2 Drawer Under Bed Unit, 80"W - Extra Heavy Duty.	80 x 21 x 11	100
	BC-2DWR8020-OC	Beachcomber 2 Drawer Under Bed Unit with Open Compartment - Extra Heavy Duty.	80 x 21 x 11	95
	BC-3DWR8020	Beachcomber 3 Drawer Under Bed Unit - Extra Heavy Duty.	80 x 21 x 11	100
	BC-3DWR8020-OC	Beachcomber 3 Drawer Under Bed Unit with Open Compartment - Extra Heavy Duty.	80 x 21 x 11	105
	BC-4DWR8020	Beachcomber 4 Drawer Under Bed Unit - Extra Heavy Duty.	60 x 21 x 16	125
	BC-4DWR8020-FL	Beachcomber 4 Drawer Under Bed Unit - Extra Heavy Duty. *Full length drawers	80 x 21 x 16	140
	BC-4DWR8020-OC	Beachcomber 4 Drawer Under Bed Unit with Open Compartment - Extra Heavy Duty.	80 x 21 x 16	130

## Nittany

	Part Number	Description	W x D x H	WT
	N-2DWR6020	Nittany 2 Drawer Under Bed Unit, 60"W - Extra Heavy Duty.	60 x 21 x 11	70
	N-2DWR8020	Nittany 2 Drawer Under Bed Unit, 80"W – Extra Heavy Duty.	80 x 21 x 11	100
	N-2DWR8020-OC	Nittany 2 Drawer Under Bed Unit with Open Compartment - Extra Heavy Duty.	80 x 21 x 11	95
	N-3DWR8020	Nittany 3 Drawer Under Bed Unit - Extra Heavy Duty.	80 x 21 x 11	100
	N-3DWR8020-OC	Nittany 3 Drawer Under Bed Unit with Open Compartment - Extra Heavy Duty.	80 x 21 x 11	105
	N-4DWR8020	Nittany 4 Drawer Under Bed Unit - Extra Heavy Duty.	60 x 21 x 16	125
	N-4DWR8020-FL	Nittany 4 Drawer Under Bed Unit – Extra Heavy Duty. *Full length drawers	80 x 21 x 16	135
	N-4DWR8020-OC	Nittany 4 Drawer Under Bed Unit with Open Compartment - Extra Heavy Duty.	80 x 21 x 16	130



## Sedona

	Part Number	Description	W x D x H	WT
	SE-2DWR6020	Sedona 2 Drawer Under Bed Unit, 60"W – Extra Heavy Duty.	60 x 21 x 11	70
	SE-2DWR8020	Sedona 2 Drawer Under Bed Unit, 80"W – Extra Heavy Duty.	80 x 21 x 11	100
	SE-2DWR8020-OC	Sedona 2 Drawer Under Bed Unit with Open Compartment - Extra Heavy Duty.	80 x 21 x 11	95
	SE-3DWR8020	Sedona 3 Drawer Under Bed Unit - Extra Heavy Duty.	80 x 21 x 11	105
	SE-3DWR8020-OC	Sedona 3 Drawer Under Bed Unit with Open Compartment - Extra Heavy Duty.	80 x 21 x 11	110
	SE-4DWR8020	Sedona 4 Drawer Under Bed Unit - Extra Heavy Duty.	60 x 21 x 16	130
	SE-4DWR8020-FL	Sedona 4 Drawer Under Bed Unit – Extra Heavy Duty. *Full length drawers	80 x 21 x 16	140
	SE-4DWR8020-OC	Sedona 4 Drawer Under Bed Unit with Open Compartment - Extra Heavy Duty.	80 x 21 x 16	135

**Woodcrest**

	<b>Part Number</b>	<b>Description</b>	<b>W x D x H</b>	<b>WT</b>
	WC-2DWR6020	Woodcrest 2 Drawer Under Bed Unit, 60"W - Extra Heavy Duty.	60 x 21 x 11	70
	WC-2DWR8020	Woodcrest 2 Drawer Under Bed Unit, 80"W - Extra Heavy Duty.	80 x 21 x 11	105
	WC-2DWR8020-OC	Woodcrest 2 Drawer Under Bed Unit with Open Compartment - Extra Heavy Duty.	80 x 21 x 11	100
	WC-3DWR8020	Woodcrest 3 Drawer Under Bed Unit - Extra Heavy Duty.	80 x 21 x 11	105
	WC-3DWR8020-OC	Woodcrest 3 Drawer Under Bed Unit with Open Compartment - Extra Heavy Duty.	80 x 21 x 11	105
	WC-4DWR8020	Woodcrest 4 Drawer Under Bed Unit - Extra Heavy Duty.	60 x 21 x 16	125
	WC-4DWR8020-FL	Woodcrest 4 Drawer Under Bed Unit – Extra Heavy Duty. *Full length drawers	80 x 21 x 16	140
	WC-4DWR8020-OC	Woodcrest 4 Drawer Under Bed Unit with Open Compartment - Extra Heavy Duty.	80 x 21 x 16	130

**Captains Beds Options**

	<b>Part Number</b>	<b>Description</b>	<b>W x D x H</b>	<b>WT</b>
	SP-DECK	Split Deck Option - Provides Access to Additional Storage Space Behind Drawers on Captains Beds	NOT APPLICABLE	-
	ZERO	Zero Clearance Lift Bed Mechanism. Metal reinforced frame with two pneumatic lifts.	NOT APPLICABLE	-
	POP	Pop Top Lift Mechanism for Captain Bed	NOT APPLICABLE	-
	G-LOCK	Option to Add Gang Locking Hardware	NOT APPLICABLE	10

## Desk/Dining/Conference Chairs

### Allegro Side Chairs

Contemporary solid oak armless chair with side stretchers and pitched back for additional comfort.



Part Number	Description	W x D x H	WT	Yards
900WSB	Wood Seat and Back	18.5 x 21.5 x 30	20	-
900USWB	Upholstered Seat and Wood Back	18.5 x 21.5 x 30	20	1

### Metro Side Chairs

Solid oak armless chair with side stretchers and pitched back for additional comfort.



Part Number	Description	W x D x H	WT	Yards
917WSB	Wood Seat and Back	19 x 22 x 33	25	-
917USWB	Upholstered Seat and Wood Back	19 x 22 x 33	25	1
917WSUB	Wood Seat and Upholstered Back	19 x 22 x 33	25	1
917USB	Upholstered Seat and Back	19 x 22 x 33	25	2

### Metro Arm Chairs

Solid oak chair with pitched back for additional comfort.



Part Number	Description	W x D x H	WT	Yards
918WSB	Wood Seat and Back	20.5 x 22 x 33	30	-
918USWB	Upholstered Seat and Wood Back	20.5 x 22 x 33	30	1
918WSUB	Wood Seat and Upholstered Back	20.5 x 22 x 33	30	1
918USB	Upholstered Seat and Back	20.5 x 22 x 33	30	2

### Webster Side Chairs

Two position solid oak armless chair with steam bent wood back for additional comfort.



Part Number	Description	W x D x H	WT	Yards
921WSB	Wood Seat and Back	19 x 26 x 33	25	-
921USWB	Upholstered Seat and Wood Back	19 x 26 x 33	25	1
921WSUB	Wood Seat and Upholstered Back	19 x 26 x 33	25	1
921USB	Upholstered Seat and Back	19 x 26 x 33	25	2

### Webster Arm Chairs

Two position solid oak chair with steam bent wood back for additional comfort.



Part Number	Description	W x D x H	WT	Yards
922WSB	Wood Seat and Back	20.5 x 26 x 33	30	-
922USWB	Upholstered Seat and Wood Back	20.5 x 26 x 33	30	1
922WSUB	Wood Seat and Upholstered Back	20.5 x 26 x 33	30	1
922USB	Upholstered Seat and Back	20.5 x 26 x 33	30	2

### Webster Sedona Chairs

Two position chair with birch unibody side chair frames.



Part Number	Description	W x D x H	WT	Yards
SE-921WSB	Wood Seat and Back	19 x 26 x 33	28	-
SE-921USWB	Upholstered Seat and Wood Back	19 x 26 x 33	28	1
SE-921WSUB	Wood Seat and Upholstered Back	19 x 26 x 33	28	1
SE-921USB	Upholstered Seat and Back	19 x 26 x 33	28	2

### **Nick Side Chairs**

Solid oak armless sled base side chair with straight back.



<b>Part Number</b>	<b>Description</b>	<b>W x D x H</b>	<b>WT</b>	<b>Yards</b>
944WSB	Wood Seat and Back	19 x 20 x 33	25	-
944USWB	Upholstered Seat and Wood Back	19 x 20 x 33	25	1
944WSUB	Wood Seat and Upholstered Back	19 x 20 x 33	25	1
944USB	Upholstered Seat and Back	19 x 20 x 33	25	2

### **Nick Arm Chairs**

Solid oak sled base arm chair with straight back.



<b>Part Number</b>	<b>Description</b>	<b>W x D x H</b>	<b>WT</b>	<b>Yards</b>
943WSB	Wood Seat and Back	20.5 x 20 x 33	30	-
943USWB	Upholstered Seat and Wood Back	20.5 x 20 x 33	30	1
943WSUB	Wood Seat and Upholstered Back	20.5 x 20 x 33	30	1
943USB	Upholstered Seat and Back	20.5 x 20 x 33	30	2

### **Brycen Side Chairs**

Solid oak armless sled base side chair with pitched back for additional comfort.



<b>Part Number</b>	<b>Description</b>	<b>W x D x H</b>	<b>WT</b>	<b>Yards</b>
944PWSB	Wood Seat and Back	19 x 22 x 33	25	-
944PUSWB	Upholstered Seat and Wood Back	19 x 22 x 33	25	1
944PWSUB	Wood Seat and Upholstered Back	19 x 22 x 33	25	1
944PUSB	Upholstered Seat and Back	19 x 22 x 33	25	2

### **Brycen Arm Chairs**

Solid oak sled base arm chair with pitched back for additional comfort.



<b>Part Number</b>	<b>Description</b>	<b>W x D x H</b>	<b>WT</b>	<b>Yards</b>
943PWSB	Wood Seat and Back	20½ x 22 x 33	30	-
943PUSWB	Upholstered Seat and Wood Back	20½ x 22 x 33	30	1
943PWSUB	Wood Seat and Upholstered Back	20½ x 22 x 33	30	1
943PUSB	Upholstered Seat and Back	20½ x 22 x 33	30	2

### **Brycen Sedona Side Chairs**

Sled base armless chair with birch unibody side chair frames.



<b>Part Number</b>	<b>Description</b>	<b>W x D x H</b>	<b>WT</b>	<b>Yards</b>
SE-944PWSB	Wood Seat and Back	19 x 22 x 33	28	-
SE-944PUSWB	Upholstered Seat and Wood Back	19 x 22 x 33	28	1
SE-944PWSUB	Wood Seat and Upholstered Back	19 x 22 x 33	28	1
SE-944PUSB	Upholstered Seat and Back	19 x 22 x 33	28	2

### **Mission Sled Base Chairs**

Solid oak armless sled base side chair with vertical rungs and pitched back for additional comfort.



<b>Part Number</b>	<b>Description</b>	<b>W x D x H</b>	<b>WT</b>	<b>Yards</b>
946PWSB	Wood Seat and Back	19 x 22 x 33	25	-
946PUSWB	Upholstered Seat and Wood Back	19 x 22 x 33	25	1

### **Mission Sedona Sled Base Chairs**

Sled base armless chair with birch unibody side chair frames.



<b>Part Number</b>	<b>Description</b>	<b>W x D x H</b>	<b>WT</b>	<b>Yards</b>
SE-946PWSB	Wood Seat and Back	19 x 22 x 33	28	-
SE-946PUSWB	Upholstered Seat and Wood Back	19 x 22 x 33	28	1



**Adam Chairs**

Split back side chair with pitched back for additional comfort.



Part Number	Description	W x D x H	WT	Yards
961-WS-SB	Wood Seat and Back	19 x 22 x 33	30	-
961-US-SB	Upholstered Seat and Wood Back	19 x 22 x 33	30	1

**Mission Chairs**

Solid oak armless chair with vertical slatted wood back.



Part Number	Description	W x D x H	WT	Yards
991WSB	Wood Seat and Back	18 x 22.5 x 38	25	-
991USWB	Upholstered Seat and Wood Back	18 x 22.5 x 38	25	1
991WSUB	Wood Seat and Upholstered Back	18 x 22.5 x 38	25	1
991USB	Upholstered Seat and Back	18 x 22.5 x 38	25	2

**Ladder Back Chairs**

Solid oak armless chair with steam bent, horizontal slatted, wood back.



Part Number	Description	W x D x H	WT	Yards
992WSB	Wood Seat and Back	18 x 22.5 x 38	25	-
992USWB	Upholstered Seat and Wood Back	18 x 22.5 x 38	25	1

**Arch Back Chairs**

Solid oak armless chair with arched, steam bent, horizontal slatted wood back.



Part Number	Description	W x D x H	WT	Yards
993WSB	Wood Seat and Back	18 x 22.5 x 38	25	-
993USWB	Upholstered Seat and Wood Back	18 x 22.5 x 38	25	1

**Sedona Metal Chair**

Armless chair/stool with vinyl seat and horizontal slatted metal back.



Part Number	Description	W x D x H	WT	Yards
SE-BF-2160	Metal Chair with Upholstered Seat	17.5 x 19.5 x 33	25	1
SE-BFWS-2160	Metal Chair with Wood Seat	17.5 x 19.5 x 33	25	-

**Bar/Café Stools****Ladderback Stools**

Solid oak armless stool with horizontal slatted wood back and two height options.



Part Number	Description	W x D x H	WT	Yards
994-WSB-24	Wood Seat and Back - 24" Seat Height (Counter)	17.5 x 20 x 39 (Seat 24" High)	30	-
994-USWB-24	Upholstered Seat and Wood Back - 24" Seat Height (Counter)	17.5 x 20 x 39 (Seat 24" High)	30	1
994-WSB-30	Wood Seat and Back - 30" Seat Height (Bar/Café)	17.5 x 20 x 44 (Seat 30" High)	30	-
994-USWB-30	Upholstered Seat and Wood Back - 30" Seat Height (Bar/Café)	17.5 x 20 x 44 (Seat 30" High)	30	1

**Adam Stool**

Solid oak armless stool with pitched, horizontal slatted wood back and two height options.



Part Number	Description	W x D x H	WT	Yards
961WSB-24	Wood Seat/Back - 24" Seat Height (Counter)	19 x 21 x 39 (Seat 24" High)	30	-
961WSUB-24	Wood Seat, Upholstered Back - 24" Seat Height (Counter)	19 x 21 x 39 (Seat 24" High)	30	1
961US-SB-24	Upholstered Seat, Wood Split Back - 24" Seat Height (Counter)	19 x 21 x 39 (Seat 24" High)	30	1
961USB-24	Upholstered Seat and Back - 24" Seat Height (Counter)	19 x 21 x 39 (Seat 24" High)	30	1
961WSB-30	Wood Seat/Back - 30" Seat Height (Bar/Café)	19 x 21 x 45 (Seat 30" High)	30	-
961WSUB-30	Wood Seat, Upholstered Back - 30" Seat Height (Bar/Café)	19 x 21 x 45 (Seat 30" High)	30	1
961US-SB-30	Upholstered Seat, Wood Split Back - 30" Seat Height (Bar/Café)	19 x 21 x 45 (Seat 30" High)	30	1
961USB-30	Upholstered Seat and Back - 30" Seat Height (Bar/Café)	19 x 21 x 45 (Seat 30" High)	30	1

**Brycen Stool**

Solid oak armless stool with pitched back and foot rest for additional comfort. Two height options.



Part Number	Description	W x D x H	WT	Yards
944PWSB-24	Wood Seat and Back - 24" Seat Height (Counter)	19 x 23 x 38 (Seat 24" High)	30	-
944PUSWB-24	Upholstered Seat and Wood Back - 24" Seat Height (Counter)	19 x 23 x 38 (Seat 24" High)	30	1
944PWSUB-24	Wood Seat and Upholstered Back - 24" Seat Height (Counter)	19 x 23 x 38 (Seat 24" High)	30	1
944PUSB-24	Upholstered Seat and Back - 24" Seat Height (Counter)	19 x 23 x 38 (Seat 24" High)	30	1
944PWSB-30	Wood Seat and Back - 30" Seat Height (Bar/Café)	19 x 23 x 44 (Seat 30" High)	35	-
944PUSWB-30	Upholstered Seat and Wood Back - 30" Seat Height (Bar/Café)	19 x 23 x 44 (Seat 30" High)	35	1
944PWSUB-30	Wood Seat and Upholstered Back - 30" Seat Height (Bar/Café)	19 x 23 x 44 (Seat 30" High)	35	1
944PUSB-30	Upholstered Seat and Back - 30" Seat Height (Bar/Café)	19 x 23 x 44 (Seat 30" High)	35	1

**Sedona Metal Bar/Café Stool**

Armless chair/stool with vinyl seat and horizontal slatted metal back.



Part Number	Description	W x D x H	WT	Yards
SE-BF-2160-CS	Counter Height Stool with Upholstered Seat	16.25 x 18.875 x 38.5 (Seat 24" High)	25	1
SE-BFWS-2160-CS	Counter Height Stool with Wood Seat	16.25 x 18.875 x 38.5 (Seat 24" High)	25	-
SE-BF-2160-BS	Bar Stool with Upholstered Seat	17.5 x 19.5 x 44 (Seat 31" High)	25	1
SE-BFWS-2160-BS	Bar Stool with Wood Seat	17.5 x 19.5 x 44 (Seat 31" High)	25	-

**Gus Stool**

Solid oak stool with 14" diameter seat in choice of three heights.



Part Number	Description	W x D x H	WT	Yards
N-STOOL-18-WS	18"H Stool - Solid Oak Seat	14 x 14 x 18	24	-
N-STOOL-18-UPH	18"H Stool - Upholstered Seat	14 x 14 x 18	24	1
N-STOOL-24-WS	24"H Stool - Solid Oak Seat	14 x 14 x 24	28	-
N-STOOL-24-UPH	24"H Stool - Upholstered Seat	14 x 14 x 24	28	1
N-STOOL-30-WS	30"H Stool - Solid Oak Seat	14 x 14 x 30	32	-
N-STOOL-30-UPH	30"H Stool - Upholstered Seat	14 x 14 x 30	32	1

**Stool Options**

Wooden stools only.

FRP	Option to Add Scuff Plate to Foot Rest
-----	----------------------------------------

**Task Chairs**

Comfortable and durable task chairs with adjustable positions in a variety of styles. Black fabric standard. Additional upholstery options available, including CAL-133. Contact customer service for pricing.



Part Number	Description	W x D x H	WT	Yards
BEG-399	Rowdy Stacking Chair. Plastic Shell Seat and Back. Chrome Metal Base & Black Seat Standard. Black legs & multiple seat colors also available. 250 lb Capacity.	19 x 19 x 34	10	-



BEG-400	Zeus Task Chair. 360 degree Swivel. Gas Cylinder Seat Height Adjustment. 300lb Capacity.	25 x 25 x 34	32	-
---------	------------------------------------------------------------------------------------------	--------------	----	---



BEG-402	STAR Armless Ergo Chair. Upholstered Seat & Back. High Density Foam Seat. 2 Paddle Controls. Lumbar Support. Tilt Tension and Lock. Adjustable Height.	26.5 x 26 x 44.5	36	2
---------	--------------------------------------------------------------------------------------------------------------------------------------------------------	------------------	----	---



BEG-402A	STAR Ergo Chair with Arms. Upholstered Seat & Back. Height & Width Adjustable Arms. High Density Foam Seat. 2 Paddle Controls Lumbar Support. Tilt Tension and Lock. Adjustable Height.	26.5 x 26 x 44.5	43	2
----------	-----------------------------------------------------------------------------------------------------------------------------------------------------------------------------------------	------------------	----	---



BEG-403	SKY Armless Ergo Chair. Upholstered Seat. Adjustable Height. Back Tilt. Tilt Tension and Tilt Lock.	23.5 x 21.5 x 40	23	1
---------	-----------------------------------------------------------------------------------------------------	------------------	----	---



BEG-403A	SKY Ergo Chair with Fixed Arms. Upholstered Seat. Adjustable Height. Back Tilt. Tilt Tension and Tilt Lock.	23.5 x 21.5 x 40	24	1
----------	-------------------------------------------------------------------------------------------------------------	------------------	----	---

	<b>Part Number</b>	<b>Description</b>	<b>W x D x H</b>	<b>WT</b>	<b>Yards</b>
	BEG-405	Caboodle Armless Nesting Chair. Black Upholstered Seat, Black Frame & Mesh Back Standard.	20 x 22.5 x 34	30	2
	BEG-405A	Caboodle Nesting Chair with Arms. Black Upholstered Seat, Black Frame & Mesh Back Standard.	25 x 22.5 x 34	35	2
	BEG-HB401	DUSK Highback Armless Chair. Upholstered Seat. Poly Mesh Back. Adjustable Height. Tilt Tension and Tilt Lock.	25 x 22 x 43.5	33	1
	BEG-HB401A	DUSK Highback Chair with Arms. Upholstered Seat. Poly Mesh Back. Height & Width Adjustable Arms. Adjustable Height. Tilt Tension and Tilt Lock.	25 x 22 x 43.5	41	1
	BEG-LB401	DAWN Midback Armless Chair. Upholstered Seat. Poly Mesh Back. Height Adjustment. Tilt Tension and Tilt Lock.	25 x 20.5 x 39	32	1
	BEG-LB401A	DAWN Midback Chair with Arms. Upholstered Seat. Poly Mesh Back. Adjustable Height. Tilt Tension and Tilt Lock. Height & Width Adjustable Arms.	25 x 20.5 x 39	40	1
	HF-CASTER	Option to add hard floor casters with rubber coated wheels. (set of 5) - All other task chairs.			
	HF-CASTER-CAB	Option to add hard floor casters with rubber coated wheels - Caboodle Nesting Chairs ONLY.			

## All-Purpose Tables

### Square Pedestal Base Tables

Solid oak pedestal base and adjustable floor levelers.



Part Number	Description	W x D x H	WT
2827	Square Pedestal Base Table, 30".	30 x 30 x 30	70
2828	Square Pedestal Base Table, 36".	36 x 36 x 30	85
2829	Square Pedestal Base Table, 42".	42 x 42 x 30	100
2833	Square Pedestal Base Table, 48".	48 x 48 x 30	120

### Round Pedestal Base Tables

Solid oak pedestal base and adjustable floor levelers.



Part Number	Description	W x D x H	WT
3030	Round Pedestal Base Table, 30".	30 Dia. x 30	60
3036	Round Pedestal Base Table, 36".	36 Dia. x 30	75
3042	Round Pedestal Base Table, 42".	42 Dia. x 30	95
3048	Round Pedestal Base Table, 48".	48 Dia. x 30	125

### Square Tables

Solid oak square legs, aprons and adjustable floor levelers. Round legs available for an additional fee. (Remove "S" from part number.)



Part Number	Description	W x D x H	WT
5060-30S	Square Table, 30".	30 x 30 x 30	50
5061-30S	Square Table, 36".	36 x 36 x 30	75
5062-30S	Square Table, 42".	42 x 42 x 30	90
5063-30S	Square Table, 48".	48 x 48 x 30	115

### Rectangular Tables

Solid oak square legs, aprons and adjustable floor levelers. Round legs available for an additional fee. (Remove "S" from part number.)



Part Number	Description	W x D x H	WT
5070-30S	Rectangular Table, 42".	42 x 36 x 30	85
5071-30S	Rectangular Table, 48".	48 x 36 x 30	95
5072-30S	Rectangular Table, 60".	60 x 36 x 30	110
5073-30S	Rectangular Table, 72".	72 x 36 x 30	130

### Round Tables



Solid oak square legs, aprons and adjustable floor levelers. Round legs available for an additional fee. (Remove "S" from part number.)



Part Number	Description	W x D x H	WT
5080-30S	Round Table, 30".	30 Dia. x 30	50
5081-30S	Round Table, 36".	36 Dia. x 30	65
5082-30S	Round Table, 42".	42 Dia. x 30	85
5083-30S	Round Table, 48".	48 Dia. x 30	110


### Nittany Drop Leaf Tables

Solid oak square legs or pedestal base with rectangular or round top and drop leaves on 1 or 2 sides.

	<b>Part Number</b>	<b>Description</b>	<b>W x D x H</b>	<b>WT</b>
	N-DL2730-1	Nittany Single Drop Leaf Table with Solid Oak Square Legs, Rectangular Top and Drop Leaf. HPL Top, Bullnose Edge. 27x30x30 (with 9" leaf up) 36x30x30	27 x 30 x 30	55
	N-DL2730-2	Nittany Double Drop Leaf Table with Solid Oak Square Legs, Rectangular Top and Drop Leaves. HPL Top, Bullnose Edge. 27x30x30 (with (2) 9" leaves up) 45x30x30	27 x 30 x 30	65
	N-36RD-2	Nittany Double Drop Leaf Table with Wood Pedestal Base. Round Top and Drop Leaves. HPL Top, Bullnose Edge. 18x36x30 (with (2) 9" leaves up) 36"Dia x 30	36 Dia. x 30	60
	N-48RD-2	Nittany Double Drop Leaf Table with Solid Oak Square Legs, Round Top and Drop Leaves. HPL Top, Bullnose Edge. 27x48x30 (with (2) 10-1/2" leaves up) 48"Dia x 30	48 Dia. x 30	50
	N-36SQ-2	Nittany Double Drop Leaf Table with Wood Pedestal Base. Square Top and Drop Leaves. HPL Top, Bullnose Edge. 18x36x30 (with (2) 9" leaves up) 36" x 36" x 30.	18 x 36 x 30	65


### Square Leg Conference Tables

Solid oak square legs, aprons and adjustable floor levelers. Legs recessed from ends to provide comfortable seating.

	<b>Part Number</b>	<b>Description</b>	<b>W x D x H</b>	<b>WT</b>
	3005S	Square Leg Conference Table, 60".	60 x 36 x 30	95
	3006S	Square Leg Conference Table, 72".	72 x 36 x 30	110
	3007S	Square Leg Conference Table, 84".	84 x 36 x 30	130


### Trestle Base Conference Tables

Solid oak trestle base, aprons and adjustable floor levelers. Trestle recessed from ends to provide comfortable seating.

	<b>Part Number</b>	<b>Description</b>	<b>W x D x H</b>	<b>WT</b>
	4020	Trestle Base Conference Table, 60".	60 x 36 x 30	110
	4021	Trestle Base Conference Table, 72".	72 x 36 x 30	130
	4022	Trestle Base Conference Table, 84".	84 x 36 x 30	150

### Round Leg Conference Tables

Solid oak round legs, aprons and adjustable floor levelers.

	<b>Part Number</b>	<b>Description</b>	<b>W x D x H</b>	<b>WT</b>
	5090-30	Round Leg Conference Table, 60".	60 x 36 x 30	95
	5091-30	Round Leg Conference Table, 72".	72 x 36 x 30	110
	5092-30	Round Leg Conference Table, 84".	84 x 36 x 30	130

## Sedona Lounge, Dining and Study Tables

High Pressure Laminate Tops. Maple/Birch Veneer Core Plywood Construction. Exposed Bullnose Edges. Your Choice of Table Shape/Size/Base.

### Sedona Round Tables

#### 30"High Black Round Metal Base



Part Number	Description	W x D x H	WT
SE-RD20-MR	Sedona Round Table. 20" Dia.	20 Dia. x 30	35
SE-RD24-MR	Sedona Round Table. 24" Dia.	24 Dia. x 30	40
SE-RD30-MR	Sedona Round Table. 30" Dia.	30 Dia. x 30	45
SE-RD36-MR	Sedona Round Table. 36" Dia.	36 Dia. x 30	50
SE-RD42-MR	Sedona Round Table. 42" Dia.	42 Dia. x 30	55
SE-RD48-MR	Sedona Round Table. 48" Dia.	48 Dia. x 30	60
SE-RD60-MR	Sedona Round Table. 60" Dia.	60 Dia. x 30	65

#### 42"High Black Round Metal Base



Part Number	Description	W x D x H	WT
SE-RD20-MRC	Sedona Round Table. 20" Dia.	20 Dia. x 42	40
SE-RD24-MRC	Sedona Round Table. 24" Dia.	24 Dia. x 42	45
SE-RD30-MRC	Sedona Round Table. 30" Dia.	30 Dia. x 42	50
SE-RD36-MRC	Sedona Round Table. 36" Dia.	36 Dia. x 42	55
SE-RD42-MRC	Sedona Round Table. 42" Dia.	42 Dia. x 42	60
SE-RD48-MRC	Sedona Round Table. 48" Dia.	48 Dia. x 42	65
SE-RD60-MRC	Sedona Round Table. 60" Dia.	60 Dia. x 42	70

#### 42"High Black Round Metal Base & Foot Ring



Part Number	Description	W x D x H	WT
SE-RD20-RFR	Sedona Round Table. 20" Dia.	20 Dia. x 42	40
SE-RD24-RFR	Sedona Round Table. 24" Dia.	24 Dia. x 42	45
SE-RD30-RFR	Sedona Round Table. 30" Dia.	30 Dia. x 42	50
SE-RD36-RFR	Sedona Round Table. 36" Dia.	36 Dia. x 42	55

**30"High Black Metal Spider Base**



<b>Part Number</b>	<b>Description</b>	<b>W x D x H</b>	<b>WT</b>
SE-RD20-MS	Sedona Round Table. 20" Dia.	20 Dia. x 30	30
SE-RD24-MS	Sedona Round Table. 24" Dia.	24 Dia. x 30	35
SE-RD30-MS	Sedona Round Table. 30" Dia.	30 Dia. x 30	40
SE-RD36-MS	Sedona Round Table. 36" Dia.	36 Dia. x 30	45
SE-RD42-MS	Sedona Round Table. 42" Dia.	42 Dia. x 30	50
SE-RD48-MS	Sedona Round Table. 48" Dia.	48 Dia. x 30	55
SE-RD60-MS	Sedona Round Table. 60" Dia.	60 Dia. x 30	60

**30"High Maple Pedestal Wood Base**



<b>Part Number</b>	<b>Description</b>	<b>W x D x H</b>	<b>WT</b>
SE-RD20-WP	Sedona Round Table. 20" Dia.	20 Dia. x 30	50
SE-RD24-WP	Sedona Round Table. 24" Dia.	24 Dia. x 30	55
SE-RD30-WP	Sedona Round Table. 30" Dia.	30 Dia. x 30	60
SE-RD36-WP	Sedona Round Table. 36" Dia.	36 Dia. x 30	65
SE-RD42-WP	Sedona Round Table. 42" Dia.	42 Dia. x 30	70
SE-RD48-WP	Sedona Round Table. 48" Dia.	48 Dia. x 30	75

**30"High Maple Square Leg & Apron**



<b>Part Number</b>	<b>Description</b>	<b>W x D x H</b>	<b>WT</b>
SE-RD20-WS	Sedona Round Table. 20" Dia.	20 Dia. x 30	35
SE-RD24-WS	Sedona Round Table. 24" Dia.	24 Dia. x 30	40
SE-RD30-WS	Sedona Round Table. 30" Dia.	30 Dia. x 30	45
SE-RD36-WS	Sedona Round Table. 36" Dia.	36 Dia. x 30	50
SE-RD42-WS	Sedona Round Table. 42" Dia.	42 Dia. x 30	55
SE-RD48-WS	Sedona Round Table. 48" Dia.	48 Dia. x 30	60
SE-RD60-WS	Sedona Round Table. 60" Dia.	60 Dia. x 30	75



## Sedona Rectangular Tables

### 30" High Black Round Metal Base



Part Number	Description	W x D x H	WT
SE-RE3036-MR	Sedona Rectangular Table. 30 x 36.	30W x 36D x 30H	55
SE-RE3648-MR	Sedona Rectangular Table. 36 x 48.	36W x 48D x 30H	65
SE-RE3660-MR	Sedona Rectangular Table. 36 x 60.	36W x 60D x 30H	70

### 42" High Black Round Metal Base



Part Number	Description	W x D x H	WT
SE-RE3036-MRC	Sedona Rectangular Table. 30 x 36.	30W x 36D x 42H	60
SE-RE3648-MRC	Sedona Rectangular Table. 36 x 48.	36W x 48D x 42H	70
SE-RE3660-MRC	Sedona Rectangular Table. 36 x 60.	36W x 60D x 42H	75

### 30" High Black Spider Metal Base



Part Number	Description	W x D x H	WT
SE-RE3036-MS	Sedona Rectangular Table. 30 x 36.	30W x 36D x 30H	50

### 30" High Black Metal T Bases (2 per Table)



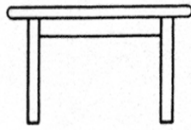
Part Number	Description	W x D x H	WT
SE-RE3648-MT	Sedona Rectangular Table. 36 x 48.	36W x 48D x 30H	60
SE-RE3660-MT	Sedona Rectangular Table. 36 x 60.	36W x 60D x 30H	65
SE-RE3672-MT	Sedona Rectangular Table. 36 x 72.	36W x 72D x 30H	70

### 30" High Maple Pedestal Wood Base



Part Number	Description	W x D x H	WT
SE-RE3036-WP	Sedona Rectangular Table. 30 x 36.	30W x 36D x 30H	65
SE-RE3048-WP	Sedona Rectangular Table. 30 x 48.	30W x 48D x 30H	70
SE-RE3648-WP	Sedona Rectangular Table. 36 x 48.	36W x 48D x 30H	75

**30" High Maple Square Leg & Apron**



Part Number	Description	W x D x H	WT
SE-RE3036-WS	Sedona Rectangular Table. 30 x 36.	30W x 36D x 30H	60
SE-RE3048-WS	Sedona Rectangular Table. 30 x 48.	30W x 48D x 30H	65
SE-RE3648-WS	Sedona Rectangular Table. 36 x 48.	36W x 48D x 30H	70
SE-RE3660-WS	Sedona Rectangular Table. 36 x 60.	36W x 60D x 30H	75
SE-RE3672-WS	Sedona Rectangular Table. 36 x 72.	36W x 72D x 30H	85

**Sedona Square Tables**

**30" High Black Round Base**



Part Number	Description	W x D x H	WT
SE-SQ24-MR	Sedona Square Table. 24" Sq.	24W x 24D x 30H	40
SE-SQ30-MR	Sedona Square Table. 30" Sq.	30W x 30D x 30H	45
SE-SQ36-MR	Sedona Square Table. 36" Sq.	36W x 36D x 30H	50
SE-SQ42-MR	Sedona Square Table. 42" Sq.	42W x 42D x 30H	55
SE-SQ48-MR	Sedona Square Table. 48" Sq.	48W x 48D x 30H	60
SE-SQ60-MR	Sedona Square Table. 60" Sq.	60W x 60D x 30H	75

**42" High Black Round Base**



Part Number	Description	W x D x H	WT
SE-SQ24-MRC	Sedona Square Table. 24" Sq.	24W x 24D x 42H	45
SE-SQ30-MRC	Sedona Square Table. 30" Sq.	30W x 30D x 42H	50
SE-SQ36-MRC	Sedona Square Table. 36" Sq.	36W x 36D x 42H	55
SE-SQ42-MRC	Sedona Square Table. 42" Sq.	42W x 42D x 42H	60
SE-SQ48-MRC	Sedona Square Table. 48" Sq.	48W x 48D x 42H	65
SE-SQ60-MRC	Sedona Square Table. 60" Sq.	60W x 60D x 42H	80

**42" High Black Metal Round Base & Foot Ring**



Part Number	Description	W x D x H	WT
SE-SQ24-RFR	Sedona Square Table. 24" Sq.	24W x 24D x 42H	45
SE-SQ30-RFR	Sedona Square Table. 30" Sq.	30W x 30D x 42H	50
SE-SQ36-RFR	Sedona Square Table. 36" Sq.	36W x 36D x 42H	55

**30" High Black Spider Base**



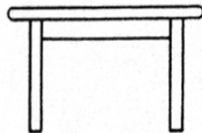
Part Number	Description	W x D x H	WT
SE-SQ24-MS	Sedona Square Table. 24" Sq.	24W x 24D x 30H	35
SE-SQ30-MS	Sedona Square Table. 30" Sq.	30W x 30D x 30H	40
SE-SQ36-MS	Sedona Square Table. 36" Sq.	36W x 36D x 30H	45
SE-SQ42-MS	Sedona Square Table. 42" Sq.	42W x 42D x 30H	50
SE-SQ48-MS	Sedona Square Table. 48" Sq.	48W x 48D x 30H	55

**30" High Maple Pedestal Base**



Part Number	Description	W x D x H	WT
SE-SQ24-WP	Sedona Square Table. 24" Sq.	24W x 24D x 30H	55
SE-SQ30-WP	Sedona Square Table. 30" Sq.	30W x 30D x 30H	60
SE-SQ36-WP	Sedona Square Table. 36" Sq.	36W x 36D x 30H	65
SE-SQ42-WP	Sedona Square Table. 42" Sq.	42W x 42D x 30H	70
SE-SQ48-WP	Sedona Square Table. 48" Sq.	48W x 48D x 30H	75

**30" High Maple Wood Square Leg & Apron**



Part Number	Description	W x D x H	WT
SE-SQ24-WS	Sedona Square Table. 24" Sq.	24W x 24D x 30H	50
SE-SQ30-WS	Sedona Square Table. 30" Sq.	30W x 30D x 30H	55
SE-SQ36-WS	Sedona Square Table. 36" Sq.	36W x 36D x 30H	60
SE-SQ42-WS	Sedona Square Table. 42" Sq.	42W x 42D x 30H	65
SE-SQ48-WS	Sedona Square Table. 48" Sq.	48W x 48D x 30H	70
SE-SQ60-WS	Sedona Square Table. 60" Sq.	60W x 60D x 30H	85

## Occasional Tables



### Geo Upholstered Tables

Upholstered round and square tables with HPL tops and brushed stainless steel adjustable feet.



Part Number	Description	W x D x H	WT	Yards
GE-3636-16	Geo Large Square Upholstered Table.	36 x 36 x 16	62	2.5
GE-1818-20	Geo Small Square Upholstered Table.	18 x 18 x 20	30	2.2
GE-36RD-16	Geo Large Round Upholstered Table.	36 Dia. x 16	52	2.5
GE-18RD-20	Geo Small Round Upholstered Table.	18 Dia. x 20	24	2.2

### Belair Tables

Solid oak square legs and solid oak aprons. Round legs available for an additional fee (Remove "S" from part number.)

Part Number	Description	W x D x H	WT
5040-16S	Belair Round Table.	24 Dia. x 16	30
5041-16S	Belair Round Table.	30 Dia. x 16	40
5042-16S	Belair Round Table.	36 Dia. x 16	50
5043-16S	Belair Round Table.	42 Dia. x 16	60
5044-16S	Belair Square Table.	24 x 24 x 16	35
5045-16S	Belair Square Table.	30 x 30 x 16	45
5046-16S	Belair Square Table.	36 x 36 x 16	55
5047-16S	Belair Square Table.	42 x 42 x 16	65
5048-16S	Belair Rectangular Table.	18 x 24 x 16	35
5049-16S	Belair Rectangular Table.	24 x 30 x 16	45
5050-16S	Belair Rectangular Table.	24 x 36 x 16	55
5051-16S	Belair Coffee Table.	48 x 18 x 16	50
5051-26S	Belair Sofa Table.	48 x 18 x 26	55

### Delaware Tables



Solid oak straight leg tables with rounded corners.



Part Number	Description	W x D x H	WT
2904	Delaware Rectangular End Table.	18 x 30 x 20	35
2905	Delaware Square End Table.	24 x 24 x 20	40
2906	Delaware Coffee Table.	18 x 48 x 16	50




### Hudson Tables

Trapezoid shaped, open end Birch tables w/HPL Top & bullnosed edges.

	<b>Part Number</b>	<b>Description</b>	<b>W x D x H</b>	<b>WT</b>
	HU-1824-20	Hudson Rectangular End Table.	18 x 24 x 20	30
	HU-1848-16	Hudson Coffee Table.	18 x 48 x 16	50
	HU-1848-26	Hudson Sofa Table.	18 x 48 x 26	60
	HU-36RD-20	Hudson Round End Table.	36 Dia. x 20	50



### Link Cubes

Cubes with maple/birch construction and brushed stainless steel adjustable feet.

	<b>Part Number</b>	<b>Description</b>	<b>W x D x H</b>	<b>WT</b>
	LI-1428-25W	Link Tall Wooden 1/2 Cube.	14 x 28 x 25	35
	LI-2828-17W	Link Short Wooden Cube.	28 x 28 x 17	40
	LI-3407-25W	Link Tall Wooden Wedge.	Back: 22W Front: 7.5W 27.5 x 25	50



### Metro Tables

Solid oak legs and aprons; high pressure laminate top with self edge. Specify laminate and wood finish.

	<b>Part Number</b>	<b>Description</b>	<b>W x D x H</b>	<b>WT</b>
	2805	Metro Rectangular End Table.	18 x 24 x 20	35
	2806	Metro Coffee Table.	18 x 48 x 16	50
	2807	Metro Square End Table.	24 x 24 x 20	50
	2811	Metro Round Coffee Table.	36 Dia. x 16	60
	2812	Metro Corner Table.	36 x 24 x 20	50




### Mission Tables

Solid oak slatted end panels with oak reverse tapered edges.

	<b>Part Number</b>	<b>Description</b>	<b>W x D x H</b>	<b>WT</b>
	M-1826	Mission Sofa Table.	48 x 18 x 26	45
	M-1848	Mission Coffee Table.	48 x 18 x 16	40
	M-2228	Mission Rectangular End Table.	22 x 28 x 20	30
	M-2424	Mission Square End Table.	24 x 24 x 20	30

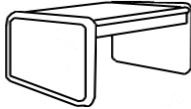
### Monaco Cubes

Cube tables with maple/birch construction and oak feet.

	<b>Part Number</b>	<b>Description</b>	<b>W x D x H</b>	<b>WT</b>
	MO-2020-16W	Monaco Wooden Cube, 20x20x16.	20 x 20 x 16	25
	MO-2020-20W	Monaco Wooden Cube, 20x20x20.	20 x 20 x 20	30
	MO-3030-16W	Monaco Wooden Cube, 30x30x16.	30 x 30 x 16	45
	MO-4818-16W	Monaco Wooden Coffee Table.	48 x 18 x 16	45



### Panel Leg Tables

High pressure laminate end panels, solid oak interlocked bullnosed edges.

	<b>Part Number</b>	<b>Description</b>	<b>W x D x H</b>	<b>WT</b>
	2205	Panel Leg Rectangular Table.	20 x 28 x 20	55
	2206	Panel Leg Square Table.	24 x 24 x 20	55
	2207	Panel Leg Coffee Table.	18 x 48 x 16	75



### Sedona Tables

Open end tables with bottom shelf, HPL Top & Bullnose Edge.

	<b>Part Number</b>	<b>Description</b>	<b>W x D x H</b>	<b>WT</b>
	SE-2955	Sedona Rectangle End Table.	18 x 24 x 20	35
	SE-2956	Sedona Square End Table.	24 x 24 x 20	40
	SE-2957	Sedona Coffee Table.	18 x 48 x 16	55
	SE-3020	Sedona Round End Table, 30" D.	30 Dia. x 20	50
	SE-3620	Sedona Round End Table, 36" D.	36 Dia. x 20	55


### Shaker Tables

HPL top, oak reverse tapered edges and tapered legs.

	<b>Part Number</b>	<b>Description</b>	<b>W x D x H</b>	<b>WT</b>
	S2-1826	Shaker Sofa Table.	18 x 48 x 26	40
	S2-1848	Shaker Coffee Table.	18 x 48 x 16	35
	S2-2228	Shaker Rectangular End Table.	22 x 28 x 23	25
	S2-2424	Shaker Square End Table.	24 x 24 x 20	25



### Ship Plank Tables

Oak ship plank end panels with rounded corners and bullnose edges.

	<b>Part Number</b>	<b>Description</b>	<b>W x D x H</b>	<b>WT</b>
	5122	Ship Plank Rectangular End Table.	20 x 28 x 20	55
	5124	Ship Plank Square End Table.	24 x 24 x 20	65
	5133	Ship Plank Coffee Table.	18 x 48 x 16	80

### Susquehanna Tables

Open sled base table with solid oak legs and aprons.

	<b>Part Number</b>	<b>Description</b>	<b>W x D x H</b>	<b>WT</b>
	2955	Susquehanna Rectangular End Table.	18 x 24 x 20	35
	2956	Susquehanna Square End Table.	24 x 24 x 20	30
	2957	Susquehanna Coffee Table.	18 x 48 x 16	50
	2958	Susquehanna Coffee Table.	36 x 30 x 16	40

**Note: All coffee and end tables are also available in 20" height for an additional fee. Use (20) in lieu of (16) in the part number. Occasional tables have the option to increase the length and/or width up to 4-6" with an additional fee.**

## Media Centers

### Aero Collection



Part Number	Description	W x D x H	WT
AE-TV-3616	Aero 4 Compartment Media Center with Openings for Wire Management, 36"W.	36 x 16 x 21	50
AE-TV-4216	Aero 4 Compartment Media Center with Openings for Wire Management, 42"W.	42 x 16 x 21	60



AE-MC2D1C-3020	Aero 2 Drawer Chest with Top Storage Shelf, 30"W.	30 x 20 x 30	100
AE-MC2D1C-3620	Aero 2 Drawer Chest with Top Storage Shelf, 36"W.	36 x 20 x 30	115
AE-MC3D1C-3020	Aero 3 Drawer Chest with Top Storage Shelf, 30"W.	30 x 20 x 38	110
AE-MC3D1C-3620	Aero 3 Drawer Chest with Top Storage Shelf, 36"W.	36 x 20 x 38	125

### Apollo Collection



Part Number	Description	W x D x H	WT
AP-TV-3616	Apollo 4 Compartment Media Center with Openings for Wire Management, 36"W.	36 x 16 x 21	50
AP-TV-4216	Apollo 4 Compartment Media Center with Openings for Wire Management, 42"W.	42 x 16 x 21	60



AP-MC3D1C-3020	Apollo 3 Equal Drawer Chest with Top Storage Shelf, 30"W.	30 x 20 x 38	110
AP-MC3D1C-3620	Apollo 3 Equal Drawer Chest with Top Storage Shelf, 36"W.	36 x 20 x 38	125
AP-MC2D1C-3020	Apollo 2 Equal Drawer Chest with Top Storage Shelf, 30"W.	30 x 20 x 30	110
AP-MC2D1C-3620	Apollo 2 Equal Drawer Chest with Top Storage Shelf, 36"W.	36 x 20 x 30	115

**Beachcomber**



Part Number	Description	W x D x H	WT
BC-4D2C4824MC	Beachcomber Media Cabinet with 4 Drawers, 2 Open Compartments, 48" W. (Shown with optional decorative backsplash)	48 x 24 x 30	155
BC-4D2C6024MC	Beachcomber Media Cabinet with 4 Drawers, 2 Open Compartments, 60" W. (Shown with optional decorative backsplash)	60 x 24 x 30	175
BC-4D3624MC	Beachcomber 4 Drawer Media Cabinet, 36" W.	36 x 24 x 30	130
BC-4D4824MC	Beachcomber 4 Drawer Media Cabinet, 48" W.	48 x 24 x 30	145
BC-4D6024MC	Beachcomber 4 Drawer Media Cabinet, 60" W.	60 x 24 x 30	170



BC-MC2D1C-3020	Beachcomber Media Chest with 2 Drawers and Top Open Compartment 30" W.	30 x 20 x 30	110
BC-MC2D1C-3620	Beachcomber Media Chest with 2 Drawers and Top Open Compartment 36" W.	36 x 20 x 30	120



BC-MC3D1C-3020	Beachcomber Media Chest with 3 Drawers and Top Open Compartment 30" W.	30 x 20 x 38	125
BC-MC3D1C-3620	Beachcomber Media Chest with 3 Drawers and Top Open Compartment 36" W.	36 x 20 x 38	135
BC-MC4D1C-3020	Beachcomber Media Chest with 4 Drawers and Top Open Compartment 30" W.	30 x 20 x 47	140
BC-MC4D1C-3620	Beachcomber Media Chest with 4 Drawers and Top Open Compartment 36" W.	36 x 20 x 47	150



BC-TV-3624-2D	Beachcomber Media Stand with 2 Doors (shelf behind door) and Top Shelf.	36 x 24 x 32	95
---------------	-------------------------------------------------------------------------	--------------	----



BC-TV-3624-3-60	Beachcomber Media Chest with 3 Drawers and 2 Adjustable Shelves 60" H.	36 x 24 x 60	175
BC-TV-3624-3-78	Beachcomber Media Chest with 3 Drawers and 2 Adjustable Shelves 78" H.	36 x 24 x 78	190





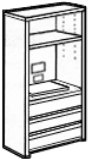


BC-TV-4824	Beachcomber Media Chest with 2 Doors, 1 Fixed Shelf and 1 Adjustable Shelf.	48 x 24 x 30	110
------------	-----------------------------------------------------------------------------	--------------	-----

BC-TV-4220	Beachcomber Media Stand with 2 Fixed Shelves, 42" W.	42 x 20 x 24	50
------------	------------------------------------------------------	--------------	----







BC-TV-6020	Beachcomber Media Stand with 2 Fixed Shelves, 60" W.	60 x 20 x 24	70
------------	------------------------------------------------------	--------------	----



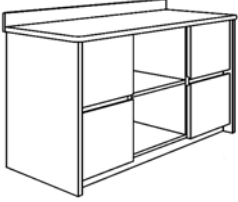
**Homestead**

	<b>Part Number</b>	<b>Description</b>	<b>W x D x H</b>	<b>WT</b>
	HO-4D2C4824MC	Homestead Media Storage Cabinet with 4 Drawers, 2 Open Compartments, 48" W. (Shown with optional decorative backsplash)	48 x 24 x 30	155
	HO-4D2C6024MC	Homestead Media Storage Cabinet with 4 Drawers, 2 Open Compartments, 60" W. (Shown with optional decorative backsplash)	60 x 24 x 30	175
	HO-4D3624MC	Homestead Media Cabinet with 4 Drawers, 36" W. (Shown with optional decorative backsplash)	36 x 24 x 30	130
	HO-4D4824MC	Homestead Media Cabinet with 4 Drawers, 48" W. (Shown with optional decorative backsplash)	48 x 24 x 30	145
	HO-4D6024MC	Homestead Media Cabinet with 4 Drawers, 60" W. (Shown with optional decorative backsplash)	60 x 24 x 30	170
	HO-MC2D1C-3020	Homestead Media Chest with 2 Drawers and Top Open Compartment, 30" W.	30 x 20 x 30	110
	HO-MC2D1C-3620	Homestead Media Chest with 2 Drawers and Top Open Compartment' 36" W.	36 x 20 x 30	120
	HO-MC3D1C-3020	Homestead Media Chest with 3 Drawers and Top Open Compartment, 30" W.	30 x 20 x 38	125
	HO-MC3D1C-3620	Homestead Media Chest with 3 Drawers and Top Open Compartment, 36" W.	36 x 20 x 38	135
	HO-MC4D1C-3020	Homestead Media Chest with 4 Drawers and Top Open Compartment, 30" W.	30 x 20 x 47	140
	HO-MC4D1C-3620	Homestead Media Chest with 4 Drawers and Top Open Compartment' 36" W.	36 x 20 x 47	150
		HO-TV-3624-2D	Homestead Media Stand with 2 Doors (shelf behind door) and Top Shelf.	36 x 24 x 32
		HO-TV-3624-3-60	Homestead Media Chest with 3 Drawers and 2 Adjustable Shelves, 60" H.	36 x 24 x 60
	HO-TV-3624-3-78	Homestead Media Chest with 3 Drawers and 2 Adjustable Shelves, 78" H.	36 x 24 x 78	190
	HO-TV-4824	Homestead Media Chest with 2 Doors, 1 Fixed Shelf and 1 Adjustable Shelf, 48" W. (Shown with optional decorative backsplash)	48 x 24 x 30	110
	HO-TV-4220	Homestead Media Stand with 2 Fixed Shelves, 42" W.	42 x 20 x 24	50
	HO-TV-6020	Homestead Media Stand with 2 Fixed Shelves, 60" W.	60 x 20 x 24	70

**Madison Collection**

	<b>Part Number</b>	<b>Description</b>	<b>W x D x H</b>	<b>WT</b>	
	MA-4D2C4824MC	Madison Media Storage Cabinet with 4 Drawers, 2 Open Compartments, 48" W. (Shown with optional decorative backsplash)	48 x 24 x 30	170	
	MA-4D2C6024MC	Madison Media Storage Cabinet with 4 Drawers, 2 Open Compartments, 60" W. (Shown with optional decorative backsplash)	60 x 24 x 30	190	
	MA-4D3624MC	Madison Media Cabinet with 4 Drawers, 36" W. (Shown with optional decorative backsplash)	36 x 24 x 30	140	
	MA-4D4824MC	Madison Media Cabinet with 4 Drawers, 48" W. (Shown with optional decorative backsplash)	48 x 24 x 30	155	
	MA-4D6024MC	Madison Media Cabinet with 4 Drawers, 60" W. (Shown with optional decorative backsplash)	60 x 24 x 30	185	
	MA-MC2D1C-3020	Madison Media Chest with 2 Drawers and Top Open Compartment, 30" W.	30 x 20 x 30	115	
	MA-MC2D1C-3620	Madison Media Chest with 2 Drawers and Top Open Compartment, 36" W.	36 x 20 x 30	120	
	MA-MC3D1C-3020	Madison Media Chest with 3 Drawers and Top Open Compartment, 30" W.	30 x 20 x 38	130	
	MA-MC3D1C-3620	Madison Media Chest with 3 Drawers and Top Open Compartment, 36" W.	36 x 20 x 38	135	
	MA-MC4D1C-3020	Madison Media Chest with 4 Drawers and Top Open Compartment, 30" W.	30 x 20 x 47	145	
	MA-MC4D1C-3620	Madison Media Chest with 4 Drawers and Top Open Compartment, 36" W.	36 x 20 x 47	150	
		MA-TV-3624-2D	Madison Media Stand with 2 Doors (shelf behind door) and Top Shelf. (Shown with optional decorative backsplash)	36 x 24 x 32	105
			MA-TV-3624-3-60	Madison Media Chest with 3 Drawers and 2 Adjustable Shelves, 60" H.	36 x 24 x 60
MA-TV-3624-3-78	Madison Media Chest with 3 Drawers and 2 Adjustable Shelves, 78" H.		36 x 24 x 78	205	
	MA-TV-4824	Madison Media Chest with 2 Doors, 1 Fixed Shelf and 1 Adjustable Shelf.	48 x 24 x 30	120	
	MA-TV-4220	Madison Media Stand with 2 Fixed Shelves, 42" W. (Shown with optional decorative backsplash)	42 x 20 x 24	55	
	MA-TV-6020	Madison Media Stand with 2 Fixed Shelves, 60" W. (Shown with optional decorative backsplash)	60 x 20 x 24	75	

**Nittany Collection**

	<b>Part Number</b>	<b>Description</b>	<b>W x D x H</b>	<b>WT</b>
	N-4D2C4824MC	Nittany Media Storage Cabinet with 4 Drawers, 2 Open Compartments, 48" W. (Shown with optional decorative backsplash)	48 x 24 x 30	155
	N-4D2C6024MC	Nittany Media Storage Cabinet with 4 Drawers, 2 Open Compartments, 60" W. (Shown with optional decorative backsplash)	60 x 24 x 30	175
	N-4D3624MC	Nittany Media Cabinet with 4 Drawers, 36" W. (Shown with optional decorative backsplash)	36 x 24 x 30	130
	N-4D4824MC	Nittany Media Cabinet with 4 Drawers, 48" W. (Shown with optional decorative backsplash)	48 x 24 x 30	145
	N-4D6024MC	Nittany Media Cabinet with 4 Drawers, 60" W. (Shown with optional decorative backsplash)	60 x 24 x 30	170
	N-MC2D1C-3020	Nittany Media Chest with 2 Drawers and Top Open Compartment, 30" W.	30 x 20 x 30	110
	N-MC2D1C-302036	Nittany Media Chest with 2 Drawers and Top Open Compartment, 30" W.	30 x 20 x 36	120
	N-MC2D1C-3620	Nittany Media Chest with 2 Drawers and Top Open Compartment, 36" W.	36 x 20 x 30	120
	N-MC3D1C-3020	Nittany Media Chest with 3 Drawers and Top Open Compartment, 30" W.	30 x 20 x 38	125
	N-MC3D1C-3620	Nittany Media Chest with 3 Drawers and Top Open Compartment, 36" W.	36 x 20 x 38	135
	N-MC4D1C-3020	Nittany Media Chest with 4 Drawers and Top Open Compartment, 30" W.	30 x 20 x 47	140
	N-MC4D1C-3620	Nittany Media Chest with 4 Drawers and Top Open Compartment, 36" W.	36 x 20 x 47	150
	N-TV-3624-2D	Nittany Media Stand with 2 Doors (shelf behind door) and Top Shelf.	36 x 24 x 32	95
	N-TV-3624-3-60	Nittany Media Chest with 3 Drawers and 2 Adjustable Shelves, 60" H.	36 x 24 x 60	175
	N-TV-3624-3-78	Nittany Media Chest with 3 Drawers and 2 Adjustable Shelves, 78" H.	36 x 24 x 78	190
	N-TV-4824	Nittany Media Chest with 2 Doors, 1 Fixed Bottom Shelf and 1 Adjustable Top Shelf. (Shown with extra shelf)	48 x 24 x 30	110
	N-TV-5524	Nittany Media Chest with 2 Doors, 1 Fixed Bottom Shelf and 1 Adjustable Top Shelf. (Shown with extra shelf)	55 x 24 x 25	125
	N-TV-4220	Nittany Media Stand with 2 Fixed Shelves, 42" W.	42 x 20 x 24	50
	N-TV-6020	Nittany Media Stand with 2 Fixed Shelves, 60" W.	60 x 20 x 24	70

**Sedona Collection**



Part Number	Description	W x D x H	WT
SE-4D2C4824MC	Sedona Media Storage Cabinet with 4 Drawers, 2 Open Compartments.	48 x 24 x 30	165
SE-4D2C6024MC	Sedona Media Storage Cabinet with 4 Drawers, 2 Open Compartments.	60 x 24 x 30	185



SE-4D3624MC	Sedona Media Cabinet with 4 Drawers, 36" W.	36 x 24 x 30	140
SE-4D4824MC	Sedona Media Cabinet with 4 Drawers, 48" W.	48 x 24 x 30	155
SE-4D6024MC	Sedona Media Cabinet with 4 Drawers, 60" W.	60 x 24 x 30	180

SE-MC2D1C-3020	Sedona Media Chest with 2 Drawers and Top Open Compartment, 30" W.	30 x 20 x 30	120
SE-MC2D1C-3620	Sedona Media Chest with 2 Drawers and Top Open Compartment, 36" W.	36 x 20 x 30	120
SE-MC3D1C-3020	Sedona Media Chest with 3 Drawers and Top Open Compartment, 30" W.	30 x 20 x 38	135
SE-MC3D1C-3620	Sedona Media Chest with 3 Drawers and Top Open Compartment, 36" W.	36 x 20 x 38	135
SE-MC4D1C-3020	Sedona Media Chest with 4 Drawers and Top Open Compartment, 30" W.	30 x 30 x 47	150
SE-MC4D1C-3620	Sedona Media Chest with 4 Drawers and Top Open Compartment, 36" W.	36 x 20 x 47	150



SE-TV-3624-2D	Sedona Media Stand with 2 Doors (shelf behind) and Top Shelf.	36 x 24 x 32	100
---------------	---------------------------------------------------------------	--------------	-----



SE-TV-3624-3-60	Sedona Media Chest with 3 Drawers and 2 Adjustable Shelves, 60" H.	36 x 24 x 60	195
SE-TV-3624-3-78	Sedona Media Chest with 3 Drawers and 2 Adjustable Shelves, 78" H.	36 x 24 x 78	210

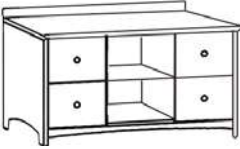




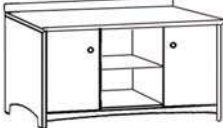



SE-TV-4820	Sedona Media Chest with 2 Doors, Center Opening and 2 Adjustable Shelves.	48 x 20 x 29	115
SE-TV-4824	Sedona Media Chest with 2 Doors, 1 Fixed Shelf and 1 Adjustable Shelf.	48 x 24 x 30	120



SE-TV-4220	Sedona Media Stand with 2 Fixed Shelves, 42" W.	42 x 23 x 24	55
SE-TV-6020	Sedona Media Stand with 2 Fixed Shelves, 60" W.	60 x 23 x 24	75

**Shaker Collection**

	<b>Part Number</b>	<b>Description</b>	<b>W x D x H</b>	<b>WT</b>
	S2-4D2C4824MC	Shaker Media Storage Cabinet with 4 Drawers, 2 Open Compartments, 48" W. (Shown with optional decorative backsplash)	48 x 24 x 30	155
	S2-4D2C6024MC	Shaker Media Storage Cabinet with 4 Drawers, 2 Open Compartments, 60" W. (Shown with optional decorative backsplash)	60 x 24 x 30	175
	S2-4D3624MC	Shaker Media Cabinet with 4 Drawers, 36" W. (Shown with optional decorative backsplash)	36 x 24 x 30	130
	S2-4D4824MC	Shaker Media Cabinet with 4 Drawers, 48" W. (Shown with optional decorative backsplash)	48 x 24 x 30	145
	S2-4D6024MC	Shaker Media Cabinet with 4 Drawers, 60" W. (Shown with optional decorative backsplash)	60 x 24 x 30	170
	S2-MC2D1C-3020	Shaker Media Chest with 2 Drawers and Top Open Compartment, 30" W.	30 x 20 x 30	110
	S2-MC2D1C-3620	Shaker Media Chest with 2 Drawers and Top Open Compartment, 36" W.	36 x 20 x 30	120
	S2-MC3D1C-3020	Shaker Media Chest with 3 Drawers and Top Open Compartment, 30" W.	30 x 20 x 38	125
	S2-MC3D1C-3620	Shaker Media Chest with 3 Drawers and Top Open Compartment, 36" W.	36 x 20 x 38	135
	S2-MC4D1C-3020	Shaker Media Chest with 4 Drawers and Top Open Compartment, 30" W.	30 x 20 x 47	140
	S2-MC4D1C-3620	Shaker Media Chest with 4 Drawers and Top Open Compartment, 36" W.	36 x 20 x 47	150
	S2-TV-3624-2D	Shaker Media Stand with 2 Doors (shelf behind) and Top Shelf.	36 x 24 x 32	95
	S2-TV-3624-3-60	Shaker Media Chest with 3 Drawers and 2 Adjustable Shelves, 60" H.	36 x 24 x 60	175
	S2-TV-3624-3-78	Shaker Media Chest with 3 Drawers and 2 Adjustable Shelves, 78" H.	36 x 24 x 78	190
	S2-TV-4824	Shaker Media Chest with 2 Doors, 1 Fixed Shelf and 1 Adjustable Shelf. (Shown with optional decorative backsplash)	48 x 24 x 30	110
	S2-TV-4220	Shaker Media Stand with 2 Fixed Shelves, 42" W.	42 x 20 x 24	50
	S2-TV-6020	Shaker Media Stand with 2 Fixed Shelves, 60" W.	60 x 20 x 24	70

**Woodcrest Collection**



Part Number	Description	W x D x H	WT
WC-4D2C4824MC	Woodcrest Media Storage Cabinet with 4 Drawers, 2 Open Compartments, 48" W. (Shown with optional decorative backsplash)	48 x 24 x 30	155

WC-4D2C6024MC	Woodcrest Media Storage Cabinet with 4 Drawers, 2 Open Compartments, 60" W. (Shown with optional decorative backsplash)	60 x 24 x 30	175
---------------	-------------------------------------------------------------------------------------------------------------------------	--------------	-----



WC-4D3624MC	Woodcrest Media Cabinet with 4 Drawers, 36" W. (Shown with optional decorative backsplash)	36 x 24 x 30	130
-------------	--------------------------------------------------------------------------------------------	--------------	-----

WC-4D4824MC	Woodcrest Media Cabinet with 4 Drawers, 48" W. (Shown with optional decorative backsplash)	48 x 24 x 30	145
-------------	--------------------------------------------------------------------------------------------	--------------	-----

WC-4D6024MC	Woodcrest Media Cabinet with 4 Drawers, 60" W. (Shown with optional decorative backsplash)	60 x 24 x 30	170
-------------	--------------------------------------------------------------------------------------------	--------------	-----

WC-MC2D1C-3020	Woodcrest Media Chest with 2 Drawers and Top Open Compartment.	30 x 20 x 30	110
----------------	----------------------------------------------------------------	--------------	-----

WC-MC2D1C-3620	Woodcrest Media Chest with 2 Drawers and Top Open Compartment.	36 x 20 x 30	120
----------------	----------------------------------------------------------------	--------------	-----

WC-MC3D1C-3020	Woodcrest Media Chest with 3 Drawers and Top Open Compartment.	30 x 20 x 38	125
----------------	----------------------------------------------------------------	--------------	-----

WC-MC3D1C-3620	Woodcrest Media Chest with 3 Drawers and Top Open Compartment.	36 x 20 x 38	135
----------------	----------------------------------------------------------------	--------------	-----

WC-MC4D1C-3020	Woodcrest Media Chest with 4 Drawers and Top Open Compartment.	30 x 20 x 47	140
----------------	----------------------------------------------------------------	--------------	-----

WC-MC4D1C-3620	Woodcrest Media Chest with 4 Drawers and Top Open Compartment.	36 x 20 x 47	150
----------------	----------------------------------------------------------------	--------------	-----



WC-TV-3224-2D	Woodcrest Media Stand with 2 Doors (shelf behind door) and Top Shelf.	32 x 24 x 32	95
---------------	-----------------------------------------------------------------------	--------------	----

WC-TV-3624-2D	Woodcrest Media Stand with 2 Doors (shelf behind door) and Top Shelf.	36 x 24 x 32	95
---------------	-----------------------------------------------------------------------	--------------	----

WC-TV-3624-3-60	Woodcrest Media Chest with 3 Drawers and 2 Adjustable Shelves, 60" H.	36 x 24 x 60	175
-----------------	-----------------------------------------------------------------------	--------------	-----

WC-TV-3624-3-78	Woodcrest Media Chest with 3 Drawers and 2 Adjustable Shelves, 78" H.	36 x 24 x 78	190
-----------------	-----------------------------------------------------------------------	--------------	-----



WC-TV-4824	Woodcrest Media Chest with 2 Doors, 1 Fixed Shelf and 1 Adjustable Shelf. (Shown with optional decorative backsplash)	48 x 24 x 30	110
------------	-----------------------------------------------------------------------------------------------------------------------	--------------	-----

WC-TV-4220	Woodcrest Media Stand with 2 Fixed Shelves, 42" W.	42 x 20 x 24	50
------------	----------------------------------------------------	--------------	----

WC-TV-6020	Woodcrest Media Stand with 2 Fixed Shelves, 60" W.	60 x 20 x 24	70
------------	----------------------------------------------------	--------------	----

# Upholstered Furniture

## Modular Furniture

### Elle Collection

Compact and modular, fully upholstered with solid maple/birch feet. Available with optional metal adjustable feet. See additional upholstery options section for info/pricing.

	Part Number	Description	W x D x H	WT	Yards
	3601-0	Elle Armless Chair	22 x 28 x 32	33	5
	3601	Elle Chair w/Arms	35 x 28 x 32	55	7
	3601-LA	Elle Chair - Left Arm Only	29 x 28 x 32	45	6
	3601-C	Elle Corner Chair	28 x 28 x 32	43	5
	3601-RA	Elle Chair - Right Arm Only	29 x 28 x 32	45	6
	3602-0	Elle Armless Settee	44 x 28 x 32	65	7
	3602	Elle Settee w/Arms	57 x 28 x 32	85	10
	3602-LA	Elle Settee - Left Arm Only	50 x 28 x 32	77	9
	3602-LA-RC	Elle Settee - Left Arm/Right Corner	56 x 28 x 32	98	11
	3602-LC	Elle Settee - Left Corner Only	50 x 28 x 32	75	9
	3602-RA	Elle Settee - Right Arm Only	50 x 28 x 32	77	9
	3602-RA-LC	Elle Settee - Right Arm/Left Corner	56 x 28 x 32	98	11
	3602-RC	Elle Settee - Right Corner Only	50 x 28 x 32	75	9
	3603-0	Elle Armless Sofa	66 x 28 x 32	85	9
	3603	Elle Sofa w/Arms	79 x 28 x 32	110	12
	3603-LA	Elle Sofa - Left Arm Only	72 x 28 x 32	97	11
	3603-LA-RC	Elle Sofa - Left Arm/Right Corner	78 x 28 x 32	118	13
	3603-LC	Elle Sofa - Left Corner Only	72 x 28 x 32	95	11
	3603-RA	Elle Sofa - Right Arm Only	72 x 28 x 32	97	11
	3603-RA-LC	Elle Sofa - Right Arm/Left Corner	78 x 28 x 32	118	13
	3603-RC	Elle Sofa - Right Corner Only	72 x 28 x 32	95	11
	3621	Elle Single Ottoman	22 x 21 x 17	15	2
	3622	Elle Double Ottoman	44 x 21 x 17	28	3
	3623	Elle Triple Ottoman	66 x 21 x 17	43	4



### The X-Elle Collection

Full-sized, modular, fully upholstered with solid maple/birch feet. Available with optional metal adjustable feet. See additional upholstery options section for info/pricing.



Part Number	Description	W x D x H	WT	Yards
3611-0	X-Elle Armless Chair	24 x 30 x 33	40	4

3611	X-Elle Chair w/Arms	37 x 30 x 33	50	5
------	---------------------	--------------	----	---

3611-LA	X-Elle Chair - Left Arm Only	31 x 30 x 33	45	4
---------	------------------------------	--------------	----	---

3611-RA	X-Elle Chair - Right Arm Only	31 x 30 x 33	45	4
---------	-------------------------------	--------------	----	---

3611-C	X-Elle Corner Chair	30 x 30 x 33	50	5
--------	---------------------	--------------	----	---



Part Number	Description	W x D x H	WT	Yards
-------------	-------------	-----------	----	-------

3611X-0	X-Elle XL Armless Chair	36 x 30 x 33	65	5
---------	-------------------------	--------------	----	---

3611X	X-Elle XL Chair w/Arms	49 x 30 x 33	75	6
-------	------------------------	--------------	----	---

3611X-LA	X-Elle XL Chair - Left Arm Only	43 x 30 x 33	70	6
----------	---------------------------------	--------------	----	---

3611X-RA	X-Elle XL Chair - Right Arm Only	43 x 30 x 33	70	6
----------	----------------------------------	--------------	----	---



Part Number	Description	W x D x H	WT	Yards
-------------	-------------	-----------	----	-------

3612-0	X-Elle Armless Settee	48 x 30 x 33	85	6
--------	-----------------------	--------------	----	---

3612	X-Elle Settee w/Arms	61 x 30 x 33	100	7
------	----------------------	--------------	-----	---

3612-LA	X-Elle Settee - Left Arm Only	55 x 30 x 33	90	8
---------	-------------------------------	--------------	----	---

3612-RA	X-Elle Settee - Right Arm Only	55 x 30 x 33	90	8
---------	--------------------------------	--------------	----	---



Part Number	Description	W x D x H	WT	Yards
-------------	-------------	-----------	----	-------

3613-0	X-Elle Armless Sofa	72 x 30 x 33	100	8
--------	---------------------	--------------	-----	---

3613	X-Elle Sofa w/Arms	85 x 30 x 33	120	8
------	--------------------	--------------	-----	---

3613-LA	X-Elle Sofa - Left Arm Only	79 x 30 x 33	110	9
---------	-----------------------------	--------------	-----	---

3613-RA	X-Elle Sofa - Right Arm Only	79 x 30 x 33	110	9
---------	------------------------------	--------------	-----	---





Part Number	Description	W x D x H	WT	Yards
-------------	-------------	-----------	----	-------

3631	X-Elle Single Ottoman	24 x 24 x 17	20	2
------	-----------------------	--------------	----	---






### Embody Collection

Comfortable and versatile, fully upholstered with solid oak/maple feet.

	<b>Part Number</b>	<b>Description</b>	<b>W x D x H</b>	<b>WT</b>	<b>Yards</b>
	3701-0	Embody Armless Chair	22 x 33 x 32	45	3
	3701	Embody Chair w/Arms	34 x 33 x 32	70	5
	3701-L	Embody Chair - Left Arm	28 x 32 x 32	65	4
	3701-R	Embody Chair - Right Arm	28 x 32 x 32	65	4
	3702-0	Embody Armless Settee	44 x 33 x 32	95	6
	3702	Embody Settee w/Arms	56 x 33 x 32	120	7
	3702-L	Embody Settee - Left Arm	50 x 33 x 32	115	7
	3702-R	Embody Settee - Right Arm	50 x 33 x 32	115	7
	3703-0	Embody Armless Sofa	65 x 33 x 32	110	8
	3703	Embody Sofa w/Arms	77 x 33 x 32	135	9
	3703-L	Embody Sofa - Left Arm	71 x 33 x 32	130	8
	3703-R	Embody Sofa - Right Arm	71 x 33 x 32	130	8
	3703U	Embody Upholstered Wedge	Back: 20W Front: 8W 33 x 15	20	2
	3708	Embody Bench	32 x 20 x 16	30	2

### Link Collection

Modern and collaborative, fully upholstered with adjustable brushed stainless steel feet.

	<b>Part Number</b>	<b>Description</b>	<b>W x D x H</b>	<b>WT</b>	<b>Yards</b>
	3401-0	Link Armless Chair	27 x 27 x 30	50	4
	3407U	Link Upholstered Wedge	Back: 29W Front: 7W 27 x 18	30	2
	3408	Link Ottoman	27 x 27 x 18	30	2

**Mackay Collection**

Comfortable and versatile, fully upholstered with solid oak/maple feet.



Part Number	Description	W x D x H	WT	Yards
3901-0	Mackay Armless Chair	22.5 x 33 x 32	45	4



3901	Mackay Chair w/Arms	29 x 33 x 32	70	6
------	---------------------	--------------	----	---

3901-L	Mackay Chair - Left Arm Only	25.5 x 32 x 32	50	5
--------	------------------------------	----------------	----	---

3901-R	Mackay Chair - Right Arm Only	25.5 x 32 x 32	50	5
--------	-------------------------------	----------------	----	---



3901X-0	Mackay XL Armless Chair	32.5 x 33 x 32	55	5
---------	-------------------------	----------------	----	---

3901X	Mackay XL Chair w/Arms	39.5 x 33 x 32	80	7
-------	------------------------	----------------	----	---

3901X-L	Mackay XL Chair - Left Arm Only	36 x 32 x 32	60	6
---------	---------------------------------	--------------	----	---

3901X-R	Mackay XL Chair - Right Arm Only	36 x 32 x 32	60	6
---------	----------------------------------	--------------	----	---



3902-0	Mackay Armless Settee	43 x 33 x 32	95	6
--------	-----------------------	--------------	----	---

3902	Mackay Settee w/Arms	50 x 33 x 32	120	8
------	----------------------	--------------	-----	---

3902-L	Mackay Settee - Left Arm Only	46.5 x 33 x 32	108	7
--------	-------------------------------	----------------	-----	---

3902-R	Mackay Settee - Right Arm Only	46.5 x 33 x 32	108	7
--------	--------------------------------	----------------	-----	---



3903-0	Mackay Armless Sofa	64.5 x 33 x 32	110	9
--------	---------------------	----------------	-----	---

3903	Mackay Sofa w/Arms	71.5 x 33 x 32	135	11
------	--------------------	----------------	-----	----

3903-L	Mackay Sofa - Left Arm Only	68 x 33 x 32	123	10
--------	-----------------------------	--------------	-----	----

3903-R	Mackay Sofa - Right Arm Only	68 x 33 x 32	123	10
--------	------------------------------	--------------	-----	----



3904	Mackay Storage Ottoman	23 x 23 x 18	30	3
------	------------------------	--------------	----	---



3907U	Mackay Upholstered Wedge	Back: 20W Front: 8W 33 x 15	20	2
-------	--------------------------	-----------------------------------	----	---



3908	Mackay Backless Chair/Bench	22 x 33 x 16	30	3
------	-----------------------------	--------------	----	---

3909	Mackay Backless Settee/Bench	44 x 33 x 16	50	3
------	------------------------------	--------------	----	---

**Monaco Collection**




Stylish and contemporary, fully upholstered with solid oak/maple feet.

	<b>Part Number</b>	<b>Description</b>	<b>W x D x H</b>	<b>WT</b>	<b>Yards</b>
	3300	Monaco Armless Chair	22 x 33 x 32	45	3
	3301	Monaco Chair w/Arms	29 x 33 x 32	70	5
	3301-L	Monaco Chair - Left Arm Only	25.5 x 32 x 32	50	2
	3301-R	Monaco Chair - Right Arm Only	25.5 x 32 x 32	50	2
	3302	Monaco Settee w/Arms	51 x 33 x 32	120	7
	3302-0	Monaco Armless Settee	44 x 33 x 32	95	6
	3302-L	Monaco Settee - Left Arm Only	47.5 x 33 x 32	108	6
	3302-R	Monaco Settee - Right Arm Only	47.5 x 33 x 32	108	6
	3303	Monaco Sofa w/Arms	72 x 33 x 32	135	9
	3303-0	Monaco Armless Sofa	65 x 33 x 32	110	8
	3303-L	Monaco Sofa - Left Arm Only	68.5 x 33 x 32	123	8
	3303-R	Monaco Sofa - Right Arm Only	68.5 x 33 x 32	123	8
	3304	Monaco Storage Ottoman	23 x 23 x 18	30	2
	3307U	Monaco Upholstered Wedge	Back: 20W Front: 8W 33 x 15	20	2
	3308	Monaco Bench	32 x 20 x 16	30	2
	MO-2020-16U	Monaco 20x20x16 Upholstered Cube	20 x 20 x 16	30	2
	MO-2020-20U	Monaco 20x20x20 Upholstered Cube	20 x 20 x 20	30	2
	MO-3232-16U	Monaco 32x32x16 Upholstered Cube	32 x 32 x 16	45	3
	MO-4818-16U	Monaco 48X18X16 Upholstered Cube	48 x 18 x 16	45	3

## Fully Upholstered

### Belair Collection

Fully upholstered contemporary design with pyramid feet. Available with optional metal adjustable feet. See additional upholstery options section for info.

	Part Number	Description	W x D x H	WT	Yards
	3201	Belair Chair	33 x 34 x 34	95	7
	3202	Belair Settee	55 x 34 x 34	135	10
	3203	Belair Sofa	78 x 34 x 34	160	14
	3201-OT	Belair Chair w/Ottoman	Chair: 33 x 34 x 34 Ottoman: 19 x 12 x 9	115	14
	OT-SS1912-A	Belair Ottoman	19 x 12 x 9	15	1
	WAC	Set of 2 Wood Arm Caps for Belair. Specify Finish.			
	TAB	Swivel Tablet Arm and Wood Arm Caps.	15 x 10		



### Chelsea Collection

Fully upholstered contemporary design with flared arms and pyramid feet, loose cushions with option to attach.

	Part Number	Description	W x D x H	WT	Yards
	3501	Chelsea Chair	41 x 35 x 33	100	7
	3502	Chelsea Settee	65 x 35 x 33	145	10
	3503	Chelsea Sofa	85 x 35 x 33	170	13

### Chesterfield Collection

Solid oak wood base frame, square feet, fully upholstered, attached cushions.

	Part Number	Description	W x D x H	WT	Yards
	1101	Chesterfield Chair	29 x 32 x 29	75	5
	1101-MB	Chesterfield Chair with Metal Base	29 x 32 x 29	75	5
	1102	Chesterfield Settee	52 x 32 x 29	115	7
	1102-MB	Chesterfield Settee with Metal Base	52 x 32 x 29	115	7
	1103	Chesterfield Sofa	75 x 32 x 29	155	9
	1103-MB	Chesterfield Sofa with Metal Base	75 x 32 x 29	155	9

### Hampton Hall Collection

Tradition style with rolled arms and solid oak pyramid feet.

	Part Number	Description	W x D x H	WT	Yards
	9101	Hampton Hall Chair	38 x 33 x 31	70	7
	9102	Hampton Hall Settee	60 x 33 x 31	95	9
	9103	Hampton Hall Sofa	82 x 33 x 31	120	12

### Lancaster Collection

Fully upholstered with rolled arms, arched back, attached cushions and solid oak accent trim on bottom.



Part Number	Description	W x D x H	WT	Yards
3075	Lancaster Chair	37 x 33 x 32	90	7
3076	Lancaster Settee	61 x 33 x 34.5	120	9
3077	Lancaster Sofa	84 x 33 x 34.5	155	12

### Manhattan Collection

Fully upholstered, solid oak feet standard with attached cushions. Designed specifically for general lounge comfort seating. Arm height: 24.75".



Part Number	Description	W x D x H	WT	Yards
8101	Manhattan Chair	30 x 33 x 30	70	6
8102	Manhattan Settee	52 x 33 x 30	100	9
8103	Manhattan Sofa	75 x 33 x 30	120	12
ALTLEG	Optional Manhattan Metal Feet (Set of 4)			

### Sedona Collection

Fully upholstered, contemporary design with flared arms and softly rounded top.



Part Number	Description	W x D x H	WT	Yards
4201	Sedona Chair	36 x 33 x 36	110	7
4202	Sedona Settee	59 x 33 x 38.5	150	9
4203	Sedona Sofa	81 x 33 x 38.5	175	11
3220	Sedona Ottoman	24 x 18 x 15	25	1

### Twister Chair

Fully upholstered chair with 360° swivel base.



Part Number	Description	W x D x H	WT	Yards
6201	Twister Chair	36 x 30 x 28.5	55	5

## Wooden Arm Chairs

### Canyon River Collection

Solid oak slatted arms with arched trim.



Part Number	Description	W x D x H	WT	Yards
7101	Canyon River Chair	34 x 34 x 33	75	5
7102	Canyon River Settee	58 x 34 x 33	115	8
7103	Canyon River Sofa	82 x 34 x 33	160	12

### Ship Plank Collection

Oak ship plank arm panels and back trim, bullnose edges and rounded corners.



Part Number	Description	W x D x H	WT	Yards
5101	Ship Plank Chair	27 x 31 x 29	120	2
5102	Ship Plank Settee	51 x 31 x 29	155	4
5103	Ship Plank Sofa	75 x 31 x 29	200	6



5101ARC	Ship Plank Chair w/Attached Reversible Cushion	27 x 31 x 29	120	3
---------	------------------------------------------------------	--------------	-----	---

5102ARC	Ship Plank Settee w/Attached Reversible Cushions	51 x 31 x 29	155	5
---------	--------------------------------------------------------	--------------	-----	---



5103ARC	Ship Plank Sofa w/Attached Reversible Cushions	75 x 31 x 29	200	7
---------	------------------------------------------------------	--------------	-----	---

5108	Ship Plank One Person Bench	25 x 20 x 20	45	1.5
------	--------------------------------	--------------	----	-----





5109	Ship Plank Two Person Bench	47 x 20 x 20	60	2.5
------	--------------------------------	--------------	----	-----

5110	Ship Plank Three Person Bench	66 x 20 x 20	80	3.5
------	----------------------------------	--------------	----	-----

## Open Arm Chairs


### Seneca Collection

Solid oak with styled open arms, attached cushions and a choice of straight leg or sled base.

	Part Number	Description	W x D x H	WT	Yards
	2401	Seneca Straight Leg Chair	27 x 29 x 29	55	3
	2402	Seneca Straight Leg Settee	51 x 29 x 29	105	5
	2403	Seneca Straight Leg Sofa	75 x 29 x 29	145	7
	2401S	Seneca Sled Base Chair	27 x 29 x 29	55	3
	2402S	Seneca Sled Base Settee	51 x 29 x 29	105	5
	2403S	Seneca Sled Base Sofa	75 x 29 x 29	145	7



### Soho Collection

Solid oak, contemporary style with curved, steam bent arms and tapered legs. Fully upholstered seat and back.

	Part Number	Description	W x D x H	WT	Yards
	2501	Soho Chair	30 x 34 x 34	60	4
	2502	Soho Settee	53 x 34 x 34	110	6
	2503	Soho Sofa	76 x 34 x 34	150	8

### Susquehanna Collection

Solid oak, open arm, sled base, softly rounded frame and top cushion.

	Part Number	Description	W x D x H	WT	Yards
	2951	Susquehanna Chair	25 x 29 x 31	50	3
	2952	Susquehanna Settee	46 x 29 x 31	75	5
	2953	Susquehanna Sofa	68 x 29 x 31	100	7
	2954	Susquehanna Bariatric Chair	32 x 29 x 31	65	4
	2959	Susquehanna One Person Bench	24 x 18 x 20	40	1.5
	2960	Susquehanna Two Person Bench	46 x 18 x 20	50	2.5
	2961	Susquehanna Three Person Bench	68 x 18 x 20	70	3.5

### Delaware Collection

Solid oak with either straight leg or sled base with attached cushions. Easy seat and back replacement.

	Part Number	Description	W x D x H	WT	Yards
	2901	Delaware Straight Leg Chair	26 x 30 x 31	55	3
	2902	Delaware Straight Leg Settee	48 x 30 x 31	105	5
	2903	Delaware Straight Leg Sofa	72 x 30 x 31	145	7



2901S	Delaware Sled Base Chair	26 x 30 x 31	60	3
2902S	Delaware Sled Base Settee	48 x 30 x 31	105	5
2903S	Delaware Sled Base Sofa	72 x 30 x 31	150	7

## Additional Sleeping/Lounge Solutions

### Sleep Easy

Easily concealed sleeping surface within a comfortable lounge solution.



Part Number	Description	W x D x H	WT	Yards
SL54-3600	Full Size Sleep Easy Mattress Dimensions: 52x72x5	74 x 35 x 34	250	11
SL60-3600-A	Queen Size Sleep Easy Mattress Dimensions: 60x72x5	82 x 35 x 34	325	12

## Additional Upholstery Options

### Cushion Options

Part Number	Description
LC1	Loose Cushion for Chair
LC2	Loose Cushion for Settee
LC3	Loose Cushion for Sofa
CRC1	Cable Reversible Cushion for Chair
CRC2	Cable Reversible Cushion for Settee
CRC3	Cable Reversible Cushion for Sofa
AC1	Attached Seat and Back Cushions for Chair
AC2	Attached Seat and Back Cushions for Settee
AC3	Attached Seat and Back Cushions for Sofa

### Cut Yardage

Part Number	Description
CUT-YD	Cut Fabric Yardage. Price per Yard.

### Dimensions

Option to increase the length, width and/or height of lounge units (chair, settee, or sofa) up to 4-8" for an additional fee.

### Misc Upholstery Items

E-GANG	Gangling Hardware for Elle/Link/Monaco Collection. (Add surcharge to each piece of furniture)
E-TAB	Fixed Tablet Arm Option for Elle/Embody Collection
ALTCASTER	Casters for Lounge Chairs, Set of four
PILLOW	16" x 16" Throw Pillow
MISC	Lounge units (Chair, Settee or Sofa) option to increase the length, width and/or height up to 4-8" for an additional fee.
CA	Option to add one (1) intervening upholstered arm to be between the seat cushions. For upholstered sofa or settee only.
ML	Optional 3" Metal Adjustable Feet (Set of 4). Standard on Link. Available to Elle, X-Elle, & Belair for an additional charge.











### CAL 133 (California Technical Bulletin 133 Fire Code Test Compliant)

Lounge	Fully Upholstered Upholstered with Wood Arms
Desk/Conf/Task Chairs	Both Seat & Back Seat Only or Back Only



## Drawer Pull Options

	Part Number	Description	Length
	HW0315	Inset Metal Pull, Brass w/Black Inside.	4½"
	HW0954	Inset Metal Pull, Satin Chrome.	4½"
	HW1019	Inset Metal Pull, Black.	4½"
	HW0312	Metal Wire Pull, Polished Chrome.	4½"
	HW1483	Metal Wire Pull, Brushed Nickel.	4½"
	HW0314	Metal Tapered Arch Pull, Black.	5½"
	HW1534	Metal Tapered Arch Pull, Nickel.	5½"
	HW0693	Metal Drop Pull, Antique Brass.	4¾"
	HW0996	Metal Arch Pull, Satin Nickel.	6 1/8"
	HW0997	Metal Arch Pull, Black.	6 1/8"
	HW0998	Metal Arch Pull, Oil Rubbed Bronze.	6 1/8"
	HW1020	Metal Bar Pull, Brushed Nickel.	5 1/8"
	HW0948	Metal Bar Pull, Brushed Nickel.	5 5/8"
	HW1729	Geometric Pull, Brushed Nickel	6"
	HW1641	Metal Wisp Pull - Brushed Nickel.	5¾"
	HW1654	Metal Wisp Pull - Black.	5¾"



HW0317

Wood Pull, Stained to Match. Set of 2.

4 3/8"



HW0319

Wood Knob, Stained to Match. Set of 2

1 1/2" Dia

HW0321

Wood Knob, Stained to Match. Set of 2

1 3/8" Dia



HW1785

Satin Nickel Metal Inset Pull

3 7/8"

## Power Source Options



**Part Number**

**Description**

PWR-4

Inset Power Access, 2 AC Outlets, 1 2.1 USB Charging Outlet.



PWR-4-DFP

Decorative Faceplate for PWR-4. Must Specify Finish: Pearl Chrome, Black or Brushed Nickel



PWR-6

Surface Mounted Power Access, 3 AC Outlets, 1 2.1 USB.



PWR-8

Power Strip with 3 AC Outlets, 2 USBs, Rocker Switch & Overload/Surge Protection.



PWR-9

Pop-up Desktop Receptacle w/Surge Protection, 2 AC Outlets & 2 Internally Powered USB Ports.



PWR-10

Inset Power Access, 2 USB Outlets, Decorative Swivel Cover



PWR-11

Inset Power Access, 1 AC Outlet, 1 USB-A, 1 USB-C



PWR-12

Surface Mount 10W Wireless Charger with Thermal Protection. 1.7mm Connectors. Brushed Metal Finish. 9V2Amp Power Supply.



S4

4 Outlet Power Strip w/Switch & Overload/Surge Protection.

## Customize Your Drawers

### Drawer Fronts

The following fronts are interchangeable on products at no additional cost:

- A. Nittany Style - Solid oak full length finger pull.
- B. Nittany Laminate - Laminate with full length integrated finger pull or center pull.

Note: For other styles of drawer fronts, please contact Customer Service.

Part Number	Description
BC-DF	Beachcomber Drawer Fronts. Solid raised panel with wood pulls.
HO-DF	Homestead Drawer Fronts. Solid oak overlay full width finger pull.
MA-DF	Madison Drawer Fronts. Solid raised panel drawer front with antique brass pull.
S2-DF	Shaker Drawer Fronts. Solid oak with round knobs.
SE-DF	Sedona Drawer Fronts. Half elliptical pull on solid wood drawer fronts.
WC-DF	Woodcrest Drawer Fronts. Solid raised panel with metal pulls.
BE-DF	Beaded Drawer Fronts. Solid with routed pull in center, top and bottom beads.
SL200	200LB Drawer Slides (Set of 2)

### Additional Casegood Options

Part Number	Description
C	Option to Add Cork Back
CASTER	Option to add 1-5/8" all Swivel Casters (Set of 4)
FAB	Option to add Cork Back with Fabric (Grade A or B)
L	Light, Under Shelf, UL Approved
M-LOCK	Concealed Mirror to Wall locking mechanism. Set of 2
PAD	Padlock Eyes with Scuff Plate. Padlock not included.
PD	Option. Door Pocketing. Up to 48" in Length - Media Centers/Wardrobes/Etc.
XX-1ADJ	Option to Add Adjustable Shelf Inside Compartment 19x18x3/4
XX-DRAIL	Option to Add Decorative Backsplash Rail as Pictured on Some of the Units. 30 to 60 x 5

### Wardrobe Options

Part Number	Description
3-LOCK	3 Point Locking Mechanism for Wardrobes.
CDIV	Option to add Center Divider on Double Door Units.
CDWR	Option to conceal drawers behind doors.
C-HOOKS	Clothing Hooks
CROD	Clothes Rod (Specify Location)
JBAR	Solid Oak J Bar Clothes Rod
K-LOCK	Keyed Cylinder Lock.
TOWEL	Wardrobe Option. Towel Bar inside of door
WDMIR-24	Wardrobe Option. Mirror on Inside of wardrobe door, 24"H. 16x1/8x24.
WDMIR-50	Wardrobe Option. Mirror on Inside of wardrobe door, 50"H. 16x1/8x50.
XX-PIANO	Piano Hinge in place of 270 degree 5 knuckle hinge

### Finishes

Please specify wood finish on all items. Samples are available upon request.

Finish Name & Code	Code
Natural Oak or Maple	01
Victorian Mahogany on Oak or Maple	04
Harvest on Oak or Maple	05
Williamsburg Cherry on Oak or Maple	06
White Wash on Oak or Maple	15
Driftwood on Oak	02
Midnight Black on Oak or Maple	10
Steel Gray on Maple	11
Urban Gray on Maple	12

### Additional Casegood Options

Other laminates are also available. Contact the factory for samples and pricing.

# Construction Options

## Add-a-Drawer

Add-a-Drawer for the ultimate versatility of some items. You may add a drawer to wardrobes, chests, under bed storage units, etc. Contact the factory for design capabilities of the unit you wish to modify.

Part Number	Description
ADD-1DWR	Add A Drawer for the ultimate versatility of some items. Over 36"Wide.
ADD-DWR	Add A Drawer for the ultimate versatility of some items. Up to 36"Wide.
W-DWR	Interior Wardrobe Drawer.

## Change Drawer Location

Option to change location of a drawer on a unit at no additional cost. (Example: nightstand with top drawer and open compartment below. Unit can be supplied with top open compartment and drawer below.)

## Open Compartment Substitute

Option to substitute open compartment in place of drawer at no additional cost.

## Add-a-Shelf

Part Number	Description
W-SHF	Add-a-shelf inside the compartment of any of our products or on the base of an occasional table.

## Adjustments to Units over 60"

Any item over 60" high may be reduced by up to 6.5" at no additional charge.

## Pedestal Desk Configurations

Any drawer configuration for the pedestal desk is available at an additional fee.

Examples: F/B/B (file drawer on top).

## Keyboard Tray Configurations

A convertible keyboard tray (hinged drop down front) is available at no additional charge.

## Drawer Dimensions

The drawer height configuration on cases with more than one drawer can be modified at no additional charge.

## Edge Detail

Edge detail on panels, such as tops, ends, and shelves, may be modified.

## Arched Panel Bottoms

Arched or open panel bottoms (panels reaching the floor), or front rails may be modified to rest flat on the floor or reduced in opening. The change is offered at no additional cost.

## UPH Spec

There is an additional fee to meet Huntsville UPH spec and -UPH will be added to the end of all part numbers.

## Dimensions

Overall product length, width and height dimensions may be changed plus or minus 3 inches. These changes would follow our standard contract pricing to the nearest standard priced item. The height of the desk carrels may be increased up to 6" at no additional cost. Woodcrest, Nittany, Madison, Shaker, Sedona, Beachcomber and Homestead pedestal and study desks can be modified from 24"D to 20"D at no additional cost.

## Wood Species Options

Savoy standard construction is 7 ply solid wood veneer core oak plywood. Additional plywoods available are Maple, Birch, and Ash. Cherry veneer core plywood, Solid Oak, Solid Maple or Solid Birch panels are available as a substitute for an additional cost.

## Special Wood Tops

Part Number	Description
SW-TOP	Solid Wood Top Upcharge
-STR	Striations Custom Tops

## Additional Base Options

High Pressure Laminate Tops. Maple/Birch Veneer Core Plywood Construction. Exposed Bullnose Edges. Your Choice of Table Shape/Size/Base.

### Round Tables

#### 42" High Black Metal Step Base & Foot Ring



Part Number	Description	W x D x H	WT
SE-RD20-MSB	Sedona Round Table. 20" Dia.	20 Dia. x 42	40
SE-RD24-MSB	Sedona Round Table. 24" Dia.	24 Dia. x 42	45
SE-RD30-MSB	Sedona Round Table. 30" Dia.	30 Dia. x 42	50
SE-RD36-MSB	Sedona Round Table. 36" Dia.	36 Dia. x 42	55
SE-RD42-MSB	Sedona Round Table. 42" Dia.	42 Dia. x 42	60
SE-RD48-MSB	Sedona Round Table. 48" Dia.	48 Dia. x 42	65

### Square Tables

#### 42" High Black Metal Step Base & Foot Ring



Part Number	Description	W x D x H	WT
SE-SQ24-MSB	Sedona Square Table. 24" Sq.	24W x 24D x 42H	45
SE-SQ30-MSB	Sedona Square Table. 30" Sq.	30W x 30D x 42H	50
SE-SQ36-MSB	Sedona Square Table. 36" Sq.	36W x 36D x 42H	55
SE-SQ42-MSB	Sedona Square Table. 42" Sq.	42W x 42D x 42H	60
SE-SQ48-MSB	Sedona Square Table. 48" Sq.	48W x 48D x 42H	65