






Save Across 100+ Technology Spend Categories

Save 20-30%+ On Average

Turning Technology Spend From Cost Center To Value Center

 Telecom 20-30%		 Phone Service 20-30%
 Cloud 20-30%		 Contact Center 20-30%
 Mobility 15-20%		 Ad Spend 20-30%
 Software \$20-30%		 Bill Consolidation 10-15%
 Hardware 5-10%		 Data Centers 20-30%
 Cyber Security 20-30%		 DevOps 10-20%
 Cyber Insurance 10-15%		 Business Travel 10-20%
 Staffing 20-30%		 AP Automation 20-30%

DATA

Your team can make the best decisions for your business when they have the data they need

Get free savings analysis for 100+ categories to see where savings opportunities are for your business




Giving You More Budget

We help generate savings so you can reallocate that towards other initiatives without needing to ask for new budget

TOP 3

Technology spend is top 3 for any size company and it will only continue to go up if you don't manage or have data to help you buy better



120Hrs+
Saved Per Month

Available Globally



50M+ Data Points

Varisource platform aggregated millions of data points on vendor market info so you can use it to win on every savings & buying decision

3000+

Access to thousands of best vendors in the market for any of your technology purchase needs and always have multiple options to compare and choose from

Leverage

Varisource technology savings platform helps your team save more by giving you market data to identify savings for your existing technology spend. Helps your team buy better by giving you market data so you always get the best solutions and pricing for your technology needs. We are your leverage against vendors