

WOODS

PRODUCT GUIDE 2020

With Over 70 Models
for Subcompact and
Compact Tractors



SUPERIOR DESIGN SUPERIOR DURABILITY SUPERIOR STYLE



SUPERIOR DESIGN SUPERIOR DURABILITY SUPERIOR STYLE

OUR NEW BRAND ICON REPRESENTS OUR RISING GLOBAL PRESENCE AS GREEN FIELDS AND ROADSIDES CONVERGE UNDER THE ORANGE ARC OF THE EARTH.

As you travel the world, you'll see Woods equipment mowing roadsides, trimming pathways, and maintaining yards, pastures and waterways. You'll also spy our attachments on livestock operations, croplands, and market gardens. Wherever you find hardworking people digging, growing, moving, and mowing, you'll find Woods.

Genuine Woods Parts

Maintain the quality and performance of your equipment with Woods genuine replacement parts. Available from your authorized Woods dealer.

Find a Woods Dealer

Woods equipment is distributed through a network of authorized dealers. To find your nearest store visit us at woodsequipment.com or call 800-319-6637.

WOODS®



TOP 5 IMPLEMENTS EVERY FARM NEEDS

When choosing implements, you simply need to know:

- your tractor's engine and PTO horsepower
- your tractor's wheel width

Now, match it to the horsepower requirements and widths listed in our specification charts to ensure you have enough power to operate the implement and that it's wide enough to cover your wheel tracks.



Rotary Cutter

Rotary Cutters are a must for large areas of brush and overgrown grass. Not well-suited to finish mowing, however, because they do not adjust to changes in topography. If cutting too low it could scrape soil.



Loader

A loader tackles the toughest material handling jobs with ease, whether it's dirt, snow, bales, stones or wood. Look for features like self-leveling, a quick attach system, and a curved boom to improve performance and make it easier to use.



Rear Blade

Ideal for grading driveways, cleaning up debris or snow removal. Ensure your blade is as wide or wider than tractor tires. Price dictates features. For example, more expensive blades have vertical and horizontal axis rotation for tipping and tilting flexibility. More economical blades have minimal adjustability, if any.



Rotary Tiller

Whether you need to control weeds in your garden, get a field ready for planting, or prepare ground for a food plot, a rotary tiller makes fast work of dirt work. Matching the tiller to your tractor horsepower is key: As a general rule, every foot of width on a tiller requires at least eight horsepower from your tractor.



Post Hole Digger

Post hole diggers make jobs like fencing, planting trees, or building a deck much easier. The auger is often sold separately, offering a choice of sizes for various projects. They work well in most conditions. However, for extremely hard soil choose a heavy-duty model.



Implements for Subcompact and Compact Tractors

We offer over 70 models for your Subcompact and Compact Tractors. Look for this icon throughout this product guide to find the right implement for your next project.

WOODS Batwing® Rotary Cutters	 7
Compact/Utility Tractor-duty 12 foot Batwing® Rotary Cutters	8
15-foot Batwing Rotary Cutters	9
20-foot Batwing Rotary Cutters	14
Single-spindle Rotary Cutters	 17
RC-Series Single-spindle Rotary Cutters	17
BrushBull™ Single-spindle Rotary Cutters	19
Ditch Bank Rotary Cutters	26
Multi-spindle Rotary Cutters	 28
Dual-spindle Rotary Cutters	30
Offset Dual-spindle Rotary Cutters	31
Belt-Driven Dual-spindle Rotary Cutters	33
Finish Mowers	 35
Rear-mount, Rear Discharge	35
Estate Model Turf Batwing Rear Discharge Finish Mower	39
Commercial Model Turf Batwing Rear Discharge	40
Finish Mowers	40
Zero-turn Mowers	 43
FZ Series Front-mount Zero-turn Mowers	43
Accessories & Attachments	45
Flail Shredders	 46
Snow Blowers	 48
Landscape Equipment	 51
Quick Hitch	51
Box Scrapers	52
Grading Scrapers	54
Rear Blades	56
Landscape Rakes	58
Post Hole Diggers	59
Wood & Brush Equipment	 60
Log Splitter	60
Stump Grinder	61
Tillage Equipment	 63
Rotary Tillers	64
Disc Harrows	68
Seeders & Cultipackers	 71
Food Plot Seeder	72
Precision Super Seeder	73
Compact Super Seeder	74
Cultipackers	78
Groundbreaker® Backhoes	 80
6.5-foot Backhoe	84
7.5-foot Backhoe	84
8.5-foot Backhoe	86
10-foot Backhoe	87

Skid Steer Attachments	 89
Bale Spears	90
Toothbars	90
Pallet Forks	91
Root & Scrap Grapples	92
Augers	93
Tillers	95
Pavement Saws	96
Rock Wheels	97
Vibratory Rollers	98
Cold Planers	99
General and Multi-Purpose Buckets	100
Compact Excavator Buckets And Couplers	101
Join the Woods Power Team	 102

MEET OUR TEAM

We'd like to introduce you to the people who drive our product design and engineering – the people who innovate day in and day out to make sure your attachments not only perform well, but are easy to use, safe to operate, and simple to maintain. As if that's not enough, our product design team has a penchant for style and revel in making bent, welded, painted metal look clean, fresh, and rugged.

**Superior Design.
Superior Durability.
Superior Style.**

Kurt Summers, Engineering Manager	6
Jason Carlson, Product Design Engineer	16
Kyle Macklin, Product Design Engineer	18
Angela Larson, Vice President, Marketing	34
Rob Dewey, Vice President, Engineering	42
Cory Sarver, Engineering Manager	50
Mark McLane, Engineering Manager	62
Todd Wehler, Product Design Engineer	70
Ron Parkins, Engineering Manager	79
Nick Peterson, Engineering Manager	88
Steve Slater, Product Design Engineer	94

A man with short dark hair and safety glasses is looking directly at the camera. He is wearing a plaid button-down shirt. The background is a dark, industrial setting with various mechanical parts and machinery.

**WE'RE PROUD TO
DESIGN CUTTERS
THAT DELIVER THE
BEST CUT QUALITY
AND THE BEST
FIT AND FINISH**

Kurt Summers Engineering Manager

When we began to design our new 15-foot Batwing® cutters in 2017, we started with a clean slate. We wanted to be bold and create something that not only met our high standards for performance and durability, but also looked modern and tough. We're proud to design cutters that deliver the best cut quality and the best fit and finish.



SUPERIOR DESIGN • SUPERIOR DURABILITY • SUPERIOR STYLE

BATWING® ROTARY CUTTERS

The customer-designed 15-foot series Batwing from Woods. It's more reliable, more durable, easier-to-use, easier-to-maintain and built to perform better. It's the flexwing cutter you always wanted, you just needed a company to build it.

Proven Durability

We not only build the toughest Batwing®, we build the only Batwing. But, don't just choose us for our name, choose us for the hours of testing in extreme conditions, the rugged sub-structure, and the industry-leading welding and paint standards. Choose Batwing for the sheer ability to tame the most unruly waterways, pastures, and roadsides.

Unbeatable Performance

Higher torque capacities, deeper decks, and our innovative wing design ensure you'll mow more material in less time. Woods Batwing cutters set the standards for cut quality, distribution, and ease of use, whether you're cutting brush or shredding stalks.



BATWING®

THE BEST BATWING YOU EVER DESIGNED.

COMPACT/UTILITY TRACTOR BATWING® ROTARY CUTTERS

BW12
Shown with standard
chain shielding



BATWING®

SPECIFICATIONS

MODEL	BW12
Tractor PTO HP	35 hp min.
Tractor Hitch	swivel clevis
Cutting Width	12 ft
Cutting Height Range (inches)	2 - 12"
Cutting Capacity (inches)	1.5"
Gearbox HP	160 hp - splitter / 75 hp - center and wing
Blade Tip Speed	14,300 fpm center / 14,900 fpm wing
Deck Thickness	12 ga, high-strength steel
Side Frame Thickness (inches)	7 ga
Deck Side Depth	11"
Weight (tongue/total)	750 lbs / 2450 lbs
Blade Dimensions	.5" x 4"
Blade Overlap	6"
Flex Wing	90° up, 22° down
Tires	laminated; new Ag; foam filled
Suspension	spring on center section
PTP Driveline (main/wing)	CAT 4 / CAT 3
Cutting Area Shielding	standard chain shielding
Warranty (cutter/gearbox)	year / 6 year limited

TRACTOR PTO HP RANGE: MINIMUM 35 HP

Model

BW12 | 12-foot Dual-wing Cutter for compact/utility tractors

Requiring a minimum of 35 hp, the BW12 gives you Woods quality and performance in a sleek, round-front design and our industry-leading sloped deck.

- Total weight 2,450 lbs with 750 lb tongue weight, ideal for use on lower horsepower compact and utility tractors.
- Twelve gauge, high-strength steel and smooth, sloped deck provide durability for long life.
- Easy hook-up reduces preparation time and frustration.
- Fully baffled deck, ensures better distribution of cut material, and the performance you expect.
- Six-year gearbox warranty including seals, for confidence in your purchase decision.
- Standard chain shielding, for added safety and peace of mind.
- Retail financing available to qualified buyers.



* **NOTE:** All Batwing® models pass all applicable safety standards for thrown object without chain shielding. However, if these units will be used in areas where the possibility of thrown objects could be hazardous to persons or property, it is strongly recommended that standard chain shielding be used for extra protection.



THE NEW CUSTOMER-DESIGNED 15-FOOT SERIES BATWING®

RC

TRACTOR PTO HP RANGE: 45 - 200 HP

Model

BW10.50 | 10.5-foot flex-wing rotary cutter

BW15.50 | 15-foot flex-wing rotary cutter

The BW15.50 is ideal for cutting tall grasses and saplings up to 2 ½ inches in diameter.

Here are just a few features exclusive to Woods that rotary cutter users like you told us were important in our 15-foot series.

- New patent-pending driveline lift assistance system makes it easy to hook up. Standard on all models.
- Rounded wings easily maneuver around obstacles and slice through tall brush while the curved leading edge shrugs off impact.
- New gearbox seal technology reduces leaks and downtime and is backed by our six-year gearbox warranty, which includes the seals.
- A steel tube around the perimeter absorbs shock and creates a stronger, longer-lasting machine.
- Chain shielding is integrated with the frame to prevent damage.
- Greasable Quick-Change blade pins are easy to remove.



BW15.50
Shown with standard
chain shielding

Designed with input from users like you, the BW15.50, BW15.60, BW15.70, and their one-winged models, set a new industry standard for durability, reliability, performance and ease. We think you'll agree that it's the best Batwing ever.

SPECIFICATIONS

MODEL	BW10.50* / BW15.50
Tractor PTO HP	45-200
Cutting Height	2" - 15"
Cut Capacity	2.5" dia
Cutting Width	126" / 180"
Blade Tip Speed	15,000 fpm at 540 rpm 16,000 fpm at 1000 rpm
Weight	4,040 lbs / 4,340 lbs
Tongue Weight	1,150 lbs / 1,200 lbs
Center Deck / Wing Deck	10 gauge
Side Skirt Thickness	.25"
Side Skirt Depth	13"
Transport Width	96"
Stump Jumper	Round
Flex	90° up 22° down
Driveline Rating	CAT 6 CV main CAT 4 wing
Splitter Gearbox Rating	210 hp
Wings Gearbox Rating	200 hp
Output Shaft Size	2" dia
Gearbox Warranty	6 years
Options	<ul style="list-style-type: none"> ▪ double row chain shielding ▪ dual wheels ▪ LED lights

*single wing

THE NEW CUSTOMER-DESIGNED 15-FOOT SERIES BATWING®



**TRACTOR PTO HP RANGE:
55 - 275 HP**

Models

BW10.60 | 10.5-foot flex-wing rotary cutter

BW15.60 | 15-foot flex-wing rotary cutter

The BW15.60 easily powers through tall brush and trees up to 4 inches in diameter.

Sloped Deck

Smooth and sloped seven-gauge steel decks shed water and debris; deck design and baffling helps recut material, ensuring a finer shred and more even distribution.

**TRACTOR PTO HP RANGE:
65 - 300 HP**

Models

BW10.70 | 10.5-foot flex-wing rotary cutter

BW15.70 | 15-foot flex-wing rotary cutter

The rugged BW15.70 can tame the harshest conditions – heavy brush and trees up to 4.5 inches in diameter. Ideal for professional and contract cutting.

Gearboxes

Massive, heavy-duty gearboxes deliver more cutting power and performance with a six-year limited warranty.



BW15.60

Shown with standard chain shielding

THE NEW CUSTOMER-DESIGNED 15-FOOT SERIES BATWING®

RC

SPECIFICATIONS		
MODEL	BW10.60* / BW15.60	BW10.70* / BW15.70
Tractor PTO HP	55-275	65-300
Cutting Height	2" - 15"	
Cut Capacity	4" dia	4.5" dia
Cutting Width	126" - 180"	
Blade Tip Speed	15,700 fpm at 540 rpm 16,000 fpm at 1,000 rpm	
Weight	4,400 lbs / 4,600 lbs	5,500 lbs / 5,290 lbs
Tongue Weight	1,350 lbs	1,490 lbs
Center Deck / Wing Deck	7 gauge	1/4"
Side Skirt Thickness	.25"	
Side Skirt Depth	13"	
Transport Width	96"	
Stump Jumper	Round	
Flex	90° up / 22° down	
Driveline Rating	CAT 6 CV main CAT 4 wing	CAT 6 CV main CAT 5 wing
Splitter Gearbox Rating	275 hp	
Wings Gearbox Rating	225 hp	
Output Shaft Size	3" dia	
Gearbox Warranty	6 years	
Options	<ul style="list-style-type: none"> ▪ double row chain shielding ▪ dual wheels ▪ LED lights ▪ shredding kit ▪ deck ring ▪ spring axle ▪ full walking tandem 	<ul style="list-style-type: none"> ▪ double row chain shielding ▪ dual wheels ▪ LED lights ▪ shredding kit ▪ deck ring ▪ spring axle ▪ full walking tandem

*single wing

- New patent-pending driveline lift assistance system makes it easy to hook up.
- Rounded wings easily maneuver around obstacles and slice through tall brush while the curved leading edge shrugs off impact.
- New gearbox seal technology reduces leaks and downtime and is backed by our six-year gearbox warranty, which includes the seals.
- A steel tube around the perimeter absorbs shock and creates a stronger, longer-lasting machine.
- Chain shielding is integrated with the frame to prevent damage.
- Greasable Quick-Change blade pins are easy to remove.

Plus,

- Beefy, heavy-duty skid shoes prevent gouging and protect the deck.
- Strategically placed, welded baffles cut and distribute debris evenly.
- Center and wing decks feature high-strength 7 gauge steel (.60) or .25 inch thick steel (.70) for added durability.
- The side skirt is 13 inches deep and made of .25 inch thick steel for greater material capacity and the strength to manage it.
- For added toughness in extreme conditions, the .60 and .70 models have a 3-inch gearbox output shaft and optional deck ring.
- Other options include LED lights, double row chain shielding, dual wheels, and for the .60 and .70 models, a shredding kit for added versatility.

Skid Shoes

Bolt-on, heavy-duty skid shoes with an "approachable" leading edge reduce sod damage when turning.



BW15.70

Shown with standard chain shielding

THE NEW CUSTOMER-DESIGNED 15-FOOT SERIES BATWING®

SUPERIOR DURABILITY

We not only build the toughest Batwing, we build the only Batwing. But, don't just choose us for our name, choose us for the hours of testing in extreme conditions, the rugged sub-structure, and the industry-leading welding and paint standard. Choose Batwing for the sheer ability to tame the most unruly fields, waterways, pastures and roadsides.

PTO Lift Assist

New patent-pending driveline lift assistance system makes it easy to hook up – and is standard on all models.

Sloped Deck


Smooth, sloped steel decks shed water and debris.

Integrated Chain Shielding

Chain shielding is integrated with the frame to prevent damage.

Rounded Wings & Curved Leading Edge

Rounded wings easily maneuver around obstacles and slice through tall brush while the curved leading edge shrugs off impact.



SUPERIOR DESIGN

The Batwing is designed with a high torque capacity, a deep deck with welded baffles, and our easy tractor hook-up so you will get to work quickly and mow more material in less time. Woods Batwing cutters set the standard for cut quality, distribution and ease of use, whether you're cutting brush or shredding stalks.

THE NEW CUSTOMER-DESIGNED 15-FOOT SERIES BATWING®

RC

SUPERIOR STYLE

Woods was the first to introduce a smooth, sloped deck that sheds debris. Raising components off the deck makes clean-up easy and covering hoses protects from wear and damage. Bolt-on, heavy-duty skid shoes with an 'approachable' leading edge reduce sod damage when turning and protect the deck from damage.



Easy Maintenance

Greasable Quick-Change blade pins are easy to remove.



Extremely Strong Structure


A steel tube around the perimeter absorbs shock and creates a stronger, longer-lasting machine.

Heavy-duty Gearboxes

Massive, heavy-duty gearboxes deliver more cutting power and performance.



New, advanced gearbox seal technology, designed for hard conditions, reduces leaks and downtime and is backed by our six-year gearbox warranty, which includes the seals.




Quick-change Blade System

Woods' exclusive Quick-Change blade system allows for easy changing of blades from the top of the deck.

Greasable Pivot Pins

Greasable pivot points are located on turnbuckle and axle arms to increase durability and reduce wear.



BW20.50

Shown with standard chain shielding

Deep Side Frame

Side frame depth of 13.25 inches — the deepest in the industry.

SPECIFICATIONS		20-FOOT BATWING
MODEL	BW20.50 / BW20.60	
Tractor PTO HP Range	70–200 hp / 70–300 hp	
Main Driveline	CAT 6 CV	
Wing Driveline	CAT 4 telescoping profile	
Tractor Hitch	clevis/self-leveling clevis; optional pintel ring	
Cutting Swath (inches)	240"	
Cutting Height (inches)	2–15"	
Cutting Capacity Diameter (inches)	2" / 3"	
Side Frame Depth (inches)	13.25"	
Tractor PTO rpm	540 or 1,000	
Transport Width (inches)	123"	
Overall Width x Length (inches)	250" x 198"	
Deck Type	smooth, sloped	
Deck Thickness (inches)	.135"	
Side Frame Thickness (inches)	.25"	
Hinges / Hinge Rod Diameter	1"	
Weight (lbs)	6,510 / 6,600	
Number of Gearcases	4	
Vertical Shaft Size (inches)	2" / 2.38"	
Splitter/Wing HP	250 / 120 / 250 / 205 hp	
Blade Thickness (inches)	.5"	
Blade Width (inches)	4"	
Blade Type	hi-lift, flat or shredder	
Blade Overlap (inches)	6"	
Blade Tip Speed at 540 rpm	15,450 fpm	
Blade Tip Speed at 1,000 rpm	16,300 fpm	
Material Flow System	standard baffles	
Stump Jumper Type	standard round-welded	
Hydraulics Wing Flex	90° up, 22° down	
Suspension	standard spring suspension or tandem spring arms	
Wheel Type	15" rims; 21" laminated; 24" new Ag; or 29" used aircraft	
Cutting Area Shielding	single or double chain	
Gearbox Warranty (limited)	6 years	

**TRACTOR PTO HP RANGE:
70 - 200 HP**

Model

BW20.50 | 20-foot Dual-wing Cutter

- Main driveline: CAT 6 CV.
- Cuts brush up to 2 inches in diameter.
- Walking tandem axle available.


**TRACTOR PTO HP RANGE:
70 - 300 HP**

Model

BW20.60 | 20-foot Dual-wing Cutter

- Maintain driveline: CAT 6 CV.
- Cuts brush up to 3 inches in diameter.
- Side frame depth of 13.25 inches — the deepest in the industry.
- Optional shredding kit.

* **NOTE:** All Batwing® models pass all applicable safety standards for thrown object without chain shielding. However, if these units will be used in areas where the possibility of thrown objects could be hazardous to persons or property, it is strongly recommended that chain shielding be used for extra protection.



20-FOOT BATWING® ROTARY CUTTERS

RC

**TRACTOR PTO HP RANGE:
70 - 300 HP**

Models

BW13.70 | 13.5-foot Single-wing Cutter (162-inch cutting swath)

BW20.70 | 20-foot Dual-wing Cutter (240-inch cutting swath)

- Main driveline: CAT 6 CV.
- Deck plate has two layers of .135" plate.
- Cuts brush up to 4 inches in diameter.
- Side frame depth of 12.5 inches.
- Optional dual tires available for wings.
- Optional shredder kit or optional blade ring.
- Six-year gearbox limited warranty.

BW20.60
Shown with standard
chain shielding



Features a double deck, built extra heavy to handle a host of rugged applications.

SPECIFICATIONS		20-FOOT BATWING	
MODEL	BW13.70*	BW20.70	
Tractor PTO HP Range	70-300 hp		
Main Driveline	CAT 6 CV		
Wing Driveline	CAT 5		
Tractor Hitch	self-leveling swivel clevis; optional pintle ring		
Cutting Swath (inches)	162"	240"	
Cutting Height (inches)	2-15"		
Cutting Capacity Diameter (inches)	4"		
Side Frame Depth (inches)	12.5"		
Tractor PTO rpm	540 or 1,000		
Transport Width (inches)	100"	123"	
Overall Width x Length (inches)	171" x 198"	250" x 198"	
Deck Type	smooth, sloped double-deck		
Deck Thickness (inches)	.135" / .135" upper / lower		
Side Frame Thickness (inches)	.25"		
Hinges / Hinge Rod Diameter	1" full length		
Weight (lbs)	8,500	7,740	
Number of Gearcases	3	4	
Vertical Shaft Size (inches)	2.38"		
Splitter Wing HP	250 / 210 hp		
Blade Thickness (inches)	.5"		
Blade Width (inches)	4"		
Blade Type	hi-lift, flat	hi-lift, flat or shredder kit	
Blade Overlap (inches)	6"		
Blade Tip Speed at 540 rpm	15,450 fpm		
Blade Tip Speed at 1,000 rpm	16,650 fpm		
Material Flow System	standard baffles		
Stump Jumper Type	standard round-welded		
Hydraulics Wing Flex	left or right wing - 90° up, 22° down	90° up, 22° down	
Suspension	standard spring suspension or optional tandem spring arms		
Wheel Type	15" rims; 21" laminated; 24" new Ag; or 29" used aircraft		
Cutting Area Shielding	single or double chain		
Gearbox Warranty (limited)	6 years		

*Single-wing



SOME OF OUR BEST SOLUTIONS WERE BORN FROM CUSTOMERS' FRUSTRATIONS

Jason Carlson Product Design Engineer

Our customers told us that changing blades is a frustrating, time-consuming job in maintaining their rotary cutters. The design team started thinking about what it would take to remove blade pins more quickly. We tested a few ideas and in collaborating with manufacturing, we discovered we could machine a groove in the crossbar and drill a hole into our patented Quick-Change pin. Together, the system distributes lubricant every time a customer greases the pin during routine maintenance.



SUPERIOR DESIGN ■ **SUPERIOR DURABILITY** ■ **SUPERIOR STYLE**

RC-SERIES SINGLE-SPINDLE ROTARY CUTTERS

Woods' RC-Series Single-spindle is ideal for getting the most from your compact or subcompact tractor. Built with high-strength steel, Woods confidently stands behind this product with our three-year gearbox warranty.

**TRACTOR PTO HP RANGE:
15 - 50 HP**

Models

RC42.20 | 42-inch **RC48.20** | 48-inch
RC60.20 | 60-inch **RC72.20** | 72-inch

- Four cutting widths to fit the size of your job and paint colors to match your tractor.
- Unique smooth, sloped decks are easy to clean and reduce build-up of water and debris.
- Stump jumpers are standard on all models for added driveline protection.
- High-strength steel and quality parts provide dependable service year-after-year.
- Three-year gearbox warranty is one of the best in the industry.

SPECIFICATIONS		SINGLE-SPINDLE ROTARY CUTTERS			
MODEL	RC42.20	RC48.20	RC60.20	RC72.20	
Tractor PTO HP	15-40 hp		20-50 hp		
Hitch Category / Type	CAT 1 cantilevered				
Cutting Width (inches)	42"	48"	60"	72"	
Cutting Height Range (inches)	2"-9"				
Cutting Capacity (inches)	1"				
Gearbox Horsepower	50 hp				
Blade Tip Speed	11,460 fpm	13,100 fpm	13,620 fpm	14,340 fpm	
Side Frame Depth (inches)	7"				
Approximate Weight (lbs)	360	410	494	575	
Blade Dimensions (inches)	.5" x 3"				
Blade Carrier	oval stump jumper				
Tail Wheel	4" x 16" laminated				
Driveline Protection	shear-bolt or slip-clutch				
Driveline Holder	yes, on deck				
Tractor PTO Speed (rpm)	540				
Quick-hitch Ready	yes				
Cutting Area Shielding	belt standard; chain shielding optional				
Warranty (cutter/gearbox)	1 year / 3 years				



**RC42.20 /
RC48.20**



RC72.20
Shown with optional
chain shielding



**WE WANT TO
CREATE PRODUCTS
WITH THE SET OF
FEATURES OUR
CUSTOMERS VALUE**

Kyle Macklin Manufacturing Engineer

We use a disciplined development process driven by what customers value. We look at each individual feature and spec of a product and make sure that every element is something that's going to be beneficial to the customer. We want to make products that are going to have the right features at a price point that the customer's willing to pay for, and thus create the best value.



BRUSHBULL™ SINGLE-SPINDLE ROTARY CUTTERS

Put our products to the test in your own back yard. Rugged, dependable and productive — Woods rotary cutters are designed for the extremes of real world use.

Start at the Beginning

Since 1946, Woods has grown to become the undisputed cutter expert. This legacy began with development of the first tractor-mounted rotary cutter and continues today with unmatched product innovations such as greasable Quick-change blade pins and a smooth, sloped deck that sheds debris.

And yet, we still go back to customers like you before redesigning a product. Erasing preconceptions, we listen — really listen — to what you need and value. Then, Woods Engineers go to work creating a product that you will love to use.

Finally, we make it just a bit more durable, kick up the performance and add style, because that's what people expect from Woods.

Newly redesigned, the top-selling Woods BrushBull™ is easy to use and maintain, delivers superior cut quality and performance, and looks good doing it. Year after year after year.



BRUSHBULL SINGLE-SPINDLE ROTARY CUTTERS

Our most popular models are ideal for clearing brush along fence rows, maintaining miles of interstate highways, and cutting overgrown grass, weeds and brush wherever you need to tame the land.

TRACTOR PTO HP RANGE: 15 - 90 HP

Models

BB48.30 | 48-inch

BB60.30 | 60-inch

BB72.30 | 72-inch

- Three-point hitch: CAT 1.
- Cuts brush up to two inches in diameter and nine inches tall.
- Six-year limited gearbox warranty includes the seals.
- A deep deck, with half-inch by four-inch blades and rear baffling work together to evenly cut and distribute large amounts of material, for a superior cut quality.



TRACTOR PTO HP RANGE: 35 - 90 HP

Models

BB84.40 | 84-inch

- Three-point hitch: CAT 1 & 2.
- Cuts brush up to two inches in diameter and twelve inches tall.
- Six-year limited gearbox warranty includes the seals.
- Eleven-inch deep deck, with half-inch by four-inch blades and rear baffling work together to evenly cut and distribute large amounts of material, for a superior cut quality.
- Choose an optional dual tailwheel or check chain, for adjusting the mowing height.



BB48.30

Shown with optional
chain shielding

BRUSHBULL SINGLE-SPINDLE ROTARY CUTTERS

RC



SPECIFICATIONS		BRUSHBULL™ SINGLE-SPINDLES			
MODEL	BB48.30	BB60.30	BB72.30	BB84.40	
Tractor PTO HP	15-50 hp	25-50 hp	30-75 hp	35-90 hp	
Hitch Category/Type	CAT 1 clevis			CAT 1 & 2 clevis	
Cutting Width (inches)	48"	60"	72"	84"	
Total Weight (lbs)	590	672	811	1,041	
Cutting Capacity Diameter (inches)	2"	2"	2"	2"	
Cutting Height (inches)	1" - 9"			2" - 12"	
Transport Width (inches)	55"	67"	79"	91"	
Overall Length (inches)	86"	99"	111"	124"	
Tractor PTO Speed (rpm)	540			540	
Quick-hitch Compatible	yes			yes	
Rear Bumper	Z-channel			Z-channel	
Frame & Deck Support	3" x 3" tube			3" x 3" tube	
Deck Construction	smooth top, sloped			smooth top, sloped	
Skid Shoes	full-length, replaceable			full-length, replaceable	
Deck Thickness	12 ga (.105")		11 ga (.120")	11 ga (.120")	
Side Frame Thickness (inches)	10 ga (.135")			10 ga (.135")	
Side Frame Depth (inches)	10.5"			11.6"	
Gearbox Warranty	6-year limited			6-year limited	
Gearbox HP	65 hp	65 hp	75 hp	90 hp	
Output Shaft Diameter (inches)	1.57"			2"	
Blade Tip Speed	13,000 fpm	14,335 fpm	14,963 fpm	15,086 fpm	
Blade Dimensions (inches)	.50" x 4"			.50" x 4"	
Blade Pin Diameter (inches)	1.50"			1.50"	
Blade Carrier	oval stump jumper			oval stump jumper	
Driveline Protection	slip-clutch			slip-clutch	
Options	check chain			check chain, dual tailwheel	



BB72.30
Shown with optional chain shielding

BRUSHBULL SINGLE-SPINDLE ROTARY CUTTERS

SUPERIOR DESIGN

Customers like you told us what's important in a single-spindle cutter. Then, we redesigned our premium BrushBull cutter to meet – and exceed – your needs. An adjustable drive lift hanger and Quick-hitch compatibility make it easy to attach. A large access window on top of the deck and our exclusive, greasable Quick-change blade pins make blade changes easy, even in the field. But, you're not sacrificing performance for ease. A deep deck, large half-inch by four-inch blade and welded baffle work together, creating a strong suction that lifts, then evenly cuts and distributes large amounts of material.

SUPERIOR DURABILITY

Choose a BrushBull for the hours of testing in extreme conditions, and a Z-shaped, high-strength steel bumper that's twice as thick as competitive models, for added durability when backing over tough brush. Or, choose Woods for the advanced gearbox seal technology that's so good our 6-year limited warranty includes the seals. That's worry-free reliability.

SUPERIOR STYLE

Woods was the first to introduce a smooth, sloped deck that sheds debris. And, raising components off the deck makes clean-up easy. Front corners angle back to give operators more room between the tractor tire and cutter.



SUPERIOR DESIGN
SUPERIOR DURABILITY
SUPERIOR STYLE

Adjustable driveline hanger makes it easier to attach, and is standard on all models.

Corners angle back to give operators more room between the tractor tire and cutter.

Full-length, bolt-on skid shoes protect the deck and are easy to change. Adjust the height on heavy-duty models.

Smooth, sloped deck sheds debris and is easy to clean.



BRUSHBULL SINGLE-SPINDLE ROTARY CUTTERS

RC



New, advanced gearbox seal technology is designed for hard conditions, reduces leaks and downtime and is backed by our six-year gearbox warranty, which includes the seals.

Greasable Quick-change blade pins are easy to maintain and remove.



A large blade access hole makes it easy to reach our exclusive Quick-change pins and quickly change the blade from the top of the deck.



BB60.30
Shown with optional chain shielding

High-strength steel bumper is 2-times thicker than competitive models, with a Z-channel frame for added durability when backing over tough brush.

SUPERIOR DESIGN, DURABILITY AND STYLE UNDER THE DECK, TOO!



Rear baffle, standard on all models, concentrates the airflow and ensures cut material is distributed evenly.

The large 1/2-inch by 4-inch blades and extra deep deck precisely cut large amounts of material.

A beefier, heavy-duty crossbar and 1/4-inch steel stump jumper protect the undercarriage from extreme conditions.

The frame is built with full-length 3-inch by 3-inch tubes and channels for extra durability.

BRUSHBULL SINGLE-SPINDLE ROTARY CUTTERS

TRACTOR PTO HP RANGE: 30 - 120 HP

Models

BB60.50 | 60-inch

BB72.50 | 72-inch


BB84.50 | 84-inch

- Three-point hitch: CAT 1 & 2, CAT 2 & 3.
- Cuts brush up to three inches in diameter and twelve inches tall.
- Six-year limited gearbox warranty includes the seals.
- High-strength 10 gauge steel deck manufactured for tough conditions.
- A deep deck, with half-inch by four-inch blades and rear baffling work together to evenly cut and distribute large amounts of material, for a superior cut quality.
- Options include round stump jumper, check chains for height adjustments, and dual tail wheel on model BB84.50.

SPECIFICATIONS	BRUSHBULL™ SINGLE-SPINDLES		
	BB60.50	BB72.50	BB84.50
Tractor PTO HP	30-150 hp		40-150 hp
Hitch Category/Type	CAT 1 & 2 clevis		CAT 2 & 3 clevis
Cutting Width (inches)	60"	72"	84"
Total Weight (lbs)	975	1125	1335
Cutting Capacity Diameter (inches)	3"		
Cutting Height (inches)	2" - 12"		
Transport Width (inches)	67.3"	79.3"	91.3"
Overall Length (inches)	100v	112"	124"
Tractor PTO Speed (rpm)	540		
Quick-hitch Compatible	yes		
Rear Bumper	Z-channel		
Frame & Deck Support	3" x 3" tube		
Deck Construction	smooth top, sloped		
Skid Shoes	full-length, replaceable		
Deck Thickness	10 ga (.135")		
Side Frame Thickness (inches)	0.25"		
Side Frame Depth (inches)	12.7"		
Gearbox Warranty	6-year limited		
Gearbox HP	150 hp		
Output Shaft Diameter (inches)	2"		
Blade Tip Speed	15,525 fpm	15,900 fpm	16,000 fpm
Blade Dimensions (inches)	.50" x 4"		
Blade Pin Diameter (inches)	1.5"		
Blade Carrier	diamond stump jumper, optional round		
Driveline Protection	slip-clutch		
Options	check chains, round stump jumper	check chains, round stump jumper, dual tailwheel	

Count on the integrity of the BrushBull frame

- Stress points are tied to full-length 3-inch by 3-inch tubes, not on the deck plate, for added stability.
- A full frame design means strength and durability are built into every BrushBull from the frame out.
- The rear bumper is a Z-shaped channel that's two-times thicker than competitive models, adding structural integrity when backing over brush.



BB72.50
BrushBull frame

BRUSHBULL SINGLE-SPINDLE ROTARY CUTTERS

RC

TRACTOR PTO HP RANGE: 40 - 200 HP

Models

BB60.60 | 60-inch

BB72.60 | 72-inch

BB84.60 | 84-inch

- Three-point hitch: CAT 1 & 2, CAT 2 & 3.
- Cuts brush and saplings up to four inches in diameter and twelve inches tall.
- Six-year limited gearbox warranty includes the seals.
- High-strength 10 gauge steel deck is made for extreme conditions.
- Deck is 12.7 inches deep, with half-inch by four-inch blades, and rear baffling that work together to evenly cut and distribute large amounts of material, for a superior cut quality.
- Options include round stump jumper, check chains for height adjustments, and dual tail wheel on model BB84.60.

SPECIFICATIONS	BRUSHBULL™ SINGLE-SPINDLES		
	MODEL	BB60.60	BB72.60
Tractor PTO HP	40-150 hp	50-210 hp	65-210 hp
Hitch Category/Type	CAT 1 & 2 clevis		CAT 2 & 3 clevis
Cutting Width (inches)	60"	72"	84"
Total Weight (lbs)	1045"	1210"	1440"
Cutting Capacity Diameter (inches)	4"		
Cutting Height (inches)	2" - 12"		
Transport Width (inches)	67.3"	79.3"	91.3"
Overall Length (inches)	100"	112"	124"
Tractor PTO Speed (rpm)	540		
Quick-hitch Compatible	yes		
Rear Bumper	Z-channel		
Frame & Deck Support	3" x 3" tube		
Deck Construction	smooth top, sloped		
Skid Shoes	adjustable height full-length, replaceable		
Deck Thickness	10 ga (.135")		
Side Frame Thickness (inches)	0.25"		
Side Frame Depth (inches)	12.7"		
Gearbox Warranty	6-year limited		
Gearbox HP	210 hp		
Output Shaft Diameter (inches)	3"		
Blade Tip Speed	13,570 fpm	13,945 fpm	14,250 fpm
Blade Dimensions (inches)	.50" x 4"		
Blade Pin Diameter (inches)	1.5"		
Blade Carrier	diamond stump jumper, optional round		
Driveline Protection	slip-clutch		
Options	check chains, round stump jumper	check chains, round stump jumper, dual tailwheel	



BB72.60
Shown with standard chain shielding



DBH6.31
Shown with standard
chain shielding

The hydraulic-drive Woods Ditch Bank Rotary Cutter is a rugged and versatile tool, precision-engineered for maintaining ditches, roadways, ponds and waterways.

**TRACTOR PTO HP RANGE:
60 - 150 HP**

Models

DBH5.31 | 60-inch **DBH6.31** | 72-inch

- Highest-rated cutting horsepower in its class – full 40 hp at cutting head.
- Only 6-foot model on the market – Choose 5' or 6' model.
- Narrow 119" transport width – no frame overhang, even on 6' units.
- Fixed counter weight position does not extend beyond width of road lane.
- Cuts at almost any angle with +/- 90° flex (90° up, 90° down).
- Optional hydraulic cooling system for extreme conditions.
- Cuts vegetation up to 2" in diameter.
- Quick-change blade system allows easy blade changes from top of the deck.
- Quick-hitch ready.

SPECIFICATIONS		HYDRAULIC DITCH BANK CUTTERS	
MODEL	DBH5.31	DBH6.31	
Tractor PTO HP Range	60 - 150 hp		
Tractor PTO speed (RPM)	540 / 1,000		
Cutting Width	60"	72"	
Cutting Capacity Diameter	2"		
Cutting Height	2" - 10"		
Transport Width	119"		
Side Shift	30"		
Reach: Tractor Center to Outside of Cutter	158"	168"	
Overall Length	72"	84"	
Flex Range Angles	90° up, 90° down		
Approximate Weight (without hyd oil)	2,000 lbs	2,300 lbs	
Tractor Weight Min.	6,000 lbs		
3-point Hitch Lift Capacity Min.	2,500 lbs		
Max HP at Cutting Head	40		
Hitch	CAT 2/3, CAT 2 & 3 QH		
Blades (in.)	1/2" x 4"		
Blade Tip Speed at 540 RPM	15,800 fpm	18,900 fpm	
Blade Tip Speed at 1000 RPM	16,000 fpm	17,700 fpm	
Cutter Deck Thickness	0.135" (10 gauge)		
Deck Side Depth	9.4"	9.5"	
Side Frame Thickness	0.135"		
Shielding	Chain Standard		
Gauge Wheels	optional		
Tail Wheel	optional - frame mounted		
Cooler	optional		
Hydraulic Tank Capacity	35-Gallon		



MULTI-SPINDLE ROTARY CUTTERS

Durable and easy-to-use cutters for both brush cutting and crop shredding.



MULTI-SPINDLE ROTARY CUTTERS

RC

Easy to Use

The proven leader in the cutter business delivers a full line of durable easy-to-use rotary cutters. Choose our 30-, 40-, 50- or 60-series model loaded with features that help you work efficiently and effectively – whatever you're cutting or shredding.


- A floating hitch allows the cutter to follow the terrain. Cross steep inclines and ditches with ease.
- Changing cutting blades is a snap with the exclusive Woods Quick-Change blade pin system, standard on all gear-driven dual-spindle cutters. 50-Series models also feature a large blade access window in the deck.
- The 50-series offers variable wheel spacing so you can adjust the wheels for row crops.

Hard to Break

You'll rely on your Woods rotary cutter for years because we still manufacture them with the same dependable quality that we've built in since 1946.

- Woods gearboxes feature heat-treated, alloy steel gears that stand up to the demands of rotary cutting.
- Sloped-top decks shed water and debris to prevent rust and corrosion and wrap around a heavy steel superstructure.¹
- Spring cushion axles reduce stress spikes to keep your Woods rotary cutter delivering high-performance cutting.²
- Factory balanced stump jumpers are standard. Avoid hazards and save your blades from wear and tear.¹

1) N/A on belt-driven models
2) N/A on DS8.30 and DS10.40




DS10.40
shown with chain
shielding

CV Drive •
Less maintenance,
smoother operation

RC MULTI-SPINDLE ROTARY CUTTERS

Durable and easy-to-use cutters for both brush cutting and crop shredding.



Sloped Top Deck
Smooth, sloped deck sheds water and debris to prevent rust and corrosion.

DS8.30
shown with chain shielding

30- and 40-Series Dual-Spindle Models

**TRACTOR PTO HP RANGE:
35 - 75 HP**

DS8.30 | 96-inch, pull-type

**TRACTOR PTO HP RANGE:
40 - 120 HP**

DS10.40 | 120-inch, pull-type

**TRACTOR PTO HP RANGE:
35 - 120 HP**

MDS8.30 | 96-inch, 3-point mounted

MDS10.40 | 120-inch, 3-point mounted

- Cuts light brush up to 1.5 inches (30-Series) to 2 inches (40-Series) in diameter.
- Six-year limited gearbox warranty.

SPECIFICATIONS		MULTI-SPINDLE ROTARY CUTTERS	
MODEL	DS8.30 (PULL-TYPE) MDS8.30 (3-POINT MOUNTED)	DS10.40 (PULL-TYPE) MDS10.40 (3-POINT MOUNTED)	
Minimum Tractor PTO HP	35 hp pull-type 45 hp mounted	40 hp pull-type 60 hp mounted	
Hitch Category / Type	pull-type: pivoting clevis mounted: CAT 1 or 2 / clevis	pull-type: pivoting clevis mounted: CAT 2 or 3 / clevis	
Cutting Width (inches)	96"	120"	
Cutting Height Range (inches)	2-12"		
Cutting Capacity (inches)	1.5"	2"	
Gearbox HP Rating	100 hp center, 75 hp spindle	120 hp center, 90 hp spindle	
Blade Tip Speed	15,200 fpm	16,700 fpm	
Deck Side Depth (inches)	10"		
Deck Thickness	10 ga. (135")		
Overall Width (inches)	100"	124"	
Overall Length (inches)	pull-type: 142" (25" tires) mounted: 96"	pull-type: 155" (25" tires) mounted: 110"	
Approximate Weight	pull-type: 1,467 lbs mounted: 1,213 lbs	pull-type: 1,847 lbs mounted: 1,576 lbs	
Blade Dimensions (inches)	.5" x 4"		
Wheel Selection	laminated, severe duty new ag, foam filled new ag, 15" rims		
Optional Dual Wheels - Pull-Type	no		
Quick-hitch Ready	yes		
Gearbox Warranty	6 years		

**TRACTOR PTO HP RANGE:
50 - 200 HP**

50-Series Offset Dual-spindles Models

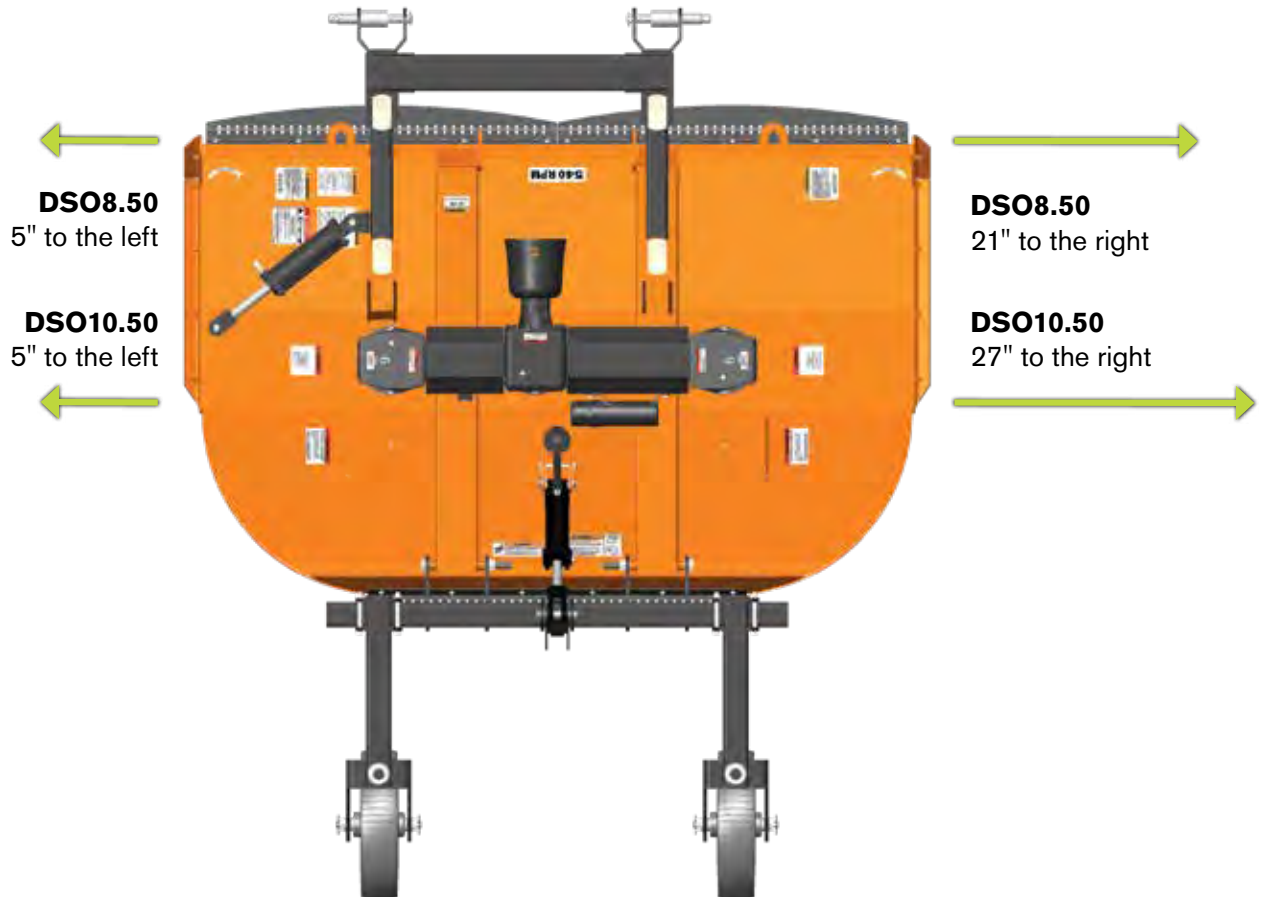
DSO8.50 | 96-inch, semi-mounted

DSO10.50 | 120-inch, semi-mounted

Woods' rugged and powerful 50-Series offset models are ideal for orchards, tree-lined fields and any setting with overhangs.

- Cuts brush up to 3 inches in diameter.
- Variable wheel spacing.
- DSO8.50 Hydraulic variable offset 21 inches to the right or 5 inches left.
- DSO10.50 Hydraulic variable offset 27 inches to the right or 5 inches left.
- New, advanced gearbox seal technology, designed for harsh conditions, reduces leaks and downtime and is backed by our six-year gearbox warranty – which includes the seals.

Hydraulic Variable Offset



RC MULTI-SPINDLE ROTARY CUTTERS



DSO8.50
Shown with
chain shielding

Woods' offset models reach far under canopies on either side of the tractor.



VIDEO

SPECIFICATIONS	OFFSET, SEMI-MOUNTED	
MODEL	DSO8.50	DSO10.50
Minimum Tractor PTO HP	semi-mounted: 40 hp	semi-mounted: 50 hp
Hitch Category / Type	CAT 2 or 3 / clevis	
Hydraulic Variable Offset	21 inches to the right, 5 inches to the left	27 inches to the right, 5 inches to the left
Cutting Width (inches)	96"	120"
Cutting Height Range (inches)	2-12"	
Cutting Capacity (inches)	3"	
Gearbox HP Rating	205 hp center, 160 hp blade spindle	205 hp splitter; 160 hp blade spindle
Gearbox Warranty	6 years	
Blade Tip Speed	540 rpm / 14,886 fpm;	540 rpm / 15,974 fpm;
Deck Side Depth (inches)	13"	
Deck Thickness	10 ga. (.135")	
Overall Width	103"	127"
Overall Length	122"	128"
Approximate Weight	2,335 lbs	2,510 lbs
Blade Dimensions	.5" x 4"	
Wheel Selection	21" laminated	

MULTI-SPINDLE ROTARY CUTTERS

RC

Quick-Change Blade Pins

Easy to replace Quick-Change blade pins under the deck reduce down time.

Hydraulically Adjustable Tail Wheel

Hydraulic tail wheel offers a variable cutting range.

Tubular Front Frame

Greater strength and rigidity for towing.



MDS8.50
mounted
shown with chain shielding

**TRACTOR PTO HP RANGE:
40 - 200 HP**

50-Series Dual-spindles Models

DS8.50 | 96-inch, pull-type

MDS8.50 | 96-inch, 3-point mounted

DS10.50 | 120-inch, pull-type

MDS10.50 | 120-inch, 3-point mounted

- Cuts brush up to 3 inches in diameter.
- Variable wheel spacing.
- New, advanced gearbox seal technology, designed for harsh conditions, reduces leaks and downtime and is backed by our six-year gearbox warranty – which includes the seals.

SPECIFICATIONS	MULTI-SPINDLE ROTARY CUTTERS	
	DS8.50 (PULL-TYPE) MDS8.50 (3-POINT MOUNTED)	DS10.50 (PULL-TYPE) MDS10.50 (3-POINT MOUNTED)
MODEL	DS8.50 (PULL-TYPE) MDS8.50 (3-POINT MOUNTED)	DS10.50 (PULL-TYPE) MDS10.50 (3-POINT MOUNTED)
Minimum Tractor PTO HP	40 hp pull-type 55 hp mounted	50 hp pull, semi-mounted 65 hp mounted
Hitch Category / Type	pull-type: pivoting clevis mounted: CAT 2 or 3 / clevis	
Cutting Width (inches)	96"	120"
Cutting Height Range (inches)	2-12"	
Cutting Capacity (inches)	3"	
Gearbox HP Rating	205 hp center, 160 hp spindle	205 hp splitter, 160 hp spindle
Blade Tip Speed	540 rpm / 14,886 fpm	540 rpm / 15,974 fpm, 1,000 rpm / 16,232 fpm (MDS only)
Deck Side Depth (inches)	13"	
Deck Thickness	10 ga. (135")	
Overall Width (inches)	103"	127"
Overall Length (inches)	pull-type: 150" (25" tires) mounted: 99"	pull-type: 162" mounted: 111"
Approximate Weight	pull-type: 2,238 lbs mounted: 2,069 lbs	pull-type: 2,537 lbs mounted: 2,373 lbs
Blade Dimensions (inches)	.5" x 4"	
Wheel Selection	laminated, severe duty new ag, foam filled new ag, 15" rims, used aircraft	
Optional Dual Wheels - Pull-Type	yes	
Quick-hitch Ready	yes	
Gearbox Warranty	6 years	



**FIELD RESEARCH
IS “THE SCIENCE OF
MARKETING” AND IT
GENERATES
INCREDIBLE
CUSTOMER-DRIVEN
INNOVATIONS**

Angela Larson Vice President, Marketing

No matter how much you scan the internet, watch videos, or talk with colleagues, you simply can't substitute the experience of visiting customers to talk to them face-to-face and watch them operate their equipment. Many of our new product ideas start or are validated by those customer visits. Since 2012, we've been practicing a disciplined research methodology called Voice of the Customer (VOC). In essence, VOC is “the science of marketing” and it has proven to generate incredible customer-driven innovations.



REAR DISCHARGE & TURF BATWING® FINISH MOWERS

Every rear-mount model in the Woods line-up offers the best features within our full line of finish mowers

- Designed for 15 – 75 horsepower tractors.
- High performance gearboxes require less maintenance.
- Floating lower hitch points allow the mower to follow uneven terrain.
- Industrial quality, reinforced blade spindle is designed for years of service.
- Available in a range of cutting widths from 4.5 to 7.5 feet.

Designed for Speed

Woods finish mowers help you maintain a beautiful lawn in less time. You'll look forward to using and maintaining your equipment with features that focus on your drive to get more done.

- Unique to the industry, our rounded front, tapered-side rear discharge deck allows you to mow with better maneuverability — reducing your trim time and increasing your productivity.
- Spring-loaded idler arms automatically maintain the correct tension on our strong custom-made belts, providing optimum run time.

Precision and Quality

For those who demand a professionally groomed lawn, Woods high-performance finish mowers ensure a clean, crisp, manicured appearance year after year.

- The combination of a deep deck, baffling and unique rear discharge design ensures exceptional material distribution and gives you the premium results that make the Woods name synonymous with “cut quality.”
- Manufactured exclusively to Woods' superior standards — heat-treated, alloy steel blades — provide maximum performance and precision cutting in applications such as large lawns, parks and sporting fields.
- Cast-iron belt sheaves with taper lock bushings and tapered roller bearings in the spindles offer exceptional strength and performance; standard on RD990X, PRD and TBW models.



TBW180
shown with standard
chain shielding

REAR DISCHARGE FINISH MOWERS

**TRACTOR PTO HP RANGE:
15 - 35 HP**

Models

RDC54 | 54-inch cutting width

RD60 | 60-inch cutting width

RD72 | 72-inch cutting width

- Hitch: Limited CAT 1 (RDC54) and CAT 1 (RD60 & RD72)



Deep Deck

4.6-inch deck depth, along with baffling and rear discharge design, ensure exceptional material distribution and a higher quality of cut.



Tubular Caster Arms

Tubular caster arms and heavy, tall deck rail supports (4.5 inches) increase strength and product life.

RDC54

Shown with optional chain shielding

Tapered Deck Design

Rounded front corners and tapered deck sides improve maneuverability and grass discharge while box-style construction offers superior deck strength.

SPECIFICATIONS		REAR DISCHARGE MOWERS		
MODEL	RDC54	RD60	RD72	
Tractor PTO HP Range	15-25 hp	15-35 hp	20-35 hp	
Hitch / Quick-hitch Compatible	Limited CAT 1 / no	CAT 1 / yes		
Cutting Width (inches)	54"	60"	72"	
Weight (lbs)	401	503	603	
Cutting Height Range (inches)	1-4.5"			
Overall Width (inches)	55"	61"	73"	
Deck Material Thickness	10 gauge	8 gauge		
Side skirt (inches)	10 gauge x 4.6" deep	8 gauge x 4.6" deep		
Gearbox HP Rating	25 hp	35 hp		
Blade Tip Speed	16,200 fpm	18,030 fpm	18,000 fpm	
Blade Overlap (inches)	1"	1.5"		
Blade Spindles / Bearings	3 cast iron housings / greasable ball bearings			
Tractor PTO Speed	540 rpm			
Driveline Size	CAT 3			
Belt	B-section Kevlar®			
Belt Adjustment	spring-loaded idler			
Cutting Area Shielding	chain shielding			
Mower Warranty	1 year residential or 90 days commercial			
Gearbox Warranty (limited)	3 year homeowners, 1 year commercial			

*** NOTE:** All RD-Series finish mower models pass all applicable safety standards for thrown object and blade contact without chain shielding. However, if these units will be used in areas where the possibility of thrown objects could be hazardous to persons or property, it is strongly recommended that optional chain shielding be used for extra protection.

REAR DISCHARGE FINISH MOWERS

FM

**TRACTOR PTO HP RANGE:
15 - 40 HP**

Models

PRD6000 | 60-inch cutting width

PRD8400 | 84-inch cutting width

PRD7200 | 72-inch cutting width

- Three-point hitch: CAT 1.
- Blade tip speeds: 18,100, 18,000 and 17,900 fpm.
- Ideal for mowing large lawns, sports fields, and parks.
- Features a strong, eight gauge steel deck and a powerful 60 hp gearbox.
- Kevlar® belt with clutching cover protects parts and increases lifespan.

- Anti-shimmy caster wheel springs reduce shock loads — tubular caster wheel arms add strength.
- Floating top link helps prevent scalping.
- Superior baffle design distributes material more evenly.



Offset Caster Arms

Caster arms can be adjusted inboard for more maneuverability and improved performance on rough ground (not available on PRD8400).



PRD7200
Shown with optional chain shielding

Anti-roll-off Casters

Roller bearing design and bolt-through solid rubber tires reduce possibility of roll-off.

SPECIFICATIONS		REAR DISCHARGE MOWERS		
MODEL	PRD6000	PRD7200	PRD8400	
Tractor PTO HP Range	15-40 hp	20-40 hp	25-40 hp	
Hitch / Quick-Hitch Compatible	CAT 1 / yes			
Cutting Width (inches)	60"	72"	84"	
Weight (lbs)	653	719	830	
Cutting Height Range (inches)	1-5.5"		1-4.25"	
Overall Width (inches)	62"	74"	86"	
Deck Material Thickness	8 gauge			
Side Skirt (inches)	8 gauge x 5.375" with .563" diameter skid rod bumper			
Gearbox HP Rating	60 hp			
Blade Tip Speed	18,100 fpm	18,000 fpm	17,900 fpm	
Blade Overlap (inches)	1.5"		2"	
Blade Spindles / Bearings	3 cast iron housing / greasable, tapered roller bearing			
Tractor PTO Speed	540 rpm			
Driveline Size	CAT 3			
Belt	B-section Kevlar® with clutching cover			
Belt Adjustment	spring-loaded idler			
Cutting Area Shielding	chain shielding			
Mulching Kit	optional			
Mower Warranty	1 year			
Gearbox Warranty (limited)	6 years			
Spindle Warranty (limited)	3 years			

FM REAR DISCHARGE FINISH MOWERS


Six-year Gearbox Warranty

With twice the oil capacity of many competitors and an improved breather system that maintains oil lubrication of gears, RD990X gearboxes carry a 6-year limited warranty to ensure years of worry-free performance.

Tapered Roller Bearings

Tapered roller bearings in caster wheels provide superior performance and longevity in rough conditions.

RD990X
shown with standard
chain shielding



Replaceable Side Skids

Replaceable side skids attach to heavy side frames for durability and long life.

SPECIFICATIONS	REAR DISCHARGE MOWERS
MODEL	RD990X
Tractor PTO HP Range	45-75 hp
Hitch / Quick Hitch Compatible	CAT 1 & 2 / yes
Cutting Width (inches)	90"
Weight	1,333 lbs
Cutting Height Range (inches)	1.5-7"
Overall Width (inches)	97"
Deck Material Thickness	7 gauge
Side Skirt (inches)	.31 x 8.5" with skid shoes
Gearbox HP Rating	75 hp
Blade Tip Speed	17,000 fpm
Blade Overlap (inches)	2"
Blade Spindles / Bearings	3 cast iron housings / greasable tapered roller bearings
Tractor PTO Speed	540 rpm
Driveline Size	CAT 4
Belt	Powerband w/ double B-section
Belt Adjustment	spring-loaded idler
Cutting Area Shielding	chain shielding
Mulching Kit	-
Mower Warranty	1 year
Gearbox Warranty (limited)	6 years
Spindle Warranty (limited)	3 years

TRACTOR PTO HP RANGE: 45 - 75 HP

Model

RD990X | 90-inch cutting width

The Woods RD990X rear discharge finish mower is tough yet versatile enough to move from rough, weedy farmland to commercial lawns and landscapes.

- Three-point hitch: CAT 1 and 2.
- Blade tip speed: 17,000 fpm.
- Takes down grass and light weeds, and leaves a high grade finish cut behind.
- Features a Quick-Change blade system, an extra strong double B-section belt, and anti-wrap bars that prevent damage caused by material wrapped around lower spindle.
- Deep deck and stump jumper blade carrier with free-swinging blades ideal for rough grass.
- Floating lower hitch points allow the mower to follow uneven terrain.
- Chain shielding standard.



▶ VIDEO

Our flexible wing finish mowers deliver Woods' proven cutting deck in a three-gang configuration mounted to a heavy-duty trailer.

- Carrier bearing on the input driveline provides support, making it easier to attach to the tractor and allowing tighter turns (not available on TBW150C).
- Superior cutting capabilities are combined with contoured wing decks to let you quickly cut large, uneven areas of turf without sacrificing cut quality.
- Rounded front, tapered rear deck design allows mowing close to objects without damage.
- Round skid rod glides deck bottom over roots and uneven turf—adding strength to the deck skirt.
- Standard six-year gearbox limited warranty and three-year spindle warranty (not available on TBW150C).

TRACTOR PTO HP RANGE: MINIMUM 25 HP

Estate Model

TBW150C | 12.5-foot cutting width

This 12.5-foot mower provides a beautifully finished cut making short work of large lawns. Based on testimonials, the TBW150C could reduce two days of mowing into as little as four-and-a-half hours.

- Blade tip speed: 16,200 fpm.
- Three decks mounted to heavy-duty trailer from triple cut capacity; mow up to seven acres per hour at five miles per hour.



Floating Hitch

Floating hitch design flexes to allow the mower to follow the terrain with less stress and wear on the tractor drawbar. Adjustable to allow better fit on multiple tractor drawbar heights. Standard on the TBW144, TBW180 and TBW204.

TURF BATWING® FINISH MOWERS

**TRACTOR PTO HP RANGE:
30 - 80 HP**

Models

TBW144 | 12-foot cutting width

TBW180 | 15-foot cutting width

TBW204 | 17-foot cutting width

- Blade tip speeds: 18,000 fpm.
- Tapered roller bearings in wheels and blade spindles.
- Options include mulching kits on TBW180 and TBW204, highway light kit and anti-scalp roller kits on all three models.

Woods commercial Turf Batwing® finish mowers are designed for outstanding cut quality and built for a long, durable life.



TBW180
Shown with standard
chain shielding

TURF BATWING® FINISH MOWERS

FM



TBW180
shown with standard
chain shielding

SPECIFICATIONS					TURF BATWING FINISH MOWERS				
MODEL	ESTATE MODEL		COMMERCIAL MODELS						
	TBW150C	TBW144	TBW180	TBW204					
Tractor PTO HP Range	25-60 hp	30-80 hp	35-80 hp	40-80 hp					
Input Driveline	CAT 3 (constant velocity)		CAT 4 (constant velocity)						
Wing Drivelines					CAT 3				
Cutting Width (feet)	12.5'	12'	15'	17'					
Cutting Height Range (inches)	1-4.5"	1-5"	1-5"	1-5"					
Wing Deck Cutting Width (inches)	54"	48.5"	60"	72"					
Deck Overlap	6.15"	6.5"	6"	6"					
Overall Width (inches)	151"	146"	182"	206"					
Transport Width (inches)	93"	96"	100"	114"					
Maximum Overall Length (inches)	135"	173"		183"					
Transport Length (inches)	126"	158"		161"					
Splitter Gearbox HP					100 hp				
Blade Tip Speed	16,200 fpm				18,000 fpm				
Drive Type					gearbox over v-belt				
Transport Tires	(2) 20" x 8"		(2) 20.5" x 8-10						
Caster Wheel Bearings	power metal bushing	tapered roller bearings							
Caster Wheels	(10) 4 x 10 solid	(10) 15 x 6-6 pneumatic	(10) 18 x 9.5-8 solid						
Deck Thickness	10 gauge steel plate	8 gauge							
Wing Deck Lift Cylinders	3" x 10" single acting	3.5" x 10" single acting							
Center Deck Lift Cylinders					3" x 8" single acting				
Trailer Frame Construction (inches)					.25" wall tubing				
Hitch Adjustment					floating clevis, multi-position				
Blade Spindles Bearings	greasable ball bearings	greasable tapered roller							
Blade Dimensions (inches)	(9) .25" x 2.5"	(9) .25" x 2.5"							
Blade Spindles	(9) cast iron	(9) cast iron							
Cutting Height Adjustment					spacer on caster				
Belts					B-section, Kevlar®				
Belt Adjustment					spring-loaded idler				
Chain Shielding	optional	standard							



Folds For Storage

With a folded transport width of only 93 inches the TBW150C can fit into a standard 8-foot garage door.

Transport Latching System

The transport latching system automatically engages when the decks are raised into transport position. Simply pull the release rope or engage the optional hydraulic latch release to lower the decks into the operating position with minimum effort.

A black and white photograph of a man with short hair, wearing a dark, vertically striped button-down shirt. He has his arms crossed and is looking directly at the camera. The background is a workshop or garage, with a large number '18' visible on a wall panel. The lighting is dramatic, with strong highlights and deep shadows.

**WE HAVE A
LONG HISTORY OF
UNDERSTANDING
OUR COMPETITORS
AND TESTING
THEIR EQUIPMENT**

Rob Dewey Vice President, Engineering

At the very beginning of developing a new product, we test our competitors' equipment. We rate them based on what customers value: How well do they perform? How much horsepower do they use? How easy are they to attach to the tractor? How good do they look or are they just plain ugly? After all that, then we start working on our design.



ZERO-TURN RADIUS MOWERS

FZ Front-Mount Series

Ideal for long periods of mowing when maximum productivity and comfort are important. Snow thrower, winter enclosure, and broom attachment deliver year-round versatility.

Models

FZ22-2 | 22 hp gas **FZ27** | 27 hp gas
FZ25D | 25 hp diesel

Options

- 15-cubic-foot grass collection system
- Mulching kit



▶ VIDEO

Woods Zero-Turn Radius Mowers

If you're looking for top-of-the-industry performance, you'll be glad you chose a Woods zero-turn mower. Woods was one of the early entries into the zero-turn market, offering ZT's for 30+ years. Our zero-turn mowers are built to full commercial standards and feature Woods' legendary quality, making them as tough as they come.

Woods FZ-Series front-mount mowers have cutting decks mounted in front of the tractor and operator. With a long wheelbase, they distribute weight more evenly, improving the comfort of your ride compared to other commercial mowers. And, your fatigue is greatly reduced with the full suspension seat—a standard feature. The long wheelbase also makes it easier for you to drive on long straights. Plus, with the deck out in front, your visibility is better and it is easy to trim around and cut under low growing trees and foliage.

Think of your Woods FZ-Series as more than a mower — think of it as a compact power unit that can help you do more than cut grass. Your investment in a front-mount zero turn gives you the option to add attachments such as a grass and leaf collection system, dozer blade, snow thrower, and broom. For those wintery chores, add an enclosure and your machine works year-round.



FZ22-2



MX V-Baffle

MX V-Baffle creates strong suction, lifting grass for a precision cut and keeping dust under the deck.

Accessories

Sunshade

Stay cooler with this hard plastic shade.

Headlight Kit

Improve visibility when working at dusk or after dark.

Winter Enclosure

Stay warm while moving snow, includes manual wiper (headlights and power wiper optional).



TrueFloat Decks

Full float, side-discharge mowing decks; decks “float” both up and down and side-to-side to follow contour of ground for better cut; anti-scalp roller standard.

Extended Footrest

Ride with even greater comfort (will not work with winter enclosure, blade or broom).

Mulching Kit

Designed to leave behind finely shredded clippings of grass and leaves.

SPECIFICATIONS			
MODEL	FZ22-2	FZ27	FZ25D
Horsepower	22 gas	27 gas	25 diesel
Engine	Kawasaki V-Twin OHV	Kohler V-Twin OHV	Kubota 3-cylinder Liquid-cooled
Lubrication	Full pressure with spin-on filter		
Air Filter System	Dual-clean / pleated with foam pre-cleaner	Heavy-duty canister style – dual element	
Fuel Capacity	8.5 gallons		11 gallons
Speed (forward)	9 mph	10 mph	12 mph
Drive System	Hydro-gear transaxle, model ZT3400, spin-on automotive style oil filter	Twin hydrostatic pumps and separate wheel motors; spin-on automotive style oil filter – uses 20W50 weight oil	
Drive Tires (inches)	23" x 10.5" – 12 turf, or 23 x 10.5-12 Chevron		
Decks Available (inches)	MX – 54", 61"		
Deck Design	Fabricated 5" deep deck w/welded bumper, patented V-Baffle system, TrueFloat deck suspension, 3-bearing greasable spindles		
Cutting Height (inches)	1" – 5"		
Blade Tip Speed	16,500 fpm for 54"; 17,800 fpm for 61"	17,800 fpm for 54"; 18,400 fpm for 61"	
Deck Tilt / Height Adjust	Patented PowerTilt option on MX deck with power height adjustment		
Est. Weight with 61" Deck	1,508 lbs	1,704 lbs	1,751 lbs
Features	Fully adjustable suspension seat, cup holder, storage compartment, hour meter, flexible ShrubSaver, discharge chute, tilt seat (FZ22-2 only)		
Options Available	Mulching kits, blower-driven grass collection system and snow thrower 50", dozer blade 60", sweeper 60", cab (excludes FZ22-2), headlights, tire chains		
Warranty (limited)	2 years / 2,000 hours		

View all available accessories and attachments at woodsequipment.com or visit your local Woods Dealer.

Attachments



Brooms, 60-inch

FSW6000F Fixed-angle model; angles 30 degrees to the right.

FSW6000T Adjustable-angle model; angles 25 degrees to left or right; includes electrical lift.



Snow Thrower

Single stage 50-inch swath; manual discharge chute turns 180 degrees; adjust angle from seat (no cab for FZ22-2).



Dozer Blade, 60-inch

With 25 degree angle, right or left.

PowerTilt Deck

Powered tilt allows deck to be raised for cleaning and maintenance. Includes powered deck height adjustment. Controls are conveniently located on tractor console.



Tire Options

Turf Tread Tires

Turf tread tires with low ground pressure provide traction to protect your lawn.

Chevron Tread Tires

Chevron tread pattern offers high traction on slopes and rough terrain.



CENTER DRIVE FLAIL SHREDDER

**TRACTOR PTO HP RANGE:
MINIMUM 90 - 240 HP**



**Tri-lateral Hood
Allows Quadruple
Shredding Action**

The first cut occurs at the cutting level, the second at the front panel, the third at the top of the shredder, and the fourth cut occurs at the back of the shredder.

Standard L Knife

Heat-treated, 6mm reversible for long life.

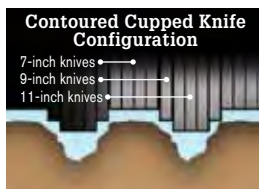
HD-Cotton L Knife

Heat-treated, Duraface®, 8mm reversible for longer life and durability in severe conditions.



**Cupped
Knives**

Create vacuum action to lift foliage off the ground and up into the shredder; can be used in combination with L knives.



**Contour
Cupped
Knives**

Three different length cup knives; great for defoliating potato vines or other root crops grown on ridges.


Center Drive Models

S15CD | Cutting width: 183 inches
S22CD | Cutting width: 271 inches
S27CD | Cutting width: 327 inches

S20CD | Cutting width: 247 inches
S25CD | Cutting width: 303 inches
S30CD | Cutting width: 363 inches

- High capacity gearbox with large oil volume reduces heat buildup, extending bearing and gear life.
- Specially designed oil seal protectors prevent vines from encasing and damaging gearbox oil seals.
- 12.75-inch diameter flail tubes with spiral mounted knives feature increased rigidity, resulting in smoother operation.

SPECIFICATIONS	CENTER DRIVE FLAIL SHREDDERS					
	S15CD	S20CD	S22CD	S25CD	S27CD	S30CD
Minimum Tractor PTO HP	90 hp	120 hp	132 hp	150 hp	162 hp	240 hp
Tractor PTO	1,000 rpm					
Cutting Height (inches)	2"-14"					
Cutting Width (inches)	183"	247"	271"	303"	327"	363"
Overall Width (inches)	190"	254"	278"	310"	334"	380"
Approximate Weight (lbs)	4,248	5,038	5,308	5,838	6,138	6,958
Number of L Knives	168	232	256	288	312	352
Lift HP Required	90	120	135	150	165	190
Pull HP Required	90	120	135	150	165	N / A
Gearbox HP Rating	300 hp					
Gearbox Warranty (limited)	5 year					
Driveline 2 Point & 3 Point	CAT 6					
Pull-type	CAT 6 CV					
Hood Type	smooth, trilateral shape					
Hood Thickness (inches)	.18" (optional wearliner available)					
End Plate Thickness (inches)	.25"					
Flail Tube Diameter (inches)	12.75"					
Flail Tube End Bearing (inches)	2.18" (2-3/16")					
Shielding	rubber belting or steel flaps					
Wheel Size (inches)	9.5" x 15"					
Knife Retention	bolt-on (no D-rings)					
Knife Pattern	spiral					
Knife Types	double-edged L (6mm), double-edged HD-cotton Duraface® (8mm) L; cup or contour cup					
Wheel Arm Types	rigid strut or caster					caster
Optional Friction Clutch	24,000 lbs inch rating					n/a
Automatic Clutch	30,000 lbs inch rating (1.75" 20 PTO only)					standard
Optional Hitches	2-point, 3-point (quick-hitch compatible) pull					3-point mounted



▶ VIDEO

Discharge Chute

Superior discharge chute design resists plugging.

Augers

Augers with optimized feed paddles and excellent feeding ability.

SB84

SNOW BLOWERS

- Tractor HP range: 15–175 hp
- Available in six working widths from 54 to 108 inches
- Two-stage design gives you more throwing force with less horsepower

TRACTOR PTO HP RANGE: 15 - 60 HP

Models

SB54S | Tractor PTO HP range: 15–25 hp

SB64S | Tractor PTO HP range: 15–35 hp

SB74C | Tractor PTO HP range: 30–50 hp

SB84C | Tractor PTO HP range: 35–60 hp

- Designed specifically for subcompact and compact tractors.
- Move large amounts of snow in a short time with working widths from 54 to 84 inches.
- Get more throwing force with less horsepower than single-stage snow blowers with Woods' two-stage design.
- Reinforced steel side plates offer exceptional durability.
- Make quick and easy adjustments using the optional hydraulic or electric chute rotator.

4-Blade Fan

More efficient 4-blade fan design moves snow faster.



TRACTOR PTO HP RANGE: 60 - 175 HP

Models

SS84-2 | Tractor PTO HP range: 60–80 hp

SS96-2 | Tractor PTO HP range: 80–150 hp

SS108-2 | Tractor PTO HP range: 125–175 hp

- These heavy-duty snow blowers have plenty of room to tackle the big storms with working widths from 84 to 108 inches, and up to a 38-inch working height.
- Adjustments are a breeze with the 200-degree hydraulic chute rotation — standard on every SS model.
- Ensure fast, easy and safe hook-ups with ASABE quick-hitch compatibility.
- Double your snow throwing power with two feeder augers on the SS96-2 and SS108-2 models.

SPECIFICATIONS								SNOW BLOWERS							
MODEL	SB54S		SB64S		SB74C		SB84C		SS84-2		SS96-2		SS108-2		
Tractor PTO Horsepower	15-25 hp		15-35 hp		30-50 hp		35-60 hp		60-80 hp		80-150 hp		125-175 hp		
Tractor PTO Speed					540 rpm				540 / 1,000 rpm						
Tractor Hitch	CAT 1				CAT 1 & 2				CAT 2 & 3						
Working Width (inches)	54"		64"		74"		84"		84"		96"		108"		
Transport Width (inches)	56"		66"		76"		86"		88"		100"		112"		
Working Height (inches)	24"				26"				38"						
Approximate Weight (lbs)	415		436		592		632		1,210		1,420		1,741		
Driveline	CAT 3								CAT 4						
Driveline Protection	shear bolt								shear bolt / clutch						
Drive Type - Fan	gearbox								gearbox & chain						
Drive Type - Auger	gearbox & chain								gearbox & chain						
Number of Feeder Augers	1								1, 2 optional		2				
Auger Flighting (inches)	.31" x 2"								.31" x 3"						
Chute Rotation	270°								200°, hydraulic						
Hydraulic Chute Rotator	optional								standard						
Fan Diameter (inches)	22"				24"				33"						
Fan Depth (inches)	6"				8"				9"						
Adjustable and Replaceable Skids	yes								yes						
Bolt-on Cutting Edge	no								yes						
Telescoping 3-point Hitch	no								yes						



**TO INNOVATE,
IT HELPS TO
STEP BACK AND
WALK AWAY FROM
THE PROBLEM
WE'RE TRYING
TO SOLVE**

Cory Sarver Engineering Manager

When we were working on the idea for interchangeable tools on our seeders, we had to get outside of "project management mode" and visit customers to focus on how seeders and planters were being used in the field and who was using them. To innovate, it helps to step back and walk away from the problem we're trying to solve.



SUPERIOR DESIGN ▪ **SUPERIOR DURABILITY** ▪ **SUPERIOR STYLE**

LANDSCAPE EQUIPMENT

Whether your landscape projects are contained in your own backyard or the way you make your living, you want equipment that's easy to use, easy to maintain, and built to last. That's what Woods delivers.

We build a full line of tools to tackle a variety of projects, such as putting in a new garden, reshaping a driveway, or cleaning up. We'll help you get the most out of the investment you've made in your tractor. And, at the end of the day, we'll help you feel good about all the chores you checked off your list.

Pull it all together and you've got Woods Power — power to be more productive.

Box Scrapers: Our Woods® and Gannon® brands, are designed with exceptional strength and versatility to move large amounts of material.

Grading Scrapers: Ideal for leveling dirt and gravel in driveways, lawns and fields.

Rear Blades: Move dirt, grade driveways, and clear snow.

Landscape Rakes: Great for clean-up jobs and fine raking.

Post Hole Diggers: Power through a variety of soil conditions and projects, like planting trees and shrubs or installing deck or fence posts.

Quick Hitch

Woods TQH1 quick hitch makes easy work of changing from one 3-point attachment to another. When hooking up to many implements, you never have to leave the tractor because lower hooks automatically lock implement into place.

- Heavy-duty steel construction with adjustable top link bracket.
- Seven-eighths-inch mounting pins and adapter bushings.
- Lower arms lock automatically.
- Ensure fast, easy and safe hook-ups with ASABE quick-hitch compatibility.



TQH1



SPECIFICATIONS	TQH1	TQH2
Tractor Hitch	CAT 1	CAT 2
Width (inches)	27.25"	27.25"
Approximate Weight (lbs)	75 lbs	75 lbs
Mounting Pin Diameter (inches)	.875"	.875"
Adapter Bushing Diameter (inches)	1.125"	1.125"



WOODS

**TRACTOR HP RANGE:
UP TO 45 HP**

GBC48 | 48-inch **BSS54** | 54-inch
BSS60 | 60-inch **BSS65** | 65-inch
BSS72 | 72-inch

- Hardened scarifier teeth with replaceable tips.
- High-carbon reversible/replaceable cutting edges leaves a level finish.



**GBC48 / BSS54 / BSS60 /
BSS65 / BSS72**

SPECIFICATIONS		WOODS BOX SCRAPERS					
MODEL	GBC48	BSS54	BSS60	BSS65	BSS72	BSM72	BSM84
Tractor Engine HP Range	up to 25 hp	up to 45 hp				40-65 hp	
Tractor Hitch	CAT 0, ltd 1 & 1	CAT 1				CAT 1 & 2	
Working Width (inches)	48"	54"	60"	65"	72"	72"	84"
Capacity (cubic feet)	6.8	10.3	11.5	12.5	13.8	13.8	16.2
Approximate Weight (lbs)	285	486	514	528	551	680	750
Scarifier Depth (inches)	0-1.5"	0", 1.5" or 3" adjustable					
Number of Scarifiers	4	4	5	5	6	6	7
Tailgate Type	fixed				fixed, floating optional		
Cutting Edges					2		



**TRACTOR HP RANGE:
40 - 65 HP**

BSM72 | 72-inch **BSM84** | 84-inch

- Offers optional floating, hinged tailgate to provide maximum down force on cutting edge.
- End plates: .5-inch – 33% heavier end plates than our BSS models.
- One-quarter-inch plate welded inside of end plates to increase life.

SPECIFICATIONS		GANNON INDUSTRIAL 4X4 BOX SCRAPERS									
MODEL	REPLACEABLE WEAR PLATE						SOLID END PLATE				
	72HSD	76HSD	80HSD	84HSD	88HSD	92HSD	80HXD	84HXD	88HXD	92HXD	96HXD
Tractor Engine HP Requirement	40-90 hp						40-100 hp				
Tractor Hitch Class							CAT 2				
Working Width (inches)	72"	76"	80"	84"	88"	92"	80"	84"	88"	92"	96"
Height (inches)							24.5"				
Operating Weight (lbs)	1,230	1,247	1,263	1,280	1,297	1,310	1,236	1,280	1,297	1,310	1,327
Depth (inches)							40.19"				
Heaped Capacity (cubic feet)	25.7	27.0	28.6	30.0	31.6	32.9	28.6	30.0	31.6	32.9	34.3
End Plate Thickness (inches)							.5"				
Replacement End Plate Wear Bits	yes						no				
Number of Cutting Edges							2				
Cutting Edge Size (inches)							.5" x 6"				
Number of Shanks							8				
Tailgate Type	fixed						fixed				

WOODS AND GANNON BOX SCRAPERS

Tackle the toughest spreading and grading jobs with Woods® and Gannon® brand box scrapers. From the reinforced steel A-frame to the tough, reversible cutting edge and replaceable scarifiers, our box scrapers deliver exceptional durability and versatility.

- Easily carve into sod and dirt with full-length, high-strength, double beveled cutting edges.
- Widths from 48 to 96 inches to match a variety of jobs.
- Tackle the most rugged jobs with high-strength moldboards.
- Ensure fast, easy and safe hook-ups with ASABE quick-hitch compatibility.



**TRACTOR HP RANGE:
40 - 80 HP**

Take advantage of the Gannon name recognized throughout the construction industry as having superior durability, quality and strength.

Gannon® Industrial 4 x 2 and 4 x 4 Models

- Ideal for landscapers, farmers, contractors, and municipalities.
- Scarify, level, grade and backfill.
- Ensure fast, easy and safe hook-ups with ASABE quick-hitch compatibility.
- Large capacity box—no gussets or bars to obstruct material boiling.
- Unique maxi-load shape moldboard minimizes tractor drag.
- Replaceable, heat-treated scarifier teeth and replaceable side-wear plates available (on some models).
- Reversible/replaceable high-carbon cutting edges.



SPECIFICATIONS		GANNON INDUSTRIAL 4X2 BOX SCRAPERS								
MODEL	65LB	65HB	72LB	72HB	76LB	76HB	80LB	80HB	84HB	
Tractor Engine HP Range	40-80 hp									
Tractor Hitch Class	CAT 1 & 2									
Working Width (inches)	65"		72"		76"		80"		84"	
Height (inches)	19.31"	24.5"	19.31"	24.5"	19.31"	24.5"	19.31"	24.5"		
Operating Weight (lbs)	925	1,020	1,002	1,100	1,040	1,140	1,075	1,170	1,200	
Depth (inches)	39.5"									
Heaped Capacity (cubic feet)	20.8	23.2	23.0	25.7	24.3	27.3	25.7	28.6	30.0	
End Plate Thickness (inches)	.5"									
Replacement End Plate Wear Bits	no									
Number of Cutting Edges	2									
Cutting Edge Size (inches)	.5" x 6"									
Number of Shanks	6			8						
Tailgate	yes									

GRADING SCRAPERS

Woods grading scrapers are ideal for leveling, whether you're filling potholes in gravel driveways or removing a soil berm after installing field tile.

- Heavy-duty mast plate creates more down force for smoother surface and virtually eliminates washboard effect.
- Adjustable skid shoes and scarifiers increase performance.
- Tall side frames hold more material for leveling.
- Approachable leading edges and structural reinforcements keep scraper stronger for longer.
- Reversible/replaceable high-carbon cutting edges.



GSS72P

TRACTOR HP RANGE:
15 - 45 HP

Models

GSS54/GSS54P | 53-inch

GSS60/GSS60P | 59-inch

GSS72/GSS72P | 71-inch

- Three-point hitch: Limited CAT 1 and 1.
- Fourteen- and sixteen-inch box heights.



All models available without scarifiers when deep tillage is unnecessary. Grading scrapers without scarifiers have no shank pockets.

TRACTOR HP RANGE: 30 - 65 HP

Models

GSM84/GSM84P | 83-inch

GSM96/GSM96P | 95-inch

- Three-point hitch: CAT 1 and 2.
- Sixteen-inch box height — one of the tallest in the industry.



GSM96P

SPECIFICATIONS	GRADING SCRAPERS				
	GSS54 / GSS54P	GSS60 / GSS60P	GSS72 / GSS72P	GSM84 / GSM84P	GSM96 / GSM96P
Tractor Engine HP Range	15-30 hp	20-45 hp		30-65 hp	
Hitch Category	Limited CAT 1 & CAT 1	CAT 1		CAT 1 & CAT 2	
Working Width (inches)	53"	59"	71"	83"	95"
Overall Width (inches)	58"	64"	76"	88"	100"
Overall Length (inches)	42"			46"	
Box Height (inches)	14"			16"	
Weight without Scarifiers (lbs)	349	493	580	664	712
Weight with Scarifiers (lbs)*	409	553	655	754	802
Number of Scarifiers*	4		5	6	
Scarifier Adjustments*	-4.0, -2.5, -1.0, +1.0		-2.5, -1.0, +0.5, +2.5		
Reversible Cutting Edge (inches)				0.5" x 6"	
Skid Shoe Adjustment	-0.75 to +0.75		-1.0 to +0.5		
Lower Hitch Design	clevis				

* Premium models only: GSS54P, GSS60P, GSS72P, GSM84P, GSM96P

TRACTOR HP RANGE: UP TO 45 HP

Models

RBS54 | 53-inch **RBS60P** | 59-inch
RBS60 | 59-inch **RBS72P** | 71-inch
RBS72 | 71-inch **RBS84P** | 83-inch

- Formed moldboard made from high-strength steel provides exceptional rigidity and pivots 360°.
- Reversible, bolt-on cutting edge adds to product life and enables easy replacement.
- Tilt and offset functions for advanced grading applications (premium models).
- Fast, easy, and safe hook-ups with ASABE Quick Hitch compatibility.
- Optional skid shoes for depth control, optional parking stand for easier attachment, and optional end plates (premium models) for moving more material.



RBS72
Rear Blade

Ideal for grading dirt or gravel, cleaning up construction sites and moving snow.

SPECIFICATIONS

MODEL	RBS54	RBS60	RBS72	RBS60P	RBS72P	RBS84P
Tractor Engine HP	up to 30 hp			20-45 hp		
Tractor Hitch	Limited CAT 1 & 1			CAT 1		
Working Width	53"	59"	71"	59"	71"	83"
Moldboard Height	12"			15"		
Moldboard Thickness	0.182" (grade 80 steel)			0.250" (grade 80 steel)		
Weight	134 lbs	142 lbs	156 lbs	268 lbs	288 lbs	308 lbs
Double-beveled, Reversible Cutting Edge Dimensions	0.375" x 6"			0.5" x 6"		
Angle Adjustments	5 positions up to 30°					
Offset Adjustments	–	–	–	up to 12" left or right		
Tilt Adjustments	–	–	–	up to 15°		
End Plates	–	–	–	optional		
Skid Shoes	optional					
Tailwheel	–	–	–	–	–	–
Parking Stand	optional					
ASABE Quick-hitch Compatible	yes					



RB72.50

TRACTOR HP RANGE: 30 - 65 HP

Models

RB72.50 | 71-inch
RB84.5 | 83-inch
RB96.50 | 95-inch

- Seventeen-inch high, 1/4-inch thick moldboard.
- Double-beveled, reversible, and hardened cutting edge for long life.
- Fully manual offers angle, offset, and tilt adjustments.
- Optional end plates, skid shoes, and hydraulic angle kit (includes relief valve).
- Convenient parking stand is standard.

TRACTOR HP RANGE: 40 - 85 HP

Models

RB84.60 | 83-inch
RB96.60 | 95-inch

- Seventeen and 1/2 inch high, 5/16-inch thick moldboard.
- Double-beveled, reversible, and hardened cutting edge for long life.
- Choose manual or hydraulic, featuring angle, offset, and tilt adjustments.
- Optional end plates, skid shoes, tailwheel, and selector valve.
- Convenient parking stand is standard.

TRACTOR HP RANGE: 50 - 150 HP

Models

RB750 | 83-inch
RB850 | 95-inch
RB990 | 107-inch
RB1010 | 119-inch

- Three-point hitch: CAT 2 and 3.
- Available as fully hydraulic, fully manual or combination cylinder options.
- Fully hydraulic models allow precise blade and material control (angle, tilt, and offset).
- Tough, dozer-type full box construction.

SPECIFICATIONS

MODEL	RB72.50	RB84.50	RB96.50	RB84.60	RB96.60	RB750	RB850	RB990	RB1010
Tractor Engine HP	30-65 hp			40-85 hp		50-100 hp		80-150 hp	
Tractor Hitch	CAT 1 & 2			CAT 1 & 2		CAT 2		CAT 2 & 3	
Working Width	71"	83"	95"	83"	95"	83"	95"	107"	119"
Moldboard Height	17"			17.5"		17"		18"	
Moldboard Thickness	0.25" (grade 80 steel)			0.313" (grade 80 steel)		0.313"		0.25"	
Weight	455 lbs	475 lbs	495 lbs	705 lbs	730 lbs	1,193 lbs	1,233 lbs	1,483 lbs	1,535 lbs
Double-beveled, Reversible Cutting Edge Dimensions	0.5" x 6"								
Angle Adjustments	7 positions up to 45° (mech or hyd)			up to 45° (mech or hyd)		9 forward up to 60°; 5 reverse up to 30° (mech or hyd)		up to 60° (hyd)	
Offset Adjustments	6", 12", 18" left or right			up to 20" (mech or hyd)		up to 24" (mech or hyd)		up to 33" (mech or hyd)	
Tilt Adjustments	5 positions up to 23°			up to 23° (mech or hyd)		up to 30° (mech or hyd)		up to 28° (mech or hyd)	
End Plates				optional				-	
Skid Shoes				optional				-	
Tailwheel	-					optional			
Parking Stand						standard			
ASABE Quick-hitch Compatible						yes			



Woods landscape rakes are built with rugged durability for tough clean-up jobs, as well as fine raking features for light-duty lawn care and general maintenance.

TRACTOR HP RANGE: UP TO 45 HP

Models

LRS52 52-inch	LRS72P 72-inch
LRS60 60-inch	LRS84P 84-inch
LRS72 72-inch	LRS96P 96-inch

- Heavy pivot components increase product longevity.
- Large, structural tine beam channel holds alloy spring steel tines firmly.
- Fast, easy and safe hook-ups with ASABE quick-hitch compatibility.
- Optional gauge wheels allow better depth control and optional parking stand for easier attachment.



SPECIFICATIONS	LANDSCAPE RAKES					
	LRS52	LRS60	LRS72	LRS72P	LRS84P	LRS96P
Tractor Engine HP Range	up to 30 hp			20-45 hp		
Tractor Hitch	Limited CAT 1 & CAT 1			CAT 1		
Working Width (inches)	52"	60"	72"	72"	84"	96"
Approximate Weight (lbs)	156	168	186	264	288	311
Pivot Angle	forward - 5 @ 15°, reverse - 5 @ 15°					
Tines Dimensions(inches)	5/16" x 1"					
Tines Spacing(inches)	1"					
Gauge Wheels	optional					
ASABE Quick-hitch Compatible	yes					
Parking Stand	optional					



Four sizes in three duty classes

TPD95

TRACTOR PTO HP RANGE: 14 - 95 HP

Models

TPD25 | Tractor PTO HP range: 14 – 25 hp

TPD35 | Tractor PTO HP range: 20 – 35 hp

- Three-point hitch: CAT 0, Ltd 1 and 1.
- Auger bits available in 6-, 9-, and 12-inch by 36-inch sizes.

Model

TPD65 | Tractor PTO HP range: 25 – 65 hp

- Three-point hitch: CAT 1 and 2.
- Auger bits available in nine different sizes.

Model

TPD95 | Tractor PTO HP range: 35 – 95 hp

- Three-point hitch: CAT 1 and 2.
- Auger bits available in six different sizes.



Ideal for landscapers, farmers, and municipalities planting trees and shrubs or installing decks and fencing in all soil types and conditions.

SPECIFICATIONS	POST HOLE DIGGERS			
	TPD25	TPD35	TPD65	TPD95
Tractor PTO HP Range	14-25 hp	20-35 hp	25-65 hp	35-95 hp
Tractor Hitch	CAT 0, Ltd 1, & 1	CAT 1	CAT 1 & 2	
Approximate Weight (without auger)	140 lbs	146 lbs	194 lbs	238 lbs
Drive Type	gearbox			
Tractor PTO Speed	540 rpm			
Shear Pin	standard			
Positioning Handle	standard			
Hydraulic Downforce Kit	optional			
Parking Stand	optional			
Auger (Diameter x Length)	6", 9", 12" x 36"	6", 9", 12", 18" x 48"	6", 9", 12", 18", 24", 30" x 48"	
Auger Extension	optional (12")			

- Heavy-duty welded construction and shear pin increase product longevity.
- Rugged gearbox with tapered roller bearings withstands shock load to handle the toughest projects.
- Wide range of auger bits ensures the best tool for any application.
- Positioning handle standard for easy operating.
- Optional hydraulic downforce kit and parking stand.
- Six-year gearbox warranty.

WOOD & BRUSH EQUIPMENT

At Woods, performance starts with research and design. Like a kinetic log splitter designed after months of feedback from professionals – so popular with our testers that they wouldn't give it back.

We think you'll feel the same about your Woods equipment ... for years and years.

3-POINT LOG SPLITTER

Model

HLS3

- Fits CAT 1 and CAT 2 tractors.
- Attaches inline to tractor, offering a large operator work area.
- Beam manufactured in the USA from high-strength US steel, reinforced in high-stress areas.
- Log Cradle patented design is integrated with foot plate for added strength and durability.
- Precision-engineered 8" wedge cleanly splits even the most difficult wood, such as wet, stringy elm.
- Operates in horizontal or vertical position.

SPECIFICATIONS	
MODEL	HLS3
Hitch Type	3-point
Hitch Category	CAT 1 & 2
Cylinder	4" dia. x 24" stroke
Valve	auto-return
Maximum Splitting Force**	20 tons
Operation	horizontal and vertical
Log Capacity	24.5" length (61 cm)
Cycle Time**	13 seconds
Dimensions	working height 25" (63.5 cm); length 82.5"; width 48.2"

** Tonnage and cycle times may vary depending upon mechanical and environmental conditions.



The Woods 3-point log splitter fits CAT 1 and CAT 2 tractors, and is easy to move without the hassle of trailering.

Accessories

Work more easily and efficiently with our exclusive Log Catcher and 4-Way Wedge attachments, sold separately.



Log Catcher



4-Way Wedge

KINETIC LOG SPLITTER

Kinetic energy is released in a burst that drives the log forward into a 6-inch hardened wedge, splitting the wood in 2 or 3 seconds – 6x faster than hydraulic splitters. This tremendous increase in splitting speed significantly increases productivity, even on large, tough, gnarled wood. Our innovative features were developed and tested with professional firewood producers, resulting in a superior, commercial-grade splitter.

Model

KLS

- 2- to 3-second cycle time.
- No hydraulic fluid or parts – easy to maintain.
- Precision, heat-treated steel alloy rack and pinion gear system made in the USA.
- Uses less fuel than hydraulic splitters, which saves money.
- Two-handed operation from either side.
- Patent-pending handle design, with torsion springs virtually eliminates kickback – work for hours without tiring.
- Retractable tongue and welded-on table hands make it easy to move.



KLS



VIDEO

The Woods PTO-powered stump grinder is built to perform.



**TRACTOR PTO HP RANGE:
15 - 50 HP**

Model

TSG50 | 20-inch cutting wheel

- Grind stumps 16 inches above and below.
- Twenty-four tough, carbide steel teeth cut bi-directionally for increased productivity.
- Hinged debris shield allows easier grinding below ground level.



VIDEO



SPECIFICATIONS		STUMP GRINDERS
MODEL		TSG50
Tractor PTO HP Range		15-50 hp
Tractor Hitch		CAT 1 & 2
Cutting Wheel Diameter(inches)		20"
Cutting Wheel Speed		1,037 rpm
Cutter Tip Speed		5,428 fpm
Hub Torque (lbs / ft)		76-250
Approximate Weight (lbs)		545
Max Stump Height (inches)		16"
Max Cutting Depth (inches)		16"

**A CREATIVE MINDSET
REQUIRES PUTTING
YOURSELF IN THE
CUSTOMER'S SHOES,
AND GETTING
YOUR HANDS ON
THE PRODUCT**

WOODS

**Mark McLane Engineering Manager
and Inventor of Woods' Driveline
Lift Assist**

Developing the driveline lift assist was actually based on customer requests – to make it easier to hook up to a tractor. At the time I thought, how hard could it actually be? But, then I took a hands-on approach and tried to hook up a rotary cutter. That made all the difference. A creative mindset requires putting yourself in the customer's shoes and getting your hands on the product.



SUPERIOR DESIGN • SUPERIOR DURABILITY • SUPERIOR STYLE

TILLAGE EQUIPMENT

When you're ready to dig in and work the soil, turn to Woods. We bring a well-earned reputation for durability, reliability and innovation to our line of tillage equipment. Woods rotary tillers and disc harrows are designed for a wide range of projects on homes, small farms, orchards or nurseries, and for anyone living the country life. Choose from a large selection of widths, depending upon your tasks.



Since 1946, Woods has been making equipment that helps you get your job done right. Because having the right tool for the job makes work seem... well, less like work. For everyone who loves to work in the dirt, we offer versatile, easy to use disc harrows and rotary tillers in a range of sizes and abilities to fit your job.

What's your soil type? Are you cutting into an established lawn or simply turning over the ground after harvest? Woods tillage equipment has innovative design features that make them easy to use, durable and highly productive. In fact, our 30- and 40-series rotary tillers received the 2017 ASABE award for Outstanding Innovations in Product or Systems Technology.

When you're ready to dig in and work the soil, turn to Woods.



VIDEO

See our Skid Steer Tiller on page 95

Woods' line of rotary tillers couples the best design features with outstanding performance for the discerning user. Our tillers will handle your landscaping and gardening projects with ease.



- 30, 40 and TC series models available as either forward or reverse rotation.
- On initial pass reverse rotation tillers will often till deeper and faster than forward rotation models.
- Slip clutch driveline protection is standard on all models.
- Skid shoes standard.

TRACTOR PTO HP RANGE: 12 - 35 HP

30 - Series Rotary Tillers Models

RT42.30/RTR42.30 | 41-inch
RT48.30/RTR48.30 | 47-inch

- Innovative double-flange blade support.
- Gear-driven side drive – less maintenance than chain-driven units.
- Rugged, heat-treated C-shaped tines for deep penetration in the toughest soils.
- Tapered tailgate removes furrow for a finished seedbed.
- Sturdy tubular integrated parking stand for easy storage and setup.
- 3-year warranty on input gearbox (includes seals).



TRACTOR PTO HP RANGE: 18 - 50 HP

40 - Series Rotary Tillers Models

RT60.40/RTR60.40 | 59-inch
RT72.40/RTR72.40 | 71-inch

- Innovative double-flange blade support.
- Gear-driven side drive – less maintenance than chain-driven units.
- 3-year warranty on input gearbox (includes seals).
- Rugged, heat-treated C-shaped tines for deep penetration in the toughest soils.
- Tapered tailgate removes furrow for a finished seedbed.
- Sturdy tubular integrated parking stand for easy storage and setup.





Superior design, durability and style

are built into every Woods tiller – especially our 30- and 40-series. The double-flange blade support design and efficient, low-maintenance gear drive are just two innovations that earned our 30- and 40-series rotary tillers the 2017 ASABE Award for outstanding innovations in product and systems technology.



Woods' innovative double flange design strengthens blade support and simplifies maintenance.

Robust gear-driven side drive provides years of reliable service and requires far less maintenance than chain-driven units.



Heat-treated, C-shaped tines penetrate deep, even in thick residue and loose, compacted or rocky soil.

Woods 3-year input gearbox warranty includes seals.



Fixed offset tiller width covers tire tracks with each pass.

Tapered tailgate removes furrow for a finished seedbed.

Adjustable skid shoes provide easy depth control.



Sturdy tubular integrated parking stand ensures easy storage and hook-up.

**TRACTOR PTO HP RANGE:
20 - 45 HP**

Models

TC60/TCR60 | 60-inch

TC68/TCR68 | 68-inch

TC74/TCR74 | 74-inch

- Three-point hitch: CAT 1.
- Specifically designed for compact tractors.
- Sturdy rear tailgate evenly distributes dirt — leaves a smooth, flat seed bed.
- Strong, cast-iron gearbox withstands rugged use.



SPECIFICATIONS		ROTARY TILLERS						
MODEL	RT42.30 RTR42.30	RT48.30/ RTR48.30	RT60.40/ RTR60.40	RT72.40/ RTR72.40	TC60/TCR60	TC68/TCR68	TC74/TCR74	
Tractor PTO HP Range	12 - 30 hp	15 - 35 hp	18 - 40 hp	20 - 50 hp	20 - 45 hp			
Tractor Hitch	Limited CAT 1 & CAT 1			CAT 1		Limited CAT 1 & CAT 1		
Working Width (inches)	41"	47"	59"	71"	60"	68"	74"	
Overall Width (inches)	51"	57"	69"	81"	67"	75"	81"	
Weight	478 / 484 lbs	502 / 508 lbs	570 / 578 lbs	621 / 630 lbs	597 / 604 lbs	634 / 641 lbs	665 / 672 lbs	
Maximum Tilling Depth	7"				7.5"			
Drive Type	gearbox				#80 chain			
Number of Tines / Number of Flanges	20 / 5	24 / 6	28 / 7	36 / 9	42 / 7	48 / 8	54 / 9	
Number of Tines per Flange	4 C-type (6 optional)				6 C-type			
Rotor Speed	210 rpm				240 rpm			
Tractor PTO Speed					540 rpm			
PTO Driveline Protection					slip clutch			
Gearbox Housing					heavy-duty cast iron			
Gearbox Drain Plug					yes			
Convertible Side Shift (right)	n/a				15.5"	19.5"	22.5"	
Quick-hitch Compatible					yes			

Woods offers tillers in forward or reverse rotation in 41" — 74" widths.



Forward rotation tillers are ideal for moist, wet, rocky, sandy or loose soil conditions.

Reverse rotation tillers work best in non-rocky soil conditions. They deliver a smoother top layer of soil by allowing ground cover to travel over the rotor top first, then incorporating it back into the ground beneath a fresh new layer of dirt. More often than not, users can achieve an exceptional seed bed with fewer passes when using a reverse rotation tiller.



DISC HARROWS

There's nothing like the smell of fresh-turned dirt, especially when you're doing what you love... working the land.

Whether you're breaking new ground for a garden, or tilling an existing nursery, food plot, vineyard or farm, Woods has the right – the best – disc harrow for your land. You will get years of productive, reliable, dirt-turning work.

Built with high-strength U.S. steel, these rugged disc harrows carry Woods' reputation for durability and reliability. Plus, these new discs are easy to use due to innovative design features like individually adjustable disc gangs that reposition with a single pin.



shown with optional mud scrapers

TRACTOR HP RANGE: UP TO 55 HP Models

DHS48 | 48-inch **DHS64** | 64-inch
DHS80 | 80-inch

- Mud scrapers that prevent clogging, increase productivity.
- Furrow fillers (DHS64, DHS80).



Tapered frame design balances individual disc gangs for easy adjustments




shown with optional drawbar, furrow fillers and mud scrapers

TRACTOR HP RANGE: 45 - 85 HP Models

DHM80 | 80-inch **DHM96** | 96-inch

- Furrow fillers to reduce end ridges.
- Rear drawbar for towing equipment.
- Mud scrapers that prevent clogging, increase productivity.

SPECIFICATIONS		DISC HARROWS			
MODEL	DHS48	DHS64	DHS80	DHM80	DHM96
Tractor Engine HP	up to 35 hp	25-45 hp	35-55 hp	45-75 hp	55-85 hp
Tractor Hitch	CAT 1, Lim. CAT 1, CAT 0 optional	CAT 1		CAT 1 and 2	
Width (inches)	48"	64"	80"	80"	96"
Average Weight (lbs) - depending upon blade type	390	508	590	845	960
Disc Blade Type	notched	notched; or combination smooth and notched			
Average Weight Distribution per Blade (lbs)	33	36	33	47	44
Disc Diameter / Quantity	16" / 12	18" / 14	18" / 18	20" / 18	20" / 22
Disc Spacing	7.5" front and rear		9" front, 7.5" rear		
Gang Axle Size (inches)	1" square			1 1/8" square	
Frame Construction	3" x 3" tube and angle		3" x 3" tube and channel		3" x 3" tube
Quick-hitch Compatible	Yes				



▶ VIDEO

Woods' Advantages

- Individual disc gangs adjust easily with one pin.
- Rugged, high-strength steel frame and gangs mean years of worry-free performance.
- Independent disc gangs angle from 0 to 21 degrees to match your soil type and tilling job.
- Heavy down force makes each blade dig deeper, work harder in one pass.



shown with optional drawbar, furrow fillers and mud scrapers

**TRACTOR HP RANGE:
50 - 110 HP**

Models

DHH108T | 108-inch **DHH126T** | 126-inch
DHH144T | 144-inch

Additional features and options:

- Advanced offset/tandem blade gangs leave an even finish across entire width – no center ridge.
- Extended tongue design allows tight turns without hitting tractor tires.
- Simple ratchet jack levels unit from front to back.
- Optional rear drawbar for towing equipment.
- Optional mud scrapers and furrow fillers to increase productivity.

SPECIFICATIONS		DISC HARROWS		
MODEL	DHH108T	DHH126T	DHH144T	
Tractor Engine HP	50-75 hp	60-100 hp	70-110 hp	
Tractor Hitch	Pull-type, 1.25" pin			
Width (inches)	108"	126"	144"	
Average Weight (lbs) - depending upon blade type	2,525	2,690	2,860	
Disc Blade Type	notched; smooth; or combination			
Average Weight per Blade (lbs)	105	96	90	
Disc Diameter / Quantity	20" or 22" / 24	20" or 22" / 28	20" or 22" / 32	
Disc Spacing	9" front and rear			
Gang Axle Diameter (inches)	1 1/8" square			
Frame Construction	4" x 3" tube			
Quick-hitch Compatible	N/A			

WORKING AS AN INNOVATOR IS JUST TAKING TWO DIFFERENT IDEAS AND BRINGING THEM TOGETHER



Todd Wehler Product Design Engineer

When we started working on the new seeder, we talked to more than 40 dealers and customers about how their current seeder was or wasn't meeting their needs and what we could do differently. In solving their problems, we invented three patented features, but most of all, we created a versatile, cost-effective seeder that our customers love.



SUPERIOR DESIGN ■ **SUPERIOR DURABILITY** ■ **SUPERIOR STYLE**

SEEDERS AND CULTIPACKERS

Woods' seeders give you the flexibility to handle primary seeding, over-seeding, and can even plant up to three types of seed in one pass. You choose the combination of seed boxes that fits your application. That means efficient, one-pass planting that maximizes efficiency and productivity.

Woods cultipackers are a high quality seed bed tool backed by our reputation for durability and reliability. Choose this rugged, easy-to-use implement to crush dirt clods and eliminate air pockets prior to planting. After broadcast-seeding, use the cultipacker to lightly firm the soil around seeds.

What can Woods seeders plant? Here is a partial list...

Cool Season Grass and Cereal Grains (large seeds)

Annual Ryegrass
Barley
Buckwheat
Buffalo Grass
Chufa
Corn (small rounds)
Fescue
Kentucky Bluegrass Blends
Kidney Beans
Lablab
Lima Beans
Oats
Orchardgrass
Peas
Perennial Ryegrass
Snow Peas
Sorghum
Soybeans
Sudan
Sugar Beets
Sunflower
Triticale
Wheat

Legume Box (small seeds)

Alfalfa
Bahai
Bermuda
Birdsfoot Trefoil
Black-eyed Susan
Brassica
Brown Top Millet
Carpet Grass
Centipede
Chicory
Clover
Fescue
Forbes
Green SprangletopKale
Kentucky Bluegrass
Kleingrass
Plains Bristlegrass
Radish
Rape
Side Oats Grama
Sudan
Sugar Beets
Switchgrass
Timothy
Turnip
Zoysia

Native Warm Season Grass Box (fluffy, light-weight seeds)*

Big Bluestem
Brome
Canadian Wild Rye
Indian Grass
Little Bluestem
Sideoats Grama

*Precision Super Seeder only

FOOD PLOT SEEDERS

Plant up to three types of seed in one pass. Ideal for hunters and small acreage farmers seeding legumes and larger seeds.

- Three seed box choices — one cool season and two legume — can plant a variety of seeds like alfalfa, clover, corn, sorghum, soybeans, turnips and wheat.
- A trailing cultipacker firms the seed bed for perfect seed-to-soil contact that's ready to trap moisture for germination.
- Plant cool season seeds, in rows, at a deeper depth while evenly broadcasting up to two types of legume seeds at a shallow depth — all in one pass.



FPS72
shown with optional mud scrapers, legume seed boxes and cultipacker

TRACTOR HP RANGE: 25 - 65 HP

Models

FPS48 | 49-inch

FPS60 | 60-inch

- Three-point hitch: CAT 1 & 2.
- Working widths from 48–60 inches.

TRACTOR HP RANGE: 35 - 125 HP

Models

FPS72 | 72-inch

FPS84 | 84-inch

- Three-point hitch: CAT 1 & 2.
- Working widths from 72–84 inches.

SPECIFICATIONS		FOOD PLOT SEEDERS			
MODEL	FPS48	FPS60	FPS72	FPS84	
Tractor Engine HP Range	25-45 hp	30-65 hp	35-85 hp	40-125 hp	
Tractor Hitch	CAT 1 & 2			CAT 2	
Working Width (inches)	49"	60"	72"	84"	
Weight – Standard Configuration* (lbs)	821	899	1,196	1,320	
Weight – Fully Configured** (lbs)	1,084	1,222	1,578	1,762	
Drive Type	ground				
Number of Seed Boxes Available	3				
Seed Box Ratio	1-speed				
Seed Cups (7" spacing)	7	8	10	12	
Row Units	standard				
Cool Season Seed Box Capacity (bushel)	4.00	5.00	6.00	7.00	
Legume Seed Box Capacity (bushel)	1.00	1.25	1.50	1.75	
Disc Blades	(8) 16" notched		(10) 18" notched		
Cast Iron or Nylon Trailing Cultipacker	optional (9.5" diameter cast iron or 11" diameter nylon)				
Calibration Tray & Crank Handle	standard				
Mud Scrapers & Frame Platform	optional				
ASABE Quick-hitch Compatible	yes				

* Includes spiked drive roller, disc blades, cool season seed box, and row units.

** Includes cultipacker drive roller, disc blades, cool season seed box, row units, 1st and 2nd legume seed boxes, and nylon trailing cultipacker.



PSS84
shown with optional
seed boxes and cultipacker

The Precision Super Seeder gives you the flexibility to handle primary seeding, over-seeding, and applications such as native grasses and food plots. It's the most versatile seed box combination on the market.

- Three seed box options — cool season, warm season, and legume — let you plant anything from rye and oats to prairie grasses, wild flowers, radishes and soybeans.
- Efficient, one-pass planting of up to two seed types at one depth and legume seeds at a different depth — with models equipped with three seed boxes.
- All seed boxes can be engaged and disengaged independently with a single lynch pin — no tools required.

TRACTOR HP RANGE: 25 - 65 HP

Models

PSS48 | 49-inch

PSS60 | 60-inch

- Three-point hitch: CAT 1 & 2.
- Working widths from 48–60 inches.

TRACTOR HP RANGE: 35 - 125 HP

Models

PSS72 | 72-inch

PSS84 | 84-inch

- Three-point hitch: CAT 1 & 2.
- Working widths from 72–84 inches.

SPECIFICATIONS	PRECISION SUPER SEEDERS			
	PSS48	PSS60	PSS72	PSS84
MODEL				
Tractor Engine HP Range	25-45 hp	30-65 hp	35-85 hp	40-125 hp
Tractor Hitch		CAT 1 & 2		CAT 2
Working Width (inches)	49"	60"	72"	84"
Weight – Standard Configuration* (lbs)	779	861	1,132	1,249
Weight – Hunting Edition Configuration** (lbs)	1,044	1,222	1,565	1,761
Drive Type		ground		
Number of Seed Boxes Available		3		
Seed Metering		fluted and picker wheel		
Seed Cups (7" spacing)	7	8	10	12
Cool Season Seed Box Capacity (bushel)	4.00	5.00	6.00	7.00
Native Warm Season Seed Box Capacity (bushel)	5.00	6.25	7.50	8.75
Legume Seed Box Capacity (bushel)	1.00	1.25	1.50	1.75
Front Roller Spikes	(128) .5" x 1.75" carbide steel	(160) .5" x 1.75" carbide steel	(192) .5" x 1.75" carbide steel	(224) .5" x 1.75" carbide steel
ASABE Quick-hitch Compatible		yes		

* Standard configuration consists of frame with spiked drive roller, adjustable front spiked rollers and cool season seed box

** Hunting Edition configuration consists of frame with spiked, ground drive roller, adjustable front disc blades, cool season seed box, legume seed box and cast iron cultipacker

COMPACT SUPER SEEDER

The Woods Compact Super Seeder is everything you need in one compact cultivation and planting package. In one pass you can prepare the seed bed, precisely drop seeds at two different depths, then firm the bed for improved germination.



▶ VIDEO

Tractors

CSS48: 15 HP - 35 HP

CSS60: 20 HP - 45 HP

ATVs and UTVs (4WH)

CSS48: minimum 350cc

CSS60: minimum 400cc



Choose the Features that Fit Your Project

Every model starts with a spiked drive roller and a cool season seed box. Then, choose the front tool that will prepare your seed bed.

WOODS
Exclusive

Add one, or all, of these options to improve your productivity and versatility:

1.



Spiked roller with adjustable angles that will penetrate thatch and aerate lawns. Or, angle it to break up the surface and remove stands of turf.

2.



Adjustable disc blades that will cut into and work the soil. Easily adjust the blade angles to till more aggressively depending upon soil conditions.

3.

Add a legume seed box and now you can plant two seeds at different depths in one pass.

4.

A rear cultipacker that increases seed-to-soil contact, firms the seed bed, and creates furrows to trap and channel water which improves germination rates.

5.

Mud scrapers which help keep blades free from dirt clods, mud and clay.

6.

An electric tow kit for ATVs and UTVs and hydraulic tow kit for tractors that make it easy to transport.

Plus, a fast/slow chain drive, road lights, seed stop plates – the options offer you nearly endless ways to customize your Woods Compact Super Seeder.



TRACTOR HP RANGE: 15 - 35 HP

Models

CSS48 | 48-inch


- Three-point hitch:
CAT 1/Limited CAT 1
- Working width 48 inches
- ATV/UTV minimum 350cc

TRACTOR HP RANGE: 20 - 45 HP

Models

CSS60 | 60-inch

- Three-point hitch:
CAT 1/Limited CAT 1
- Working width 60 inches
- ATV/UTV minimum 400cc




VIDEO

SPECIFICATIONS		COMPACT SUPER SEEDERS	
MODEL	CSS48	CSS60	
Tractor Engine HP	15-35 hp	20-45 hp	
Tractor Hitch	CAT 1/Limited CAT 1		
ATV/UTV Engine Size	minimum 350cc	minimum 400cc	
Working Width (inches)	48	60	
Overall Width	57	69	
Weight with Seed, Depending upon Configuration (lbs)	395-679	487-810	
Drive Type	ground-driven spiked roller		
Number of Seed Boxes Available	1 or 2		
Seed Metering	6 seed cups	8 seed cups	
Seed Box Ratio	5.1:1 or 14.4:1	5.1:1 or 14.4:1	
Cool Season Seed Box with Agitator	standard		
Cool Season Seed Box Capacity (bushel)	1	1.25	
Legume Seed Box	optional		
Legume Seed Box Capacity (bushel)	1	1.25	
Front Tool Choices	6 - 16" notched disc blade or spiked roller	8 - 16" notched disc blade or spiked roller	
Calibration Tray	standard		
Crank Handle	standard		
Spring-loaded Trailing Cultipacker	optional		
Speed Ranges	turf seed range 0-700 lbs/acre (cool season); food plot range 0-30 lbs/acre (legume)		
Options	fast/slow chain drive, Quick Hitch bushings, mud scrapers, seed stop plates, highway lights, tow kit		
ASABE Quick Hitch	add hitch pin bushings to make CAT 1 quick-hitch compatible		


**GOOD THINGS...
PRECISION METERING,
MANEUVERABILITY,
VERSATILITY,
PRODUCTIVITY,
DURABILITY...
COME IN COMPACT
PACKAGES
FROM WOODS.**

Ideal for small-scale planting, such as food plots, lawns, gardens, wildflower meadows, waterways and roadways. Widths 48 or 60 inches and lighter weight so you can maneuver into formerly unreachable areas.

Additional Features Standard on Both Models


- The calibration system includes seed charts, a calibration tray and crank for accurate seed rates. 

- Windowed seed cups and clear PVC tubes allow you to easily monitor the flow of seeds.

- A quick and easy disconnect – pull a pin and one or both seed boxes stop to make it a tilling tool for preparing the ground. Till your seed bed, then replace the pin and engage the seeding function for a final pass. 

Precision Metering –

Precisely measure out seeds, reducing waste, plus enjoy the durability of metal (not plastic) meters.



- **Maneuverability** – Easily weave into narrow spaces and make tight turns to plant areas that may not be accessible with a larger tractor and planter.



• **Versatility** – Handle a wide range of seeds from Black-eyed Susans to corn. See our planting guide.

• **Productivity** – Simultaneously plant two seed types at two different depths in one pass.

*WOODS
Exclusive*

• **Durability** – Expect years of work from a rugged, Grade 80 steel body.

TRACTOR HP RANGE: UP TO 75 HP

Models

C48T | 48-inch

C72 | 72-inch


C84 | 84-inch

- Attaches to ATVs, UTVs and tractors up to 75 hp.
- Notched, cast-iron cultipacker wheels provide the perfect seed-to-soil contact to trap moisture for higher germination rates.
- Flip-over hitch easily changes from towing to working the dirt.
- Rugged frame and axle are designed for durability.
- Greasable, triple-sealed bearings are easy to maintain and extend work life.
- Tow tires and weight rack are standard on C48T model.
- Parking stand is standard on C72 and C84 models. Add optional tow kit and mud scrapers for greater versatility and productivity.



VIDEO

SPECIFICATIONS		CULTIPACKERS		
MODEL	C48T	C72	C84	
Tractor Engine HP	up to 30 hp	20-75 hp		
Hitch Type	pull-type	3-pt		
Hitch Category	2" ball	CAT 1 & 2		
Working Width (inches)	48"	72"	84"	
Overall Width (inches)	67"	82"	94"	
Length	58" (with tongue)	15.75" (3-pt hitch); 91.5" (with tongue)		
Weight / Shipping Weight	275 lbs / 289 lbs	371 lbs / 390 lbs	420 lbs / 439 lbs	
Axle Size	1.75"			
Cultipacker Wheel Diameter	9.5"			
Cultipacker Wheel Quantity	21	32	37	
Greasable, Triple-sealed Bearings	Yes			
Pneumatic Transport Tires	standard (10" x 3.25")	optional (10" x 3.25")		
Weight Rack	standard	n/a		
Parking Stand	n/a	standard		
Mud Scrapers	n/a	optional		



**WHEN YOU
MARRY 35 YEARS
OF KNOW-HOW
WITH WHAT
CUSTOMERS WANT,
YOU CAN'T HELP
BUT DEVELOP A
SUPERIOR PRODUCT**

Ron Parkins Engineering Manager

Our newest backhoe is the culmination of 35 years of experience in designing compact backhoes. That's what allows us to create a big, powerful backhoe relative to the size of utility and compact tractors. When you marry 35 years of know-how with extensive research on what customers want, you can't help but develop a superior product.



SUPERIOR DESIGN ■ SUPERIOR DURABILITY ■ SUPERIOR STYLE



GROUNDBREAKER BACKHOES

We believe in heavily researching what customers think about the equipment they use and what they need – really need – before we ever start designing. And, given the depth and breadth of experience at Woods, we agree with Ron that a superior product is simply inevitable.

Industry experts agree. The Groundbreaker® BH100 backhoe won the 2020 ASABE award for outstanding innovation in engineering and technology.



Unmatched Performance

Combine an excavator - style curved boom (first offered by Woods on a residential model) with other Woods innovations like a unique easy-on/easy-off mounting system, serrated edges, and construction-grade buckets, and you've got the best built backhoe in the industry.

Groundbreaker® backhoes are powerful diggers that are simple to service, require no tools to attach and detach, and offer greater bucket capacity than any other bucket in its class.

Durable Construction

Woods' reputation for premium quality products extends to our line of backhoes. Welded to American Welding Society standards and tested in rigorous real-life conditions, our backhoes are built to handle your most challenging jobs.

- Heavy-duty cylinders endure greater force and last longer.
- Easy to service hoses and pins make maintenance a breeze.
- Greasable end pins are simple to maintain and extend the work life.

Choose Your Color!

Available in black or painted to match most tractor brands



Backhoes Made So Well the Warranty Covers Your Tractor

Woods stands behind its backhoes, loaders and mounts with a 2-year limited warranty that includes the tractor. If your tractor manufacturer threatens to void its warranty as a result of installing one of our attachments, we'll cover the warranty if our product damages or compromises your tractor's frame integrity. We're that confident.

Compare our loader and backhoe warranty to others and you'll find that Woods stands behind its attachments like no one else.





SUPERIOR DESIGN
SUPERIOR DURABILITY
SUPERIOR STYLE



WOODS Exclusive

2-year Limited Warranty
 includes tractor.

Operator's Station

Comfortably work with the adjustable seat and roomy, non-slip, walk-through platform.

Innovation

Woods was the first to offer a curved boom on a residential backhoe for greater visibility and control.

Swing Cushioning

Swing Cushioning provides smooth, superior control – even at the ends of the swing arc.

WOODS Exclusive

3-point Saf-T-Lok® hitch

No tools needed to attach or detach. (sub-frame shown)

SUPERIOR DESIGN

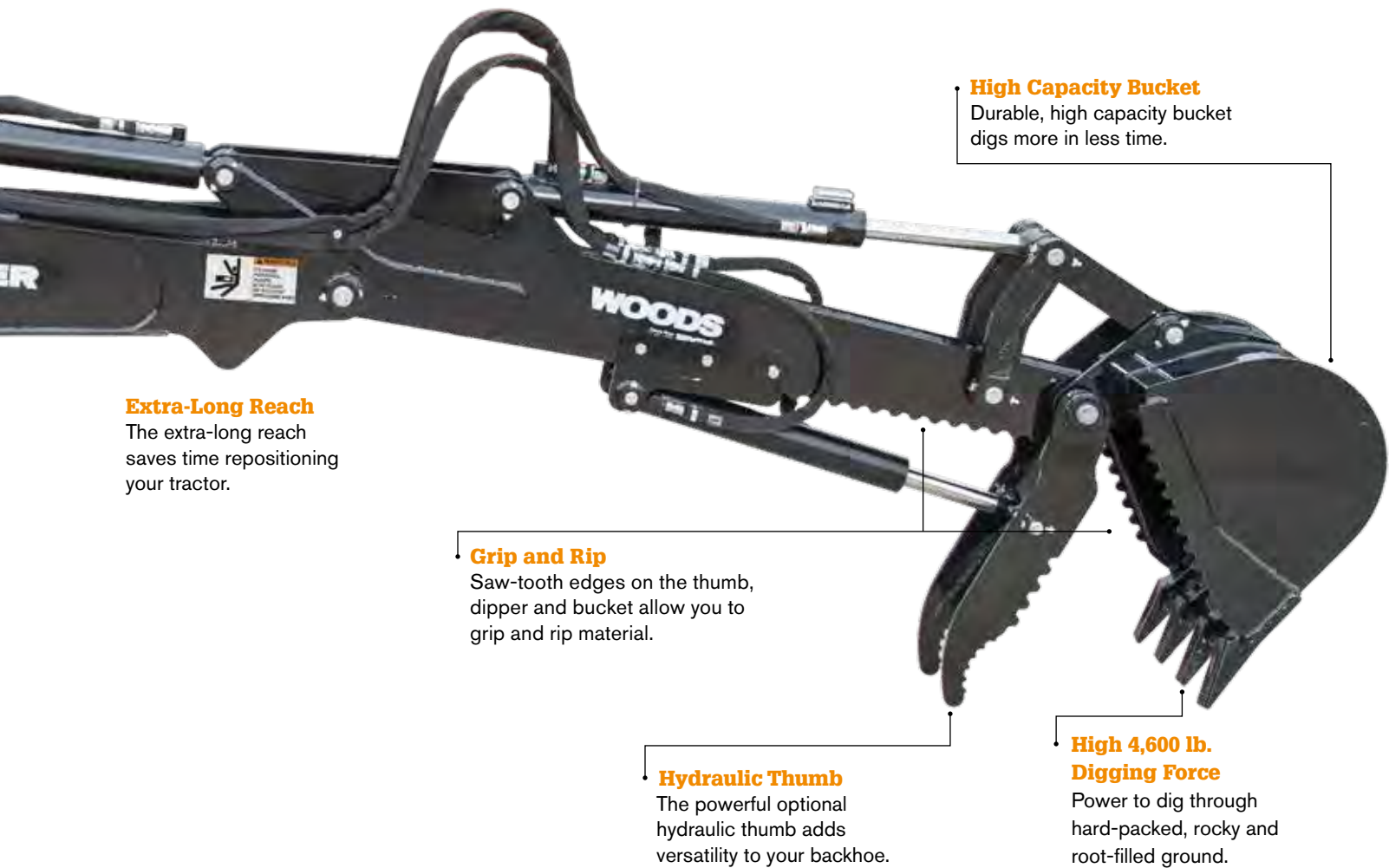
Reach farther and move more material with the extra-long reach, plus save time on repositioning your tractor. Saw-tooth edges on the thumb, dipper and bucket allow you to grip and rip through material.

SUPERIOR DURABILITY

Groundbreaker® – The name says it all. The newly designed BH85 and BH100 offer 4,600 lbs of powerful bucket digging force to break through hard, rocky, root-filled ground with ease. Tested in real-world conditions, the entire Groundbreaker line offers an excavator-style boom, rugged construction, and unique easy-on/easy-off mounting system to give you the best built backhoe in the industry.

SUPERIOR STYLE

Work comfortably for hours with the adjustable seat and the roomy, walk-through, non-slip operator's platform. Steps on the mounts and grab rails on the valve console make it easy to climb up and get to work. The curved, box-section boom provides excellent visibility into the trench.



Extra-Long Reach

The extra-long reach saves time repositioning your tractor.

High Capacity Bucket

Durable, high capacity bucket digs more in less time.

Grip and Rip

Saw-tooth edges on the thumb, dipper and bucket allow you to grip and rip material.

Hydraulic Thumb

The powerful optional hydraulic thumb adds versatility to your backhoe.

High 4,600 lb. Digging Force

Power to dig through hard-packed, rocky and root-filled ground.

GB BH65 GROUNDBREAKER® BACKHOE

The latest Woods Groundbreaker® backhoes are rugged and affordable —ideal for trenching, excavating, and landscaping.



▶ VIDEO



TRACTOR PTO HP RANGE:
15 - 30 HP

Model

BH65 | 6.5-foot

- Curved boom offers better visibility and reaches over obstacles with little repositioning.
- Bolt-on bucket teeth are durable and easy to replace.
- Greasable end pins are simple to maintain and extend work life.
- High ramp angle and ground clearance make transporting easy.
- Sub-frame or 3-point hitch mounts are compatible with most loaders and undermount mowers.
- Optional mechanical thumb available.

TRACTOR PTO HP RANGE:
20 - 40 HP

Model

BH75 | 7.5-foot

- Curved boom offers better visibility and reaches over obstacles with little repositioning.
- Bolt-on bucket teeth are durable and easy to replace.
- Greasable end pins are simple to maintain and extend work life.
- High ramp angle and ground clearance make transporting easy.
- Sub-frame or 3-point hitch mounts are compatible with most loaders and undermount mowers.
- Optional mechanical thumb available.

BH75 GROUNDBREAKER® BACKHOE

GB

SPECIFICATIONS	GROUNDBREAKER BACKHOES	
	BH65	BH75
Tractor PTO HP	15 - 30	20 - 40
Digging Depth - 2' Flat Bottom (inches)	78 (6.5 ft)	90 (7.5 ft)
Digging Depth - 8' Flat Bottom (inches)	52	70
Reach from Swing Pivot (inches)	102	119
Loading Height (inches)	60	73
Loading Reach (inches)	33.5	46
Transport Height (inches)	66.5	74
Transport Length (inches)	42	45
Approx. Weight - frame only (lbs)	695	842
Swing Arc (degrees)	150	180
Bucket Rotation (degrees)		180
Stabilizer Spread - Up (transporting) (inches)		52
Stabilizer Spread - Down (operating) (inches)		83
Relief Pressure	2,030 psi	2,465 psi
Bucket Digging Force (lbs)	2,800	3,380 lbs
Dipperstick Digging Force (lbs)	1,590	2,230
Trenching Bucket Widths (inches)	9, 12, 16	9, 12, 16, 18, 24
Thumb		optional mechanical
Flip-Over Stabilizer Pads		standard
Stabilizer Street Pads		optional
PTO Pump Kit	N.A.	optional
Cemetery / Bellhole Bucket		N.A.
Ditching Bucket		N.A.
2-Cylinder Swing	-	yes

Don't just dig...

pull, pick up and move heavy objects with the optional thumb that adjusts easily with a single pin.



GB BH85 GROUNDBREAKER® BACKHOE



Woods' BH85 and BH100 Groundbreaker® backhoes are the culmination of 35 years of experience designing compact backhoes, including the first curved boom on a residential model. Add that to months of research uncovering what customers really want and the result is a superior product. **It's inevitable.**

**TRACTOR PTO HP RANGE:
30 - 100 HP**

Model

BH85 | 102-inch

BH100 | 120-inch



VIDEO

Designed after months of research with backhoe operators to ensure a rugged, versatile, powerful and comfortable backhoe.

- Maximum digging depths of 8.5 feet and 10 feet.
- Heavy-duty, high capacity bucket widths from 12 to 36 inches.
- Extra-long reach and digging depths saves time repositioning.
- 4,600 lb digging force powers through hard, rocky, root-fill ground.
- Saw-tooth edges on thumb, dipper and bucket can grip and rip.
- Adjustable seat and roomy operator area offer hours of comfortable digging.
- Sub-frame or 3-point hitch mounts are compatible with most loaders and undermount mowers.
- Bolt-on bucket teeth are durable and easy to replace.
- Greasable end pins are simple to maintain and extend work life.
- High ramp angle and ground clearance make transporting easy.
- Optional mechanical or hydraulic thumb add versatility.
- Two-year limited warranty covers your tractor.

BH100 GROUNDBREAKER® BACKHOE

GB



Woods BH100 backhoe received the 2020 ASABE award for outstanding innovation in engineering and technology.

BH100
shown with optional thumb

BH85/BH100 are ideal for:

- Tractors up to 100 hp.
- Construction and demolition.
- Trenching, drainage and excavation work.
- Removing trees, stumps, or shrubs.
- Precisely pick-and-place rocks, concrete chunks, logs and landscape timbers.
- Digging efficiently in a wide variety of soil conditions.
- Repositioning odd-shaped, over-sized materials.

SPECIFICATIONS		GROUNDBREAKER BACKHOES	
MODEL	BH85	BH100	
Tractor PTO HP	30 - 100	40 - 100	
Digging Depth - 2' Flat Bottom (inches)	102 (8.5-ft)	120 (10-ft)	
Digging Depth - 8' Flat Bottom (inches)	82	102	
Reach from Swing Pivot (inches)	141	161	
Loading Height (inches)	83	100	
Loading Reach (inches)	61	70	
Transport Height (inches)	94	104	
Transport Length (inches)	55	55	
Approx. Weight - frame only (lbs)	1,275	1,320	
Swing Arc (degrees)	180		
Bucket Rotation (degrees)	180		
Stabilizer Spread - Up (transporting) (inches)	71		
Stabilizer Spread - Down (operating) (inches)	102		
Relief Pressure	2,465 psi		
Bucket Digging Force (lbs)	4,600		
Dipperstick Digging Force (lbs)	2,940	2,720	
Trenching Bucket Widths (inches)	12, 15, 18, 24		
Thumb	optional mechanical or hydraulic		
Flip-Over Stabilizer Pads	standard		
Stabilizer Street Pads	optional		
PTO Pump Kit	optional		
Cemetery / Bellhole Bucket	36		
Ditching Bucket	36		
2-Cylinder Swing	yes		



**THE BEST PART
OF DESIGNING
IS DEVELOPING
CUSTOMER
RELATIONSHIPS**

Nick Petersen, Engineering Manager

When you work closely with a customer – really get to know them and figure out what they need – you become a partner and friend. Strong relationships make working together to solve problems very rewarding.



SKID STEER AND CONSTRUCTION ATTACHMENTS

Chances are, you invested in a skid steer loader or compact excavator for its power, maneuverability and versatility. Take your investment to the next level with Woods branded attachments. Our offering ensures that you always have the right attachment for the job.

Whether you're a farmer cleaning out feed lots and moving seed, a landscape contractor spreading mulch and hauling pavers, or a municipal worker maintaining parks and pavement, count on Woods to keep you at the height of productivity.

This section features our most popular attachments for farm and ranch applications. Our complete line of top-quality skid steer attachments includes:

Angle Brooms

Augers

Bale Spears

Cold Planers

Excavator Buckets

Excavator Couplers

Root Grapple

Scrap Grapple

High-capacity Buckets

Low-profile Buckets

Pallet Forks

Pavement Saws

Rock Wheels

Tillers

Toothbars

Utility Buckets

Vibratory Rollers

For a complete look at Woods' offering for construction machines visit WoodsConstructionEquipment.com.



▶ VIDEO



BALE SPEARS & TOOTHBARS

Bale Spears

Woods' Alitec single, double, and triple bale spears let you efficiently move and stack large round and square bales.

- BS3044** | Single Spear
- BS6044** | Double Spear
- BS4032** | Triple Spear

All models are available for skid steer and tractor attachment systems:

- Durable drop-forged spears and high-strength steel frame provide longer product life.
- High carry load ratings increase performance.
- Optional step kit enables easier access to skid steer cabs.
- Optional vertical backstops on the triple bale spear allow stacking while transporting.
- Skid steer, ISO, or John Deere® Quick Attach available.



BS3044
Single spear

SPECIFICATIONS		BALE SPEARS		
MODEL	BS3044	BS6044	BS4032	
Number of Spears	1	2	3	
Number of Stabilizer Spikes	2	n/a		
Usable Spear Length	44"		32"	
Spear Diameter	45mm		36mm	
Maximum Carry Load (lbs)	3,000	6,000	4,000	
Spear Material	drop-forged steel			
Frame Material	high-strength steel plate			
Frame Dimensions (Width x Height)	45" x 21"		57.5" x 21"	
Quick Attach Systems	SAE J2513 Skid Steer, ISO 23206 Euro, John Deere 300/400/500 series loaders			
Step Kit	optional			
Vertical Backstops	n/a		standard	

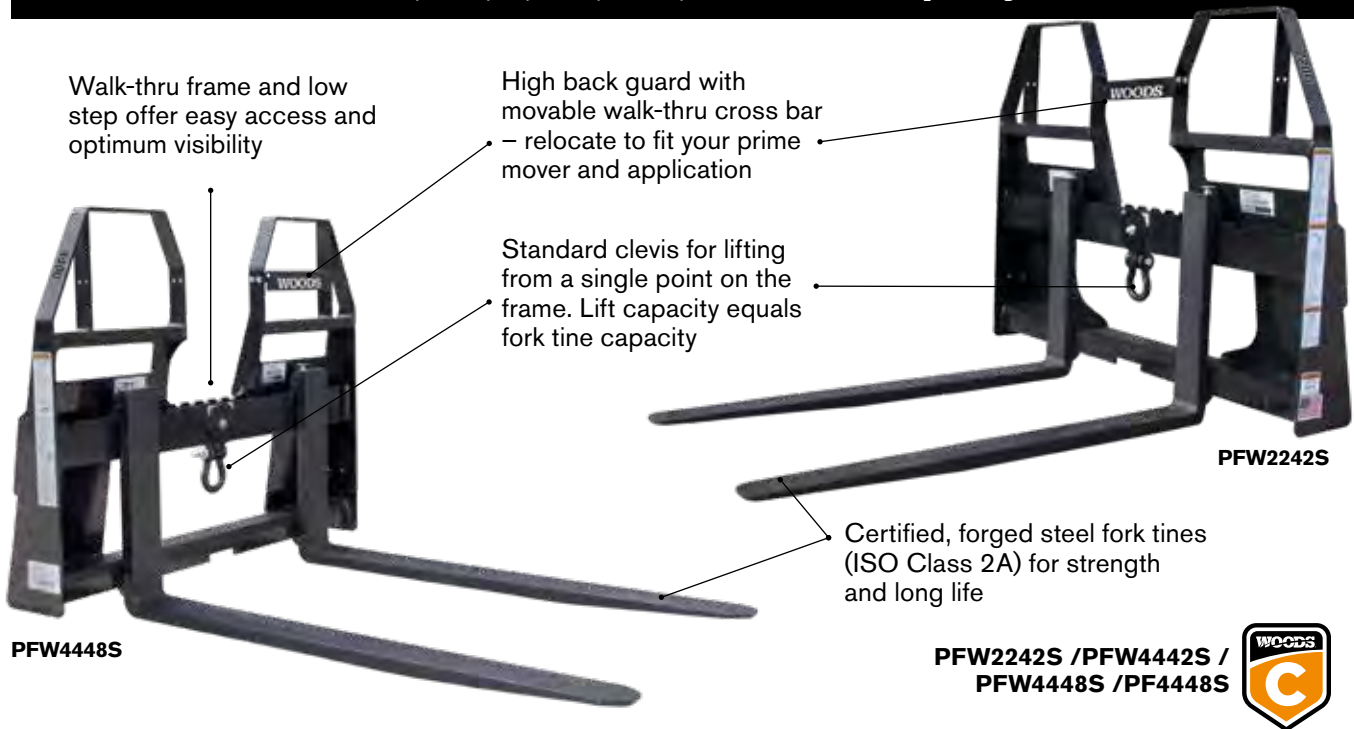
Toothbars

- For farm and small loaders and most skid loaders.
- Available in half-inch increments from 48 to 84 inches.
- Includes fasteners to attach to any skid loader bucket without a bolt-on edge installed.
- One-half by four-inch high strength steel.
- Shanks are high strength steel.



SPECIFICATIONS		TOOTHBARS							
MODEL	CETB480	CETB540	CETB600	CETB630	CETB660	CETB720	CETB730	CETB780	CETB840
Width (inches)	48"	54"	60"	63"	66"	72"	73"	78"	84"
Number of teeth	6		7		8		9		
Weight (lbs)	49	50	59	60	66	69	69	75	79

Woods' versatile, new Pallet Forks are designed with a full-height frame and walk-thru capability. Ideal for lifting and moving material with your loader or skid steer. Choose from 2,200, 4,400, or 6,600 lb. fork capacity.



SPECIFICATIONS		PALLET FORKS			
MODEL	PFW2242S	PFW2242JD	PFW4442S	PFW4442JD	
Frame Type	walk-thru with full frame option				
Coupler System Compatibility	skid steer	John Deere®	skid steer	John Deere®	
Operating Weight (lbs)	275	255	360	360	
Fork Capacity at 19.7" from Tine Face (lbs)	2,200	2,200	4,400	4,400	
Fork Tine Dimensions (L x W x H)	42" x 3.2" x 1.2"		48" x 3.9" x 1.4"		
Fork Tine Spread Range	12" - 45" outside to outside				
Fork Tine Type	double hook lock down (ISO Class 2A)				
Clevis	standard				

SPECIFICATIONS		PALLET FORKS				
MODEL	PF4448S	PFW4448S	PFW4448JD	PFW4448E	PFW6648S	PFW6648E
Frame Type	full frame	walk-thru with full frame option				
Coupler System Compatibility	skid steer	skid steer	John Deere®	ISO 23206	skid steer	ISO 23206
Product Weight (lbs)	390	380	380	370	470	455
Fork Capacity at 19.7" from Tine Face (lbs)	4,400	4,400	4,400	4,400	6,600	6,600
Fork Tine Dimensions (L x W x H)	48" x 3.9" x 1.4"			48" x 3.9" x 1.8"		
Fork Tine Spread Range	12" - 45" outside to outside					
Fork Tine Type	double hook lock down (ISO Class 2A)					
Clevis	standard					

Robotically welded for consistent high quality. Compatible with Skid Steer (ISO 24410), John Deere®, and ISO 23206 Quick Attach Systems. Learn more about Woods Loader and Skid Steer attachments at woodsequipment.com.

Root Grapples

HLRG Series – The Woods Alitec™ Root Grapple moves bulky, hard-to-handle materials easily.

HLRG65 | 65-inch

HLRG72 | 72-inch

HLRG79 | 79-inch

HLRG86 | 86-inch

- Root Grapple lets dirt sift through when loading rocks, trash, and other loose material.
- Twin hydraulic cylinders allow for independent clamping on uneven material.
- Woods' proprietary serrated cutting edge holds fast to trees and debris.
- Standard cylinder guards.
- Optional slat kit adds versatility by reducing tine spacing when application requires.
- Unique design allows smooth grading of surfaces after removing debris.
- Skid steer or ISO Quick Attach available.

Scrap Grapples

HLSG Series – The Woods Alitec™ Scrap Grapple is ideal for cleaning up construction, demolition and storm debris.

HLSG65 | 66-inch

HLSG72 | 73-inch

HLSG79 | 78-inch

HLSG84 | 84-inch

- Moves bulky, hard-to-handle materials easily.
- Twin hydraulic cylinders allow for independent clamping on uneven material.
- Single, beveled reversible bolt-on cutting edge with back-up bar.
- Standard cylinder guards.
- Optional bolt-on, double beveled edge and optional end plate extensions.
- Skid steer or ISO Quick Attach available.



HLSG84

SPECIFICATIONS	WOODS ALITEC™ ROOT GRAPPLE				WOODS ALITEC™ SCRAP GRAPPLE			
MODEL	HLRG65	HLRG72	HLRG79	HLRG86	HLSG66	HLSG73	HLSG78	HLSG84
Skid Steer Sizes	class 5 – 8 (1,351 – 2,700 lbs)				class 5 – 8 (1,351 – 2,700 lbs)			
Ag Tractor Sizes	45 – 100 hp (up to 10,000 lbs)				45 – 100 hp (up to 10,000 lbs)			
Width (inches)	65"	72"	79"	86"	66"	73"	78"	84"
Length (inches)	34"				35"			
Height (inches)	27"				27"			
Weight (lbs)	660	680	700	720	773	823	873	923
No. of Tines x Spacing (inches)	10 x 6.75"	11 x 6.75"	12 x 6.75"	13 x 6.75"	-	-	-	-
Heaped Capacity	-	-	-	-	15.1	16.9	18.1	19.5
Grapple Opening (inches)	37"				39"			
Grapple Width (inches)	19"				19"			
Clamping Force Per Grapple (lbs)	3,000				3,000			
Cylinder Bore (inches)	2.76"				2.76"			
Cylinder Rod (inches)	1.38"				1.38"			
Rivot Pins (inches)	1.25"				1.25"			
Greasable Pivots	yes				yes			
Cutting Edge	serrated				single, beveled bolt-on reversible edge			
Hose Protection	yes (sleeve and internal routing)				yes (sleeve and internal routing)			
Options	hydraulic pressure protection, slat kit, end plate extensions				hydraulic pressure protection, end plate extensions			

Augers

HA15E | 15-25 gpm

HA20E | 20-30 gpm

HA30E | 30-40 gpm

HA35E | 35-45 gpm

- Models for every application, hole size, ground condition, and type of skid steer.
- Designed with a planetary drive system for durability and use in hard soils.
- High-flow models are designed for heavy industrial use — boring up to 20 feet.
- Dual-angle teeth offer 40- or 50-degree attack angle and are secured with a lug and bolt attachment.
- Backhoe and excavator versions available.



Tooth Options

Standard – Standard drilling

Hardface – Abrasive soil/impact

Carbide – Rock/abrasive soil

Dual-angle Teeth

Dual-angle teeth offer 40- or 50-degree attack angle and are secured with a lug and bolt attachment

SPECIFICATIONS		AUGERS			
MODEL	HA15E	HA20E	HA30E	HA35E	
Maximum Digging Depth (feet)	10'		20'		
Auger Diameter Range (inches)	6 - 36"				
Approximate Weight with 12" Auger (lbs)	433		594	599	
Hydraulic Flow Requirement	15 - 25 gpm	20 - 30 gpm	30 - 40 gpm	35 - 45 gpm	
Auger Speed	104 rpm at 20 gpm 129 rpm at 25 gpm	66 rpm at 20 gpm 199 rpm at 30 gpm	92 rpm at 30 gpm 123 rpm at 40 gpm	87 rpm at 35 gpm 111 rpm at 45 gpm	
Application	construction grade tough soil conditions		heavy-duty construction grade rugged conditions		

COLLABORATING WITH CUSTOMERS TO DESIGN PRODUCTS IS THE BEST PART OF ENGINEERING

WOODS
CONSTRUCTION

Steve Slater, Product Design Engineer

I like collaborating with customers. Watching them in the field and finding out why they do something a certain way lets me immerse myself in their jobs and how they do it. I learn their pain points and the nuances of how they do their work. By working with customers, I'm able to generate a lot of ideas. Then I figure out how to combine the most effective ones. Which ideas are easiest? Which are best? Which are the most valuable to the customer? Collaborating with customers, makes sure I'm headed down the right path the first time.



SUPERIOR DESIGN • SUPERIOR DURABILITY • SUPERIOR STYLE



Power on Each End of Drive Shaft

Dual-drive motors power both ends eliminating rotor twist.

Tine Rotation

Bi-directional tine rotation allows for tilling when the Skid Steer moves in forward or reverse.

See more rotary tillers in our Tillage Equipment Section

Tillers

TL52A | 60-inch

TL73A | 86-inch

TL84A | 97-inch

- Unlike competitive chain drive units, direct drive hydraulic motors require no maintenance or adjustment.
- Recessed drive motors allow easy maneuvering in tight spaces.
- Broad widths increase productivity per pass making walk-behind models obsolete.
- Offset mounting on TL52A model covers right side loader tracks when operating in reverse.

SPECIFICATIONS		TILLERS		
MODEL	TL52A	TL73A	TL84A	
Overall Width (inches)	60"	86"	97"	
Cutting Width (inches)	52"	73"	84"	
Working Depth (inches)	6"			
Overall Height (inches)	31"			
Operating Weight (lbs)	510	750	825	
Number of Tines	24	36	40	
Tine Rotation	forward or reverse			
Driveline	(2) in-line hydraulic motors			
Tine Speed	74-247 rpm			
Hydraulic Flow Requirement	12-40 gpm	18-40 gpm	24-60 gpm	
Hydraulic Pressure Requirement	1,800-3,000 psi	2,000-3,000 psi	3,000-4,000 psi	



PS925

Pavement Saws

PS915 | 1.5-inch **PS925** | 2.5-inch **PS945** | 4.5-inch

- Adaptable to all skid steer loaders with high-flow hydraulic capacity, replacing more cumbersome self-propelled units.
- Nine-inch cutting depth is ideal for sawing patches and expansion joints and for making pavement cuts for utility lines and traffic loops.
- Recommended operating flow and pressure is 25—42 gpm at 2,000-3,500 psi; wheel speed at 30 gpm is 132 rpm.
- Electro-hydraulic side shift enables cutting close to walls, curbs and fixed objects.
- Built-in shroud retracts as cutting depth increases.

SPECIFICATIONS	PAVEMENT SAWS		
MODEL	PS915	PS925	PS945
Cutting Depth (inches)	9"		
Cutting Width (inches)	1.5"	2.5"	4.5"
Number of Teeth	36	28	33
Hydraulic Flow Requirement	25 - 42 gpm		
Hydraulic Pressure Requirement	2,000 - 3,500 psi		
Wheel Speed at 30 gpm	132 rpm		
Weight (lbs)	1,454	1,300	1,493



RW18

Rock Wheels

RW12 | 12-inch **RW18** | 18-inch **RW24** | 24-inch

- Alitec™ rock wheels replace higher priced concrete cutting machines.
- Quick attach mounting allows you to mount to all skid steers with high-flow hydraulics.



SPECIFICATIONS	ROCK WHEELS		
MODEL	RW12	RW18	RW24
Cutting Depth (inches)	12"	18"	24"
Cutting Width (inches)		2.5"/4.5"	
Number of Teeth	32 / 38	44 / 44	54 / 57
Side Shift		22°	
Hydraulic Flow Requirement	25-47 gpm	26-47 gpm	30-47 gpm
Hydraulic Pressure Requirement	2,250-5,000 psi	2,500-5,000 psi	3,000-5,000 psi
Maximum Output Torque	2,879 lbs-ft at 3,000 psi / 3,358 at 3,000 psi 3,838 at 4,000 psi / 4,318 at 4,500 psi / 4,798 at 5,000 psi		
Wheel Speed at 30 gpm	77		
Weight (lbs)	1,572 / 1,600	1,800 / 1,850	2,000 / 2,545

Planetary Drive

Planetary reduction generates higher torque than competitors' drive line packages — up to 4,800 lbs/foot.

Maximum Compaction

Low-flow hydraulic design allows full roller function and maximum compaction at 15 gpm.



Vibratory Rollers

VR48A | 48 inches

VR73A | 73 inches

VR66A | 66 inches

VR84A | 84 inches

- Choose from two different drum profiles for different soil applications — smooth drum for light or sandy soils and padded sheepsfoot for heavy clay-type soils.
- Easily maneuvered in tight spaces.
- Much more affordable than walk-behind or ride-on models.
- Ideal for a wide variety of jobs.

SPECIFICATIONS		VIBRATORY ROLLERS			
MODEL	VR48A	VR66A	VR73A	VR84A	
Drum Width (inches)	48"	66"	73"	84"	
Overall Width (inches)	55.5"	73"	80.5"	91"	
Drum Oscillation	+/- 15°				
Overall Height (inches)	27"				
Overall Length (inches)	33"				
Operating Weight (lbs)	1,375 1,294	1,688 1,545	1,864 1,785	2,073 1,921	
Drum Diameter (inches)	24"				
Maximum Output Force (lbs)	7,140	8,740	10,240	11,750	
Frequency	1,033–2,160 vpm				
Hydraulic Flow Requirement	11–23 gpm				
Hydraulic Pressure Requirement	1,500–3,200 psi				



Top pivot design

Top pivot design self-levels drum and chassis creating higher down forces and smoother cuts

Cold Planers

CP12LFA | 12 inches
CP16 | 16 inches

CP18 | 18 inches
CP24 | 24 inches

CP30 | 30 inches
CP40 | 40 inches

- Manual controls attach to any skid steer.
- Cut asphalt and concrete with the same machine.
- Optional water kit increases tool life by 20 to 30 percent.
- Easy to maneuver, great for bridge decks.

SPECIFICATIONS		COLD PLANERS				
MODEL	CP12LFA	CP16	CP18	CP24	CP30	CP40
Hydraulic Flow Classification	low-flow	high-flow				
Cutting Width (inches)	12"	16"	18"	24"	30"	40"
Cutting Depth (inches)	0-5"	0-6"				0-8"
Operating Weight (lbs)	1,300	1,750	1,801	1,919	2,450	3,200
Number of Teeth	36	44	48	62	74	94
Side Shift (inches)	0-22"					
Tilt	+/- 19°	+/- 15°				+/- 10°
Hydraulic Flow Requirement	13-23 gpm	22-42 gpm	25-42 gpm	28-47 gpm	30-47 gpm	33-47 gpm
Hydraulic Pressure Requirement	1,500-3,000 psi	2,000-3,500 psi		2,500-3,500 psi		3,000-5,000 psi
Depth Control Mechanism	mechanical	hydraulic				
Tilt Control Mechanism	mechanical	hydraulic				
Side Shift Mechanism	hydraulic					
Hydraulic Function Activation	manual	manual or electric				

GENERAL AND MULTI-PURPOSE BUCKETS

Alitec™ Buckets

LPSB Series – Low profile, short bottom construction bucket.

- Square back design for reverse grading.
- Shortened bottom for increased bucket breakout force.

LPLB Series – Low profile, long bottom construction bucket.

- Square back design for reverse grading.
- Longer bottom for improved operator visibility.

HDLP Series – Low profile, Heavy-duty construction bucket.

- Additional high-strength plating for superior bucket life.
- Longer bottom for improved operator visibility.

SW Series – Heavy-duty loader bucket.

- More capacity for lighter materials.
- Square back design for reverse grading.



SPECIFICATIONS		ALITEC™ GENERAL AND MULTI-PURPOSE BUCKETS		
MODEL		BUCKET WIDTH (INCHES)	SAE HEAPED CAPACITY (FT ³)	OPERATING WEIGHT (LBS)
LPSB-Series Low-profile short-bottom construction bucket	LPSB60	60"	11.9	405
	LPSB63	63"	12.5	419
	LPSB66	66"	13.2	433
	LPSB73	73"	14.6	466
	LPSB78	78"	15.7	507
LPLB-Series Low-profile long-bottom construction bucket	LPSB84	84"	16.9	536
	LPLB60	60"	14.4	434
	LPLB63	63"	15.1	449
	LPLB66	66"	15.9	463
	LPLB73	73"	17.7	499
HDLP-Series Low-profile heavy-duty construction bucket	LPLB78	78"	19.0	545
	LPLB84	84"	20.5	575
	HDLP66	66"	15.8	559
	HDLP73/HDLP73M	73"	17.6	597
SW-Series Heavy-duty loader bucket	HDLP78/HDLP78M	78"	18.9	643
	HDLP84/HDLP84M	84"	20.4	676
	SW66	66"	20.3	549
	SW73	73"	22.5	579
	SW78	78"	24.0	609
	SW84	84"	25.8	639

ALITEC™

Woods is an acknowledged leader in excavation buckets and couplers, with legacy brands Wain-Roy®, Central Fabricators (CF®) and Gannon®. Over the decades, many companies have imitated, but no one can duplicate our innovation, versatility, and superb durability.



Use our couplers and coupler systems to quickly and easily change attachments.

WainRoy®



Woods compact excavator buckets are made with high-strength steel, designed for maximum fill and easy dumping. Many models offer removable side cutters and teeth. All buckets fit a wide range of prime movers from Bobcat® to Yanmar®.

Compact excavator buckets and couplers align with the following machine classifications:

MACHINE SIZE	
1/16 yard	under 4,500 lbs.
1/8 yard	4,500 - 9,000 lbs.
1/8 yard	9,000 - 12,500 lbs.
1/4 yard	12,500 - 16,000 lbs.

Wain-Roy, CF and Gannon buckets are available in standard, heavy-duty and severe-duty models for a range of work, including

- Mini-excavating
- Ditching and grading
- Single and multiple-point ripping
- Cribbing
- Pavement removal



INNOVATION DOESN'T JUST HAPPEN. IT TAKES YOU.

The superior design, durability and style of our equipment doesn't just come from Woods team members. It's inspired and driven by passionate conversations, opinions and ideas from people like you.

You work the land. Every day you probably come up with a better way to get things done.

Why not share those ideas?

Join our Power Team customer panel and you may see your ideas come to life on our next new product. We will ask for your input on product features, new product ideas, advertising and more. We'll connect with you through surveys, phone interviews, or focus groups, depending upon your preferences. You'll get advance notice on breaking news. We may even ask you to test a product before it goes to market.

Go to woodsequipment.com/power and sign up for the Woods Power Team.

Help us develop innovative products you will love to use.

Ben Faivre, Polo, Illinois
Farmer and Power Team member



**POWER
TEAM**

Got ideas?

Join our customer panel at woodsequipment.com/power.
You have the power...



SUPERIOR DESIGN ■ SUPERIOR DURABILITY ■ SUPERIOR STYLE

woodsequipment.com

WOODS® | A Blount International Brand
2606 South Illinois Route 2, Oregon, Illinois 61061 tel 800-319-6637 woodsequipment.com

WOODS®
A Blount International Brand

Warning! Some images may show safety shields removed to provide a better view. Equipment should never be operated with any safety shield removed. Some machines in this brochure may be shown with optional equipment. Always operate machines in accordance with supplied operator's manuals. ©2020 Woods Equipment Company. All rights reserved. WOODS and Woods logo are trademarks of Woods Equipment Company. All other trademarks, trade names, or service marks not owned by Woods Equipment Company that appear in this brochure are the property of their respective companies or mark holders. Specifications subject to change without notice.

B011201 Revised January 2020

WOODS EQUIPMENT COMPANY RESPONSIBILITIES**1. Parts Credit**

Reimbursement for parts used in warranty repair will be credited only when the parts are purchased from the Woods Equipment Company. Parts will be credited at dealer net. Invoice numbers must be supplied for the purchased parts. **NO WARRANTY REIMBURSEMENT WILL BE MADE ON PARTS WHICH ARE PAST DUE.**

2. Warranty Parts Freight

When parts must be shipped from Woods, freight will be paid by Woods when shipped in the most economical way. Shipment requested by special means will be at dealer's expense (e.g., air, next day air, priority, etc.).

3. Warranty Labor

Reimbursement for labor expense to the dealer is made at dealer shop rate. Repair times will be reviewed by the Woods Service Manager and may be adjusted according to average repair time requirements. Labor is not paid on service parts warranty. No driving time or service call charges will be allowed.

4. Outside Expenses

Reimbursement for materials or services are made to the dealer by payment of dealer net price. These expenses must be considered necessary to perform the warranty repair and are not normally expected to be provided by the dealer. (e.g., special welding, precision machining, etc.). Outside repair invoice must be attached to the warranty claim.

OTHER WARRANTY PROVISIONS

The following provisions are to be followed when performing warranty repairs:

1. In all cases, the most economical repair should be performed unless otherwise directed. As an example a complete hydraulic or electrical component or gearbox requires service and the combined total of labor and parts equals or exceeds 75% of the total cost of the component then the complete component should be replaced.
2. **WOODS GENUINE PARTS ARE COVERED UNDER WARRANTY FOR A PERIOD OF 90 DAYS.**
A copy of the purchase receipt or invoice must be attached to the claim requesting warranty reimbursement. When large or expensive components such as complete hydraulic or electrical components are sold as service parts the serial number, spec number or date code needs to be documented on the customer invoice. The dealer should then use this document to verify that the component being returned for warranty consideration matches the unit listed on the customer invoice. A copy of that invoice will need to be returned with the part if requested.
3. Woods Equipment Company reserves the right to reverse any or all warranty credits for parts, labor, or miscellaneous charges when errors are found or warranty policies are not complied with.
4. Warranty reimbursement is not possible:
 - If parts returned for evaluation are not cleaned and tagged, or if they are damaged in return shipment due to poor packaging.
 - When failure falls under the "limitations" as identified in the warranty statement (See Examples 7 and 8, Pages MISC35 and MISC36).
 - When Woods has requested the return of certain parts, assemblies, or information and has not received requested material within 30 days of date posted on return request.
 - On claims, due to damage or shortage, that are obviously the responsibility of the Woods dealer or the delivering carrier.
 - On the entire claim when warranty policy or provisions are not followed.
5. **Dealer modifications**
The dealer may not make modifications to products sold by Woods Equipment Company except to the extent necessary to include company authorized accessories or parts. The Limited Express Warranty shall be null and void with respect to any products otherwise modified. All liability for unauthorized modifications to products by the dealer shall be borne by the dealer and the dealer shall defend, indemnify and hold the Company harmless from any claims relating to said modification. All dealers warranty their own work to the purchaser.

WARRANTY

(Replacement Parts For All Models Except Mow'n Machine™
Zero-Turn Mowers)

Woods Equipment Company ("WOODS") warrants this product to be free from defect in material and workmanship for a period of ninety (90) days from the date of delivery of the product to the original purchaser with the exception of V-belts, which will be free of defect in material and workmanship for a period of 12 months.

Under no circumstances will this Warranty apply in the event that the product, in the good faith opinion of WOODS, has been subjected to improper operation, improper maintenance, misuse, or an accident. This Warranty does not cover normal wear or tear, or normal maintenance items.

This Warranty is extended solely to the original purchaser of the product. Should the original purchaser sell or otherwise transfer this product to a third party, this Warranty does not transfer to the third party purchaser in any way. There are no third party beneficiaries of this Warranty.

WOODS' obligation under this Warranty is limited to, at WOODS' option, the repair or replacement, free of charge, of the product if WOODS, in its sole discretion, deems it to be defective or in noncompliance with this Warranty. **The product must be returned to WOODS with proof of purchase within thirty (30) days after such defect or noncompliance is discovered or should have been discovered, routed through the dealer and distributor from whom the purchase was made, transportation charges prepaid.** WOODS shall complete such repair or replacement within a reasonable time after WOODS receives the product. THERE ARE NO OTHER REMEDIES UNDER THIS WARRANTY. THE REMEDY OF REPAIR OR REPLACEMENT IS THE SOLE AND EXCLUSIVE REMEDY UNDER THIS WARRANTY.

THERE ARE NO WARRANTIES WHICH EXTEND BEYOND THE DESCRIPTION ON THE FACE OF THIS WARRANTY. WOODS MAKES NO OTHER WARRANTY, EXPRESS OR IMPLIED, AND WOODS SPECIFICALLY DISCLAIMS ANY IMPLIED WARRANTY OF MERCHANTABILITY AND/OR ANY IMPLIED WARRANTY OF FITNESS FOR A PARTICULAR PURPOSE.

WOODS shall not be liable for any incidental or consequential losses, damages or expenses, arising directly or indirectly from the product, whether such claim is based upon breach of contract, breach of warranty, negligence, strict liability in tort or any other legal theory. Without limiting the generality of the foregoing, Woods specifically disclaims any damages relating to (i) lost profits, business, revenues or goodwill; (ii) loss of crops; (iii) loss because of delay in harvesting; (iv) any expense or loss incurred for labor, supplies, substitute machinery or rental; or (v) any other type of damage to property or economic loss.

This Warranty is subject to any existing conditions of supply which may directly affect WOODS' ability to obtain materials or manufacture replacement parts.

No agent, representative, dealer, distributor, service person, salesperson, or employee of any company, including without limitation, WOODS, its authorized dealers, distributors, and service centers, is authorized to alter, modify, or enlarge this Warranty.

Answers to any questions regarding warranty service and locations may be obtained by contacting:

WOODS® | A Blount International Brand

2606 South Illinois Route 2
Post Office Box 1000
Oregon, Illinois 61061 USA

800-319-6637 tel
800-399-6637 fax
woodsequipment.com

WOODS®

ALITEC™
CENTRAL FABRICATORS®
GANNON®
WAIN-ROY®
WOODS®

LIMITED WARRANTY

(Mow'n Machine™ Zero-Turn Mower Replacement Parts)

Woods Equipment Company ("WOODS") warrants replacement parts for Mow'n Machine™ zero-turn mowers and attachments to be free from defect in material and workmanship for a period of ninety (90) days from the date of delivery of the product to the original purchaser.

IMPLIED WARRANTIES OF MERCHANTABILITY AND/OR FITNESS FOR A PARTICULAR PURPOSE ARE LIMITED IN DURATION TO A PERIOD OF NINETY (90) DAYS FROM THE DATE OF DELIVERY OF THE PRODUCT TO THE ORIGINAL PURCHASER. Some states do not allow limitations on how long an implied warranty lasts, so the above limitation may not apply to you.

This Warranty is extended solely to the original purchaser of the product. Should the original purchaser sell or otherwise transfer the product to a third party, this Warranty does not transfer to the third party purchaser in any way. There are no third party beneficiaries of this Warranty.

This Warranty does not cover normal wear or tear, or normal maintenance items, or any damage, failure or loss caused by improper operation, improper maintenance, misuse, or an accident.

WOODS' obligation under this Warranty is limited to, at WOODS' option, the repair or replacement, free of charge, of the product if the product is defective or in noncompliance with this Warranty. **The product must be returned to WOODS with proof of purchase within thirty (30) days after such defect or noncompliance is discovered or should have been discovered, routed through the dealer and distributor from whom the purchase was made, transportation charges prepaid.** WOODS shall complete such repair or replacement within a reasonable time after WOODS receives the product.

WOODS shall not be liable for any incidental or consequential losses, damages or expenses, arising directly or indirectly from the product, whether such claim is based upon breach of contract, breach of warranty, negligence, strict liability in tort or any other legal theory. Without limiting the foregoing, WOODS shall not be liable for any damages relating to (i) lost profits, business, revenues or goodwill; (ii) any expense or loss incurred for labor, supplies, substitute machinery or rental; or (iii) any other type of damage to property or economic loss. Some states do not allow the exclusion or limitation of incidental or consequential damages, so the above limitations may not apply to you.

No agent, representative, dealer, distributor, service person, salesperson, or employee of any company, including without limitation, WOODS, its authorized dealers, distributors, and service centers, is authorized to alter, modify, or enlarge this Warranty.

This Warranty gives you specific legal rights, and you may also have other rights which may vary from state to state.

Answers to any questions regarding warranty service and locations may be obtained by contacting:

WOODS® | A Blount International Brand

2606 South Illinois Route 2
Post Office Box 1000
Oregon, Illinois 61061 USA

800-319-6637 tel
800-399-6637 fax
woodsequipment.com

ALITEC™
CENTRAL FABRICATORS®
GANNON®
WAIN-ROY®
WOODS®

©2018 Woods Equipment Company. All rights reserved. Woods®, the Woods logo and Mow'n Machine are trademarks of Woods Equipment Company. All other trademarks, trade names, or service marks not owned by Woods Equipment Company that appear in this manual are the property of their respective companies or mark holders. Specifications subject to change without notice.

F-8495 MM & Boundary Repair Parts (Rev. 11/12/2018)

©2019 Woods Equipment Company. All rights reserved. WOODS, the Woods logo, Alitec, Batwing, BrushBull, CF, Gannon, Groundbreaker, Mow'n Machine, Ripper Bucket, Saf-T-Lock, Wain-Roy are all trademarks of Woods Equipment Company. All other trademarks, trade names, or service marks not owned by Woods Equipment Company that appear in this price book are the property of their respective companies or mark holders.



COBB COUNTY PURCHASING DEPARTMENT

122 Waddell Street NE
Marietta, Georgia 30060
(770) 528-8400 /Fax: (770) 528-8428
Email: purchasing@cobbcounty.org
www.cobbcounty.org/purchasing

IMPORTANT NOTICE – PLEASE READ CAREFULLY!!

ALL bids **MUST** be received at the Cobb County Purchasing Department.

BIDS MUST BE RECEIVED BEFORE 12:00 (NOON) ON BID OPENING DAY

Any bid received later than 12:00 (noon) will not be accepted. The County accepts no responsibility for delays in the mail. Bids are to be mailed or delivered to:

COBB COUNTY PURCHASING DEPARTMENT
122 WADDELL STREET NE
MARIETTA, GA 30060

All bids shall be submitted on the Bid Proposal Form. Any revisions made on the outside of the envelope **WILL NOT** be considered.

PLEASE CHECK bid specifications and advertisement for document requirements.

Documents/Forms listed below **MUST** be submitted when required.

Omission of these documents /forms will cause your bid/proposal to be declared **NON-RESPONSIVE**.

- **BID SUBMITTAL FORM (REQUIRED)**
 - ▶ *Official Signature is required on this form guaranteeing the quotation.*
- **CONTRACTOR AFFIDAVIT and AGREEMENT – Exhibit A (REQUIRED)**
 - ▶ *Affidavit **MUST** be signed, notarized and submitted with any bid requiring the performance of physical services. If the affidavit is not submitted at the time of the bid, bid will be determined non-responsive and will be disqualified.*
- **BID BOND (NOT REQUIRED)**

If your firm is classified as a Disadvantaged Business Enterprise (DBE) please complete Exhibit B with bid response. A Disadvantaged Business Enterprise (DBE) is generally defined as a Female, Black American, Hispanic American and any other minority owned business.

All vendors are required to submit the ORIGINAL AND AT LEAST one (1) duplicated copy of any bid submitted to Cobb County. Please refer to your bid specifications to determine if more than one (1) copy is required. *Non-submission of a duplicate copy may disqualify your bid/proposal.*

A “SEALED BID LABEL” has been enclosed to affix to your bid. This label **MUST** be affixed to the outside of the envelope or package, even if it is a “NO BID” response. Failure to attach the label may result in your bid being opened in error or not routed to the proper location for consideration. No bid will be accepted after the date and time specified.

Thank you in advance for your cooperation.

BID SUBMITTAL FORM



SUBMIT BID/PROPOSAL TO:
Cobb County Purchasing Department
122 Waddell Street NE
Marietta, GA 30060

BID/PROJECT NUMBER: 20-6504
Request for Proposal

Implements, Attachments, and Related Products for Tractors, Mowers, and Related Equipment
Cobb County Purchasing Department

DELIVERY DEADLINE: MARCH 12, 2020 BEFORE 12:00 (NOON) EST
(NO BIDS/PROPOSALS WILL BE ACCEPTED AFTER THIS DEADLINE).

Bid Opening Date: March 12, 2020 @ 2:00 P.M. in the Cobb County Purchasing Department, 122 Waddell Street NE, Marietta, Georgia, 30060.

BUSINESS NAME AND ADDRESS INFORMATION:

Company name: WORDS EQUIPMENT COMPANY
Contact name: KERA ROSCHI
Company address: 2406 W RT 2 S, OREGON, IL 61061
E-mail address: keraroschi@wordsequipment.com
Phone number: 815-732-9360 Fax number: 815-732-9378

NAME AND OFFICIAL TITLE OF OFFICER GUARANTEEING THIS QUOTATION:

JERRY JOHNSON PRESIDENT
(PLEASE PRINT/TYPE) NAME TITLE

SIGNATURE OF OFFICER ABOVE: J. Johnson
(SIGNATURE)

TELEPHONE: 815-732-9435 FAX: 815-732-4781

Bids received after the date and time indicated will not be considered. Cobb County reserves the right to reject any and all bids, to waive informalities, to reject portions of the bid, to waive technicalities and to award contracts in a manner consistent with the county and the laws governing the state of Georgia.

The enclosed (or attached) bid is in response to Bid Number 20-6504; is a firm offer, as defined by section O.C.G.A. (s) 11-2-205 of the code of Georgia (Georgia laws 1962 pages 156-178), by the undersigned bidder. This offer shall remain open for acceptance for a period of 90 calendar days from the bid opening date, as set forth in this invitation to bid unless otherwise specified in the bid documents.

NOTICE TO BIDDERS - - BID QUOTES MUST INCLUDE INSIDE DELIVERY CHARGES



Cobb County...Expect the Best!

"STATEMENT OF NO BID"

**COBB COUNTY PURCHASING DEPARTMENT
122 WADDELL STREET NE
MARIETTA, GA 30060**

TO ALL PROSPECTIVE BIDDERS:

Because of the many requests to be placed on our vendors' list, we are continuously updating the list. While we want to include all bona fide vendors, we do not want to mail bids to those vendors who may no longer be interested in participating in our bidding process.

If you do not choose to respond to the attached Invitation to Bid/Request for Proposal, please fill out the form below indicating whether or not you want to be retained on our current vendor list.

Vendors who do not respond in any way (by either submitting a bid or by returning this form) over a period of one year may be removed from the current vendor list.

Vendors who do not wish to bid often return the entire bid package, sometimes at considerable postage expense. Returning the entire bid package is not necessary. Simply return this form.

Thank you for your cooperation.
Cobb County Purchasing Department

"STATEMENT OF NO BID"

Sealed Bid Number 20-6504

Request for Proposal

**Implements, Attachments, and Related Products
for Tractors, Mowers, and Related Equipment
Cobb County Purchasing Department**

If you do not wish to respond to the attached Invitation to Bid/Request for Proposal, please complete this form and mail/fax to: **Cobb County Purchasing Department, Attention: Sealed Bid Department, 122 Waddell Street NE, Marietta, GA. 30060 -Fax # 770-528-8428**

I do not wish to submit a bid/proposal on this solicitation.

I wish to be retained on the vendor list for this commodity or service: Yes No

Please PRINT the following:

Company Representative

You are invited to list reasons for your decision not to bid: _____



Cobb County... Expect the Best!

**COMPETITIVE SOLICITATION
BY COBB COUNTY, GA
FOR
IMPLEMENTS, ATTACHMENTS, AND RELATED PRODUCTS FOR TRACTORS,
MOWERS, AND RELATED EQUIPMENT
ON BEHALF OF ITSELF AND OTHER GOVERNMENT AGENCIES
AND MADE AVAILABLE THROUGH OMNIA PARTNERS**

**RFP
SEALED BID #20-6504**

by any Public Agency is preceded by their registration with OMNIA Partners (a "Participating Public Agency") and, by using the Master Agreement, any such Participating Public Agency agrees that it is registered with OMNIA Partners, whether pursuant to the terms of a Master Intergovernmental Purchasing Cooperative Agreement (MICPA), a form of which is attached hereto on Attachment A, or as otherwise agreed to. Attachment A contains additional information about OMNIA Partners and the cooperative purchasing program.

OMNIA Partners is the largest and most experienced purchasing organization for public and private sector procurement. Through the economies of scale created by OMNIA Partners public sector subsidiaries and affiliates, National IPA and U.S. Communities, our participants now have access to more competitively solicited and publicly awarded cooperative agreements. The lead agency contracting process continues to be the foundation on which we are founded. OMNIA Partners is proud to offer more value and resources to state and local government, higher education, K-12 education and non-profits.

OMNIA Partners provides shared services and supply chain optimization to government, education and the private sector. With corporate, pricing and sales commitments from the Supplier, OMNIA Partners provides marketing and administrative support for the Supplier that directly promotes the Supplier's products and services to Participating Public Agencies through multiple channels, each designed to promote specific products and services to Public Agencies on a national basis. Participating Public Agencies benefit from pricing based on aggregate spend and the convenience of a contract that has already been advertised and publicly competed. The Supplier benefits from a contract that generally allows Participating Public Agencies to directly purchase goods and services without the Supplier's need to respond to additional competitive solicitations. As such, the Supplier must be able to accommodate a nationwide demand for services and to fulfill obligations as a nationwide Supplier and respond to the OMNIA Partners documents (Attachment A).

Cobb County, GA is committed to utilizing and promoting the Master Agreement for Implements, Attachments, and Related Products over the full term of the Contract. While no minimum volume is guaranteed to the Supplier, the estimated annual volume of Implements, Attachments, and Related Products purchased under the Master Agreement through OMNIA Partners is approximately \$20M. This projection is based on the current annual volumes among Cobb County, GA, other Participating Public Agencies anticipated to utilize the resulting Master Agreement made available to them through OMNIA Partners, and volume growth into other Public Agencies through a coordinated marketing approach between the Supplier and OMNIA Partners.

MULTIPLE AWARDS

Multiple awards may be issued as a result of this solicitation. Multiple Awards will ensure that any ensuing Master Agreements fulfill current and future requirements of the diverse and large number of Participating Public Agencies.

Cobb County, GA reserves the right to award the contract locally and/or nationally in the aggregate, by section, multiple award, primary, secondary, and tertiary, whichever is in the best interest of the County as a result of this solicitation.

EVALUATION OF PROPOSALS

Proposals will be evaluated by the Principal Procurement Agency in accordance with, and subject to, the relevant statutes, ordinances, rules and regulations that govern its procurement practices.

3. PRICING

Prices shall remain fixed for the first twelve (12) months of the Master Agreement term. Reasonable price changes based on market conditions and price/cost analysis may be made after the initial twelve (12) months. The Contractor shall supply documentation satisfactory to Cobb County, such as: documented changes to Producers Price Indexes; Consumer Price Indexes; or a manufacturer's published notification of price change(s).

Cobb County will evaluate this information to determine if revising the pricing is considered fair and reasonable to the satisfaction of Cobb County. Requests for any such change must be received in writing by the Cobb County Purchasing Department thirty (30) days prior to the expiration of the original contract term. The County may cancel the contract if the price increase request is not approved.

All price reductions at the manufacturers' or distributors' level shall be reflected in a reduction of the contract price(s) to Cobb County retroactive to the effective date of the price reduction(s).

Special Offers/Promotions

In addition to decreasing prices for the balance of the Contract term due to a change in market conditions, Contractor may conduct sales promotions involving price reductions for a specified lesser period. Contractor may offer Participating Public Agencies competitive pricing lower than the not-to-exceed price set forth herein at any time during the Contract term and such lower pricing shall not be applied as a global price reduction under the Contract.

4. PROPOSAL CONTENTS

To assist in the evaluation of proposals resulting from this RFP, it is requested that each proposal be written in a concise and forthright manner and that unnecessary marketing statements and materials be avoided. The proposal shall consist of the sections outlined and organized in the manner set forth below, separated, and appropriately titled. Responses for each proposal section and requirement listed below must be clearly stated. Any additional relevant information may be placed in appendices.

5.1 Cover Letter

The proposer shall provide a cover letter describing a brief history of the Proposer and its organization. The letter will list the Principal or Officer of the organization who will be the County's primary point of contact during clarifications or negotiations. This individual must have the authority to clarify and/or negotiate all aspects on the scope of products and services on behalf of the Proposer. An officer authorized to bind the Proposer to the terms and conditions of this RFP must sign the cover letter.

5.2 Executive Summary

The Proposer shall provide an Executive Summary that presents in brief, concise terms a summary level description of the contents of the proposal.

5.3 Company Background/Profile

Provide information on company background to include the following:

- a. Legal name, address, phone and fax numbers, e-mail, Federal ID#, and website address.
- b. Date business was established under current name.
- c. Size of company including the total number of employees.
- d. Type of ownership or legal structure of business
- e. Has the company ever failed to complete work for which a contract was issued? If yes, explain the circumstances.

5.7 Financial Statements

Proposers shall submit a recent history of financial solvency and provide the following:

- a. Financial Statement: Include the most recent, independently certified financial statement. Financial statements must include a balance sheet and income statement.
- b. Name and address of firm certifying the attached financial statement including a letter stating the independent audit or review has been performed by the firm.
- c. State whether the Proposer has ever had a bankruptcy petition filed in its name, voluntarily or involuntarily. If yes, specify all relevant details.

5.8 National Contract

- a. Include a detailed response to Attachment A, Exhibit A, OMNIA Partners Response for National Cooperative contract. Responses should highlight experience, demonstrate a strong national presence, describe how Supplier will educate its national sales force about the contract, describe how products and services will be distributed nationwide, include a plan for marketing the products and services nationwide, and describe how volume will be tracked and reported to OMNIA Partners.
- b. The successful Supplier will be required to sign Attachment A, Exhibit B, OMNIA Partners Administration Agreement. Suppliers should have any reviews required to sign the document prior to submitting a response. Supplier's response should include any proposed exceptions to the OMNIA Partners Administration Agreement.

5. EVALUATION CRITERIA

Proposals will be evaluated on the basis of information presented in the proposal package and on an analysis of any other available information. The County may conduct such investigations or interviews as it deems necessary to assist in the evaluation of any proposal submitted and to establish to Cobb County's satisfaction the qualifications of any Proposer.

Proposal will be evaluated on the basis of the following criteria:

- a. Relevant Experience/Performance including References
- b. Product Options/Variety/Availability and Service Capability
- c. Financial Stability
Financial Stability of the top proposer(s) will be evaluated by the Finance Department in the following areas: Liquidity Ratios (1 point); Financial Leverage Ratios (2 points); Profitability Ratios (1 point); and whether an audited or reviewed Financial Statement is submitted with Proposal (1 point). A maximum of 5 points may be awarded. Proposers who receive a score of 2 points or less will not be considered for award.
- d. Price
- e. Response to the National Program (including detailed response to Attachment A, Requirements for National Cooperative Contract to be Administered by OMNIA Partners, Public Sector)

Unsigned proposals will not be considered.

Cobb County is exempt from federal excise tax and Georgia sales tax with regards to goods and services purchased directly by Cobb County. Suppliers and contractors are responsible for federal excise tax and sales tax, including taxes for materials incorporated in county construction projects. Suppliers and contractors should contact the State of Georgia Sales Tax Division for additional information.

Except as otherwise provided by law, information submitted by a proposer in the proposal process shall be subject to disclosure after proposal award in accordance with the Georgia Open Records Act. Proprietary information must be identified with the appropriate affidavit as required by the Georgia Open Records Act. Marking an entire proposal as proprietary will be neither accepted nor honored.

Each Proposer is required to keep the contents of their proposal confidential once it is submitted until the award to the successful Proposer is made. Releasing any information regarding the proposal to third parties or the media prior to the conclusion of the selection process will be immediate grounds for the County to reject the proposal as non-responsive.

V. Withdraw Proposal Due to Error

The proposer shall give notice in writing of his claim of right to withdraw his proposal without penalty due to an error within two (2) business days (48 hours) after the conclusion of the proposal opening. Proposals may be withdrawn from consideration if the price was substantially lower than the other proposals due solely to a mistake therein, provided the proposal was submitted in good faith, and the mistake was a clerical mistake as opposed to a judgment mistake, and was actually due to an unintentional arithmetic error or an unintentional omission of a quantity of work, labor or material made directly in the compilation of the proposal, which unintentional arithmetic or unintentional omission can be clearly shown by objective evidence drawn from inspection of original work papers, documents and materials used in the preparation of the proposal sought to be withdrawn. The proposer's original work papers shall be the sole acceptable evidence of error and mistake if he elects to withdraw his proposal. If a proposal is withdrawn under the authority of this provision, the lowest remaining responsive proposal shall be deemed to be low proposal. Proposal withdrawal is not automatically granted and will be allowed solely at the discretion of Cobb County.

No proposer who is permitted to withdraw a proposal shall, for compensation, supply any material or labor or perform any subcontract or other work agreement for the person or firm to whom the contract is awarded or otherwise benefit, directly or indirectly, from the performance of the project for which the withdrawn proposal was submitted.

VI. F.O.B. Point

Unless otherwise stated in the request for proposal and any resulting contract, or unless qualified by the proposer, items shall be shipped F.O.B. Destination. The seller shall retain title for the risk of transportation, including the filing for loss or damages. The invoice covering the items is not payable until the items are delivered and the contract of carriage has been completed. Unless the F.O.B. clause states otherwise, the seller assumes transportation and related charges either by payment or allowance.

VII. Patent Indemnity

The contractor guarantees to hold the County, its agents, officers or employees harmless from liability of any nature or kind for use of any copyrighted or uncopyrighted composition, secret process, patented or unpatented invention, articles or appliances furnished or used in the performance of the contract, for which the contractor is not the patentee, assignee or licensee.

landslide, subsidence and volcanic eruption), fire, flood, hurricanes, explosion, hail, lighting, weather, vandalism, malicious mischief, wind, collapse, riot, aircraft, smoke, or other cataclysmic events, and coverage against damage or loss caused by machinery accidents and operational and performance testing, commissioning and start-up, with extended coverage, and providing coverage for transit, with sub-limits sufficient to insure the full replacement value of the property or equipment removed from its site and while located away from its site until the date of final acceptance of the Work.

The making of progress payments to the Contractor shall not be construed as relieving the Contractor or its subcontractors or insurance carriers providing the coverage described herein for responsibility for loss or direct physical loss, damage or destruction occurring prior to final acceptance of the Work.

C. Deductibles and Self-Insured Retention

Any deductibles or self-insurance retentions must be declared to and approved by Owner so that Owner may ensure the financial solvency of the Contractor. At the option of Owner, either the insurer shall reduce or eliminate such deductibles or self-insured retentions as respects Owner, its officers, officials, and employees; or the Contractor shall procure a bond guaranteeing payment of losses and related investigations, claim administration and defense expenses. Contractor shall pay all deductibles and be liable for all claims, losses and damages for which it self-insures.

D. Other Insurance Provisions

The policies are to contain, or be endorsed to contain, the following provisions:

i. General Liability, Automobile Liability, and Umbrella/Excess Insurance

- (a) **Additional Insured Requirement.** Cobb County, its elected and appointed officials, officers, boards, commissions, officers, employees, representatives, servants, volunteers and agents (hereinafter referred to as "Insured Party" or "Insured Parties") are to be **covered as additional insureds** as respects: liability arising out of activities performed by or on behalf of the Contractor; products and completed operations of the Contractor, premises owned, leased, or used by the Contractor; and automobiles owned, leased, hired, or borrowed by the Contractor. The coverage shall contain no special limitations on the scope of protection afforded to the Insured Parties. Nothing contained in this section shall be construed to require the Contractor to provide liability insurance coverage to the any Insured Party for claims asserted against such Insured Party for its sole negligence.
- (b) **Primary Insurance Requirement.** The Contractor's insurance coverage shall be primary and noncontributing insurance as respects to any other insurance or self-insurance available to the Insured Parties. Any insurance or self-insurance maintained by the Insured Parties shall be in excess of the Contractor's insurance and shall not contribute with it.
- (c) **Reporting Requirement.** Any failure to comply with reporting provisions of the policies shall not affect coverage provided to the Insured Parties.
- (d) **Separate Coverage.** Coverage shall state that the Contractor's insurance shall apply separately to each Insured Party against whom claim is made or suit is brought.

I. Subcontractors

Contractor shall include all subcontractors as insureds under its policies or shall furnish separate certificates and endorsements for each subcontractor. All coverage for subcontractors shall be subject to all of the requirements stated in this Agreement, including, but not limited to, naming the Insured Parties as additional insureds.

X. Award

Award will be made to the highest scoring responsive and responsible proposer according to the criteria stated in the proposal documents and only after approval of the County Board of Commissioners. Award will be made in writing to the successful proposer. The County may make such investigations or obtain such clarifications as it deems necessary to determine the ability of the proposer to perform, and the proposer shall furnish to the County all such information and data for this purpose as the County may request. The County reserves the right to reject any proposal if the evidence submitted by, or investigations of such proposer fails to satisfy the County that such proposer is properly qualified to carry out the obligations of the contract.

The County reserves the right to reject or accept any or all proposals for any reason and to waive technicalities, informalities and minor irregularities in the proposals received in the County's sole discretion and best interest. The County reserves the right to make an award as deemed in its best interest which may include awarding a proposal to a single proposer or multiple proposers; or to award the whole proposal, only part of the proposal, or none of the proposal to single or multiple proposers, based on its sole discretion of its best interest.

Time payment discounts will be considered in arriving at net prices and in award of proposal.

It is the intent of Cobb County Government to award all contracts in a manner that promotes fair, equitable treatment of all contractors and sub-contractors without regard to race, color, creed, national origin, gender, age, or disability.

XI. County Furnished Property

The County will furnish no material, labor or facilities unless so provided in the RFP.

XII. Rejection of Proposals

Failure to observe any of the instructions or conditions in this request for proposal may constitute grounds for rejection of proposal.

XIII. Contract

Upon submitting a proposal in response to an RFP containing a Cobb County Sample Contract as part of the requirements, it is understood that the proposer has reviewed the documents with the understanding that Cobb County requires that the successful proposer(s) shall enter into a contract that is substantially the same as the Sample Contract unless modified by agreement of the parties. If any exceptions are taken to any part of the Sample Contract, each exception must be stated in detail and submitted as part of the proposal document. If no exceptions are stated, it is assumed that the proposer fully agrees to the Sample Contract in its entirety. The foregoing should not be interpreted to prohibit either party from proposing additional contract terms and conditions during negotiation of the final contract, and the County reserves the right to make changes to the Sample Contract. In no event is a proposer to submit its own standard contract terms and conditions as a response to this RFP.

The responding firm also warrants that he and his sub-consultant(s) have not employed or retained any company or person other than a bona fide employee working solely for the responding firm or sub-consultant(s) to solicit or secure a contract agreement with Cobb County, as related to this RFP, and that he and his sub-consultant(s) have not paid or agreed to pay any person, company, corporation, individual, or firm other than a bona fide employee working solely for the responding firm or his sub-consultant(s) any fee, commission, percentage, gift, or other consideration contingent upon or resulting from the award of this Agreement.

For any breach or violation of this provision, the County shall have the right to terminate any related contract or agreement without liability and at its discretion to deduct from the price, or otherwise recover, the full amount of such fee, commission, percentage, gift, payment or consideration.

The successful responding firm shall require each of its sub-consultant(s) to sign a statement certifying to and agreeing to comply with the terms of the subsections above.

XVII. Default

The contract may be cancelled or annulled by the Purchasing Director in whole or in part by written notice of default to the contractor upon non-performance or violation of any contract term. An award may be made to the next highest rated responsive and responsible proposer, or articles specified may be purchased on the open market similar to those terminated or the County may issue a new Request for Proposal. In any event, the defaulting contractor (or his surety) shall be liable to the County for costs to the County in excess of the defaulted contract prices; provided, however, that the contractor shall continue the performance of this contract to the extent not terminated under the provisions of this clause. Failure of the contractor to deliver materials or services within the time stipulated on its proposal, unless extended in writing by the Purchasing Director, shall constitute contract default.

XVIII. Disputes

Except as otherwise provided in the contract documents, any dispute concerning a question of fact arising under the contract which is not disposed of shall be decided after a hearing by the Purchasing Director who shall reduce his/her decision to writing and mail or otherwise furnish a copy thereof to the contractor. The decision of the Purchasing Director shall be final and binding, however, the contractor shall have the right to appeal said decision to a court of competent jurisdiction.

XIX. Substitutions

Proposers offering and quoting on substitutions or who are deviating from the attached specifications shall list such deviations on a separate sheet to be submitted with their proposal. The absence of such a substitution list shall indicate that the proposer has taken no exception to the specifications contained therein.

XX. Ineligible Proposers

The County may choose not to accept the proposal of one who is in default on the payment of taxes, licenses or other monies owed to the County. Failure to respond three (3) consecutive times for any given commodity may result in removal from the list under that commodity.

XXVI. Proposal Format

Presentation of the relevant information is at the discretion of the respondent; however, the proposal must address all items identified in Section Titled, Proposal Requirements. To assist in the evaluation of proposals resulting from the RFP, it is recommended that each proposal be written in a concise and forthright manner and that unnecessary marketing statement and materials be avoided.

XXVII. Indemnification

By submitting a Proposal, the Proposer hereby agrees to indemnify, defend and hold harmless the County, its departments, employees and the Board of Commissioners from and against any and all claims, demands, liabilities, losses, costs or expenses, including attorneys' fees, due to liability to a third party or parties, for any loss due to bodily injury (including death), personal injury, and property damage, including but not limited to intellectual property claims, arising directly or indirectly from the submission of the Proposal hereunder, but only to the extent such claims are caused by the negligence, recklessness or intentionally wrongful conduct of the Proposer or its agents, employees, associates, subcontractors or others working at the direction of Proposer. This indemnification obligation survives beyond the submission date of the Proposal and the dissolution or, to the extent allowed by law, the bankruptcy of the Proposer.

XXVIII. Indemnification/Hold Harmless

The Contractor covenants and agrees to take and assume all responsibility for the Work rendered in connection with this Agreement. The Contractor shall bear all losses and damages directly or indirectly resulting to it on account of the performance or character of the Work rendered pursuant to this Agreement. To the fullest extent permitted by law, the Contractor shall defend, indemnify and hold harmless the County and the County's elected and appointed officials, officers, boards, commissions, employees, representatives, consultants, servants, agents and volunteers (individually an "Indemnified Party" and collectively the "Indemnified Parties") from and against any and all claims, suits, actions, judgments, injuries, damages, losses, expenses, and liability of any kind whatsoever, including but not limited to attorneys' fees and other legal expenses, ("Liabilities") to the extent caused by or resulting from negligence, recklessness, or intentionally wrongful conduct arising out of the Work, performance of contracted services, or operations by Contractor, any subcontractor, anyone directly or indirectly employed by the Contractor or subcontractor or anyone for whose acts the Contractor or subcontractor may be liable, regardless of whether or not the negligent act or omission is caused in part by a party indemnified hereunder. This indemnity obligation does not include Liabilities caused by or resulting from the sole negligence of an Indemnified Party. Such obligation shall not be construed to negate, abridge or otherwise reduce other rights or obligations of indemnity which would otherwise exist as to the party or person described in this Section XXVII.

In any and all claims against an Indemnified Party or Indemnified Parties by an employee of the Contractor, its subcontractors, anyone directly or indirectly employed by them or anyone for whose acts they may be liable, the indemnification obligation under this Section XXVII shall not be limited by a limitation on amount or type of damages, compensation or benefits payable by or for the Contractor, or its subcontractors, under workers' or workmen's compensation acts, disability benefit acts or other employee benefit acts.

This obligation to indemnify, defend and hold harmless the Indemnified Party and Indemnified Parties shall survive the expiration or termination of this Agreement provided that the claims are based upon or arise out of acts or omissions that occurred during the performance of this Agreement.

XXXII. Termination for Convenience

The successful Proposer will be required to enter into a contract containing a provision for termination of the contract for the County's convenience. The following is a sample of the provision.

The County, by written notice, may terminate this contract, in whole or in part, when it is in the County's interest. If this contract is terminated, the County shall be liable only for goods or services delivered or accepted. The County Notice of Termination may provide the contractor thirty (30) days prior notice before it becomes effective. However, at the County's sole option a termination of convenience may be effective immediately and may apply to delivery orders (if applicable) or to the contract in whole.

XXXIII. Proposal Requirements

The respondents must demonstrate competence and experience in the area of expertise outlined in this Request for Proposal.

If required, respondents must demonstrate competence and experience in public speaking and graphic presentations for the purpose of conveying project information to large and diverse community groups. Respondents should also be able to demonstrate the ability to build consensus among public and private interest groups related to this project.

XXXIV. Cover Letter/Executive Summary

Respondents shall provide a cover letter or letter of transmittal to briefly summarize the company's interest and relevant qualifications for the project. This letter shall not exceed two (2) pages, and shall be signed by an agent of the responding firm who is authorized to negotiate the details of the proposed services.

XXXV. Project Team

Respondents shall provide an organizational chart for the proposed project team, as well as the relevant background and experience for every proposed team member.

XXXVI. Special Terms and Conditions

Should these General Terms and Conditions be in conflict with any attached Special Terms and Conditions, the Special Terms and Conditions will control.

PROCEDURES & REQUIREMENTS

1. Bid Documents: Bid documents should contain information regarding the contract language and contractual requirements described below.
2. Responsive Bid Documents: Responsive bid documents MUST INCLUDE a signed, notarized affidavit from the contractor in the form attached as EXHIBIT A (CONTRACTOR AFFIDAVIT & AGREEMENT). **If the affidavit is not submitted at the time of the bid, the applicant will be disqualified.**

This Affidavit Must Be Signed, Notarized And Submitted With Any Bid Requiring The Performance Of Physical Services. If The Affidavit Is Not Submitted At The Time Of The Bid, The Bid Will Be Determined To Be Non-Responsive And Will Be Disqualified.

3. Contract Language & Contractual Requirements: Affirmative language shall be contained in agreements for the performance of services to cover all statutory and County requirements; such language shall require:
 - (a) That affidavits in the form attached to these "Procedures & Requirements" be executed from a contractor (and any subcontractors, regardless of tier) and notarized, showing compliance with the requirements of O.C.G.A. § 13-10-91 and that such be made part of the contract and/or subcontracts;
 - (b) That the contractor (and any subcontractors, regardless of tier) fully comply with the requirements for completing and submitting the "Immigration Compliance Certification" and that such certification be received by the County prior to the commencement of any work under the contract or subcontract;
 - (c) That the contractor (or any subcontractor, regardless of tier) notify the County within five (5) business days of entering into a contract or other agreement for hire with any subcontractor(s), regardless of tier;
 - (d) That the contractor be responsible for obtaining and providing to the County the "Subcontractor Affidavit & Agreement" and "Immigration Compliance Certification" attached to and required under these "Procedures & Requirements" from each subcontractor, regardless of tier, employed or retained for work under the contract prior to the commencement of any work under the contract or any subcontract;
 - (e) That Cobb County, Georgia, reserves the right to dismiss, or require the dismissal of, any contractor or subcontractor for failing to provide the required affidavit or certification and/or for failure to comply with the statutory requirements of O.C.G.A. § 13-10-91 and/or for providing false or misleading information upon the required affidavit(s) or certification(s);
 - (f) That any contractor and/or subcontractor retaining any other subcontractor to perform services under the contract provide legal notice to any subcontractor of the requirements of Cobb County for immigration compliance and further provide notice that Cobb County, Georgia, reserves the right to dismiss, or require the dismissal of, any contractor or subcontractor for failing to provide the required affidavit or certification and/or for failure to comply with the statutory requirements of O.C.G.A. § 13-10-91 and/or for providing false or misleading information upon the required affidavit(s) or certification(s);
 - (g) That failure to comply with any of the requirements and procedures of the County (i.e., failure to timely supply required affidavits or compliance certification documents; failure to utilize federal work authorization procedures; failure to permit or facilitate audits or reviews of records by County or State officials upon request; and/or failure to continue to meet any of the statutory or County obligations during the life of the contract) shall constitute a material breach of the agreement and shall entitle the County to dismiss any general contractor or to require the dismissal of any subcontractor or sub/subcontractor (irrespective of tier) for failing to fully comply with these requirements;

**CONTRACTOR AFFIDAVIT & AGREEMENT
(EXHIBIT A)**

This affidavit must be signed, notarized and submitted with any bid requiring the performance of physical services. If the affidavit is not submitted at the time of the bid, the bid will be determined non-responsive and will be disqualified.

By executing this affidavit, the undersigned contractor verifies compliance with O.C.G.A. §13-10-91, stating affirmatively that the individual, firm or corporation which is contracting with Cobb County, Georgia, has registered with, is authorized to use, and is participating in a federal work authorization program (an electronic verification of work authorization program operated by the U.S. Department of Homeland Security or any equivalent federal work authorization program operated by the U.S. Department of Homeland Security to verify information of newly hired employees, pursuant to the Immigration Reform and Control Act of 1986 (IRCA)). The undersigned contractor further attests that it will continue to use the federal Employment Eligibility Verification (EEV) work authorization program throughout the contract period.

The undersigned further agrees that should it employ or contract with any subcontractor(s) or should its subcontractor(s) employ other subcontractor(s) for the physical performance of services pursuant to the contract with Cobb County, Georgia, the contractor or subcontractor will:

- (1) Notify the County within five business days of entering into a contract or agreement for hire with any subcontractor(s);
- (2) Secure from any subcontractor(s) and/or their subcontractor(s) verification of compliance with O.C.G.A. § 13-10-91 on the attached Subcontractor Affidavit (EXHIBIT A-1) prior to the commencement of any work under the contract/agreement;
- (3) Secure from any subcontractor(s) and/or their subcontractor(s) a completed Immigration Compliance Certification (EXHIBIT A-2) prior to the commencement of any work under the contract/agreement;
- (4) Provide the subcontractor(s) with legal notice that Cobb County, Georgia, reserves the right to dismiss, or require the dismissal of, any contractor or subcontractor for failing to provide the affidavit and/or for failure to comply with the requirements referenced in the affidavit;
- (5) Maintain records of such compliance and provide a copy of each such verification to Cobb County, Georgia, at the time the subcontractor(s) is retained to perform such services or upon any request from Cobb County, Georgia; and
- (6) Maintain such records for a period of five (5) years.

EEV (E-Verify) Program Number

EEV Program Date of Authorization

BY: Authorized Officer or Agent
[Contractor Name]

Contractor Business Name

Printed Name

Date

SWORN AND SUBSCRIBED BEFORE ME
ON THIS THE ____ DAY OF _____, 201__

Notary Public Commission Expires:

Effective 09-20-2013

N/A

IMMIGRATION COMPLIANCE CERTIFICATION
(Required to be completed by Contractors and all Subcontractors)
(EXHIBIT A-2)

I certify to the Cobb County Board of Commissioners that the following employees will be assigned to:

<i>(Project Name/Description)</i>		

I further certify to Cobb County, Georgia the following:

- The E-Verify program was used to verify the employment eligibility of each of the above-listed employees hired after the effective date of our contract to use the program;
- We have not received a Final Nonconfirmation response from E-Verify for any of the employees listed.
- If we receive a Final Nonconfirmation response from E-Verify for any of the employees listed above, we will immediately terminate that employee's involvement with the project.
- I have confirmed that we have an I-9 on file for every employee listed above and that to the best of my knowledge all the I-9s are accurate.
- To the best of my knowledge and belief, all of the employees on the above list are legally authorized to work in the United States.
- If any other employee is assigned to this Cobb County project, a certification will be provided for said employee prior to the employee commencing work on the project.

To the best of my knowledge and belief, the above certification is true, accurate and complete.

Sworn to by:

Employer Name & Address:

Signature of Officer

Printed Name/Title

Date

SWORN AND SUBSCRIBED BEFORE ME
ON THIS THE ____ DAY OF _____, 201__

Notary Public
Commission Expires: _____

Effective 09-20-2013

N/A

EXHIBIT B

DISADVANTAGED BUSINESS ENTERPRISE (DBE) IDENTIFICATION FORM

A Disadvantaged Business Enterprise (DBE) is generally defined as a Female, Black American, Hispanic American and any other minority owned business. If your firm is classified as a Disadvantaged Business Enterprise (DBE), please complete this form and submit with bid response or send to:

Cobb County Purchasing Department
Attn: Purchasing Director
122 Waddell Street
Marietta, GA 30060
Fax: 770-528-1154
Email: purchasing@cobbcounty.org

Name of Business: _____

Address: _____

Telephone: _____

Fax: _____

Email: _____

Certification Number: _____

Name of Organization Certification _____

This information is acquired for informational purposes only and will have no bearing on the award unless otherwise stated.

N/A

EXHIBIT A
RESPONSE FOR NATIONAL COOPERATIVE CONTRACT

1.0 Scope of National Cooperative Contract

Capitalized terms not otherwise defined herein shall have the meanings given to them in the Master Agreement or in the Administration Agreement between Supplier and OMNIA Partners, Public Sector.

1.1 Requirement

Cobb County, GA (hereinafter defined and referred to as “Principal Procurement Agency”), on behalf of itself and the National Intergovernmental Purchasing Alliance Company, a Delaware corporation d/b/a OMNIA Partners, Public Sector (“OMNIA Partners, Public Sector”), is requesting proposals for Implements, Attachments, and Related Products. The intent of this Request for Proposal is any contract between Principal Procurement Agency and Supplier resulting from this Request for Proposal (“Master Agreement”) be made available to other public agencies nationally, including state and local governmental entities, public and private primary, secondary and higher education entities, non-profit entities, and agencies for the public benefit (“Public Agencies”), through OMNIA Partners, Public Sector’s cooperative purchasing program. The Principal Procurement Agency has executed a Principal Procurement Agency Certificate with OMNIA Partners, Public Sector, an example of which is included as Exhibit D, and has agreed to pursue the Master Agreement. Use of the Master Agreement by any Public Agency is preceded by their registration with OMNIA Partners, Public Sector as a Participating Public Agency in OMNIA Partners, Public Sector’s cooperative purchasing program. Registration with OMNIA Partners, Public Sector as a Participating Public Agency is accomplished by Public Agencies entering into a Master Intergovernmental Cooperative Purchasing Agreement, an example of which is attached as Exhibit C, and by using the Master Agreement, any such Participating Public Agency agrees that it is registered with OMNIA Partners, Public Sector, whether pursuant to the terms of the Master Intergovernmental Cooperative Agreement or as otherwise agreed to. The terms and pricing established in the resulting Master Agreement between the Supplier and the Principal Procurement Agency will be the same as that available to Participating Public Agencies through OMNIA Partners, Public Sector.

All transactions, purchase orders, invoices, payments etc., will occur directly between the Supplier and each Participating Public Agency individually, and neither OMNIA Partners, Public Sector, any Principal Procurement Agency nor any Participating Public Agency, including their respective agents, directors, employees or representatives, shall be liable to Supplier for any acts, liabilities, damages, etc., incurred by any other Participating Public Agency. Supplier is responsible for knowing the tax laws in each state.

This Exhibit A defines the expectations for qualifying Suppliers based on OMNIA Partners, Public Sector’s requirements to market the resulting Master Agreement
Requirements for National Cooperative Contract

- D. Training sessions for Public Agency teams
- E. Training sessions for Supplier teams

The OMNIA Partners, Public Sector contracting teams will work in conjunction with Supplier to promote the Master Agreement to both existing Participating Public Agencies and prospective Public Agencies through:

- A. Serving as the subject matter expert for questions regarding joint powers authority and state statutes and regulations for cooperative purchasing
- B. Training sessions for Public Agency teams
- C. Training sessions for Supplier teams
- D. Regular business reviews to monitor program success
- E. General contract administration

Suppliers are required to pay an administrative fee of 3% of the greater of the Contract Sales under the Master Agreement and Guaranteed Contract Sales under this Request for Proposal. Supplier will be required to execute the OMNIA Partners, Public Sector Administration Agreement (Exhibit B).

1.3 Estimated Volume

The dollar volume purchased under the Master Agreement is estimated to be approximately \$20M annually. While no minimum volume is guaranteed to Supplier, the estimated annual volume is projected based on the current annual volumes among the Principal Procurement Agency, other Participating Public Agencies that are anticipated to utilize the resulting Master Agreement to be made available to them through OMNIA Partners, Public Sector, and volume growth into other Public Agencies through a coordinated marketing approach between Supplier and OMNIA Partners, Public Sector.

1.4 Award Basis

The basis of any contract award resulting from this RFP made by Principal Procurement Agency will, at OMNIA Partners, Public Sector's option, be the basis of award on a national level through OMNIA Partners, Public Sector. If multiple Suppliers are awarded by Principal Procurement Agency under the Master Agreement, those same Suppliers will be required to extend the Master Agreement to Participating Public Agencies through OMNIA Partners, Public Sector. Utilization of the Master Agreement by Participating Public Agencies will be at the discretion of the individual Participating Public Agency. Certain terms of the Master Agreement specifically applicable to the Principal Procurement Agency (e.g. governing law) are subject to modification for each Participating Public Agency as Supplier, such Participating Public Agency and OMNIA Partners, Public Sector shall agree without being in conflict with the Master Agreement. Participating Agencies may request to enter into a separate supplemental agreement to further define the level of service requirements over and above the minimum defined in the Master Agreement (i.e. invoice

customers, and Supplier will transition existing customers, upon their request, to the Master Agreement, and (4) that the Supplier has read and agrees to the terms and conditions of the Administration Agreement with OMNIA Partners, Public Sector and will execute such agreement concurrent with and as a condition of its execution of the Master Agreement with the Principal Procurement Agency. Supplier will identify an executive corporate sponsor and a separate national account manager within the RFP response that will be responsible for the overall management of the Master Agreement.

2.2 Pricing Commitment

Supplier commits the not-to-exceed pricing provided under the Master Agreement pricing is its lowest available (net to buyer) to Public Agencies nationwide and further commits that if a Participating Public Agency is eligible for lower pricing through a national, state, regional or local or cooperative contract, the Supplier will match such lower pricing to that Participating Public Agency under the Master Agreement.

2.3 Sales Commitment

Supplier commits to aggressively market the Master Agreement as its go to market strategy in this defined sector and that its sales force will be trained, engaged and committed to offering the Master Agreement to Public Agencies through OMNIA Partners, Public Sector nationwide. Supplier commits that all Master Agreement sales will be accurately and timely reported to OMNIA Partners, Public Sector in accordance with the OMNIA Partners, Public Sector Administration Agreement. Supplier also commits its sales force will be compensated, including sales incentives, for sales to Public Agencies under the Master Agreement in a consistent or better manner compared to sales to Public Agencies if the Supplier were not awarded the Master Agreement.

3.0 SUPPLIER RESPONSE

Supplier must supply the following information in order for the Principal Procurement Agency to determine Supplier's qualifications to extend the resulting Master Agreement to Participating Public Agencies through OMNIA Partners, Public Sector.

3.1 Company

- A. Brief history and description of Supplier.
- B. Total number and location of sales persons employed by Supplier.
- C. Number and location of support centers (if applicable) and location of corporate office.
- D. Annual sales for the three previous fiscal years.
- E. Submit FEIN and Dunn & Bradstreet report.
- F. Describe any green or environmental initiatives or policies.

- ii. Training and education of Supplier's national sales force with participation from the Supplier's executive leadership, along with the OMNIA Partners, Public Sector team within first 90 days
- B. Provide a detailed ninety-day plan beginning from award date of the Master Agreement describing the strategy to market the Master Agreement to current Participating Public Agencies, existing Public Agency customers of Supplier, as well as to prospective Public Agencies nationwide immediately upon award, to include, but not limited to:
- i. Creation and distribution of a co-branded press release to trade publications
 - ii. Announcement, Master Agreement details and contact information published on the Supplier's website within first 90 days
 - iii. Design, publication and distribution of co-branded marketing materials within first 90 days
 - iv. Commitment to attendance and participation with OMNIA Partners, Public Sector at national (i.e. NIGP Annual Forum, NPI Conference, etc.), regional (i.e. Regional NIGP Chapter Meetings, Regional Cooperative Summits, etc.) and supplier-specific trade shows, conferences and meetings throughout the term of the Master Agreement
 - v. Commitment to attend, exhibit and participate at the NIGP Annual Forum in an area reserved by OMNIA Partners, Public Sector for partner suppliers. Booth space will be purchased and staffed by Supplier. In addition, Supplier commits to provide reasonable assistance to the overall promotion and marketing efforts for the NIGP Annual Forum, as directed by OMNIA Partners, Public Sector.
 - vi. Design and publication of national and regional advertising in trade publications throughout the term of the Master Agreement
 - vii. Ongoing marketing and promotion of the Master Agreement throughout its term (case studies, collateral pieces, presentations, promotions, etc.)
 - viii. Dedicated OMNIA Partners, Public Sector internet web-based homepage on Supplier's website with:
 - OMNIA Partners, Public Sector standard logo;
 - Copy of original Request for Proposal;
 - Copy of Master Agreement and amendments between Principal Procurement Agency and Supplier;
 - Summary of Products and pricing;
 - Marketing Materials
 - Electronic link to OMNIA Partners, Public Sector's website including the online registration page;

- H. Describe in detail how Supplier’s national sales force is structured, including contact information for the highest-level executive in charge of the sales team.
- I. Explain in detail how the sales teams will work with the OMNIA Partners, Public Sector team to implement, grow and service the national program.
- I. Explain in detail how Supplier will manage the overall national program throughout the term of the Master Agreement, including ongoing coordination of marketing and sales efforts, timely new Participating Public Agency account set-up, timely contract administration, etc.
- J. State the amount of Supplier’s Public Agency sales for the previous fiscal year. Provide a list of Supplier’s top 10 Public Agency customers, the total purchases for each for the previous fiscal year along with a key contact for each.
- K. Describe Supplier’s information systems capabilities and limitations regarding order management through receipt of payment, including description of multiple platforms that may be used for any of these functions.
- M. Provide the Contract Sales (as defined in Section 10 of the OMNIA Partners, Public Sector Administration Agreement) that Supplier will guarantee each year under the Master Agreement for the initial three years of the Master Agreement (“Guaranteed Contract Sales”).

\$ 0 .00 in year one
 \$ 0 .00 in year two
 \$ 0 .00 in year three

To the extent Supplier guarantees minimum Contract Sales, the administration fee shall be calculated based on the greater of the actual Contract Sales and the Guaranteed Contract Sales.

- M. Even though it is anticipated many Public Agencies will be able to utilize the Master Agreement without further formal solicitation, there may be circumstances where Public Agencies will issue their own solicitations. The following options are available when responding to a solicitation for Products covered under the Master Agreement.
 - i. Respond with Master Agreement pricing (Contract Sales reported to OMNIA Partners, Public Sector).
 - ii. If competitive conditions require pricing lower than the standard Master Agreement not-to-exceed pricing, Supplier may respond with lower pricing through the Master Agreement. If Supplier is awarded the contract, the sales are reported as Contract Sales to OMNIA Partners, Public Sector under the Master Agreement.
 - iii. Respond with pricing higher than Master Agreement only in the unlikely event that the Public Agency refuses to utilize Master

Requirements for National Cooperative Contract

EXHIBIT B
ADMINISTRATION AGREEMENT, EXAMPLE

ADMINISTRATION AGREEMENT

THIS ADMINISTRATION AGREEMENT (this "Agreement") is made this ___ day of _____ 20___, between National Intergovernmental Purchasing Alliance Company, a Delaware corporation d/b/a OMNIA Partners, Public Sector ("OMNIA Partners, Public Sector"), and _____ ("Supplier").

RECITALS

WHEREAS, the _____ (the "Principal Procurement Agency") has entered into a Master Agreement effective _____, Agreement No _____, by and between the Principal Procurement Agency and Supplier, (as may be amended from time to time in accordance with the terms thereof, the "Master Agreement"), as attached hereto as Exhibit A and incorporated herein by reference as though fully set forth herein, for the purchase of _____ (the "Product");

WHEREAS, said Master Agreement provides that any or all public agencies, including state and local governmental entities, public and private primary, secondary and higher education entities, non-profit entities, and agencies for the public benefit (collectively, "Public Agencies"), that register (either via registration on the OMNIA Partners, Public Sector website or execution of a Master Intergovernmental Cooperative Purchasing Agreement, attached hereto as Exhibit B) (each, hereinafter referred to as a "Participating Public Agency") may purchase Product at prices stated in the Master Agreement;

WHEREAS, Participating Public Agencies may access the Master Agreement which is offered through OMNIA Partners, Public Sector to Public Agencies;

WHEREAS, OMNIA Partners, Public Sector serves as the contract administrator of the Master Agreement on behalf of Principal Procurement Agency;

WHEREAS, Principal Procurement Agency desires OMNIA Partners, Public Sector to proceed with administration of the Master Agreement; and

WHEREAS, OMNIA Partners, Public Sector and Supplier desire to enter into this Agreement to make available the Master Agreement to Participating Public Agencies and to set forth certain terms and conditions governing the relationship between OMNIA Partners, Public Sector and Supplier.

NOW, THEREFORE, in consideration of the payments to be made hereunder and the mutual covenants contained in this Agreement, OMNIA Partners, Public Sector and Supplier hereby agree as follows:

WAY FOR ANY SPECIAL, INCIDENTAL, INDIRECT, CONSEQUENTIAL, EXEMPLARY, PUNITIVE, OR RELIANCE DAMAGES, EVEN IF OMNIA PARTNERS, PUBLIC SECTOR IS ADVISED OF THE POSSIBILITY OF SUCH DAMAGES.

TERM OF AGREEMENT; TERMINATION

8. This Agreement shall be in effect so long as the Master Agreement remains in effect, provided, however, that the provisions of Sections 3 – 8 and 12 – 23, hereof and the indemnifications afforded by the Supplier to OMNIA Partners, Public Sector in the Master Agreement, to the extent such provisions survive any expiration or termination of the Master Agreement, shall survive the expiration or termination of this Agreement.

9. Supplier's failure to maintain its covenants and commitments contained in this Agreement or any action of the Supplier which gives rise to a right by Principal Procurement Agency to terminate the Master Agreement shall constitute a material breach of this Agreement. If such breach is not cured within thirty (30) days of written notice to Supplier, in addition to any and all remedies available at law or equity, OMNIA Partners, Public Sector shall have the right to terminate this Agreement, at OMNIA Partners, Public Sector's sole discretion. Notwithstanding anything contained herein to the contrary, this Agreement shall terminate on the date of the termination or expiration of the Master Agreement.

NATIONAL PROMOTION

10. OMNIA Partners, Public Sector and Supplier shall publicize and promote the availability of the Master Agreement's products and services to Public Agencies and such agencies' employees. Supplier shall require each Public Agency to register its participation in the OMNIA Partners, Public Sector program by either registering on the OMNIA Partners, Public Sector website (www.omniapartners.com/publicsector), or executing a Master Intergovernmental Cooperative Purchasing Agreement prior to processing the Participating Public Agency's first sales order. Upon request, Supplier shall make available to interested Public Agencies a copy of the Master Agreement and such price lists or quotes as may be necessary for such Public Agencies to evaluate potential purchases.

11. Supplier shall provide such marketing and administrative support as set forth in the solicitation resulting in the Master Agreement, including assisting in development of marketing materials as reasonably requested by Principal Procurement Agency and OMNIA Partners, Public Sector. Supplier shall be responsible for obtaining permission or license of use and payment of any license fees for all content and images Supplier provides to OMNIA Partners, Public Sector or posts on the OMNIA Partners, Public Sector website. Supplier shall indemnify, defend and hold harmless OMNIA Partners, Public Sector for use of all such content and images including copyright infringement claims. Supplier and OMNIA Partners, Public Sector each hereby grant to the other party a limited, revocable, non-transferable, non-sublicensable right to use such party's logo (each, the "Logo") solely for use in marketing the Master Agreement. Each party shall provide the other party with the standard terms of use of such party's Logo, and such party shall comply with such terms in all material respects. Both parties shall obtain approval from the other party prior to use of such party's Logo. Notwithstanding the foregoing, the parties understand and agree that except as provided herein neither party shall have any right, title or interest in the other party's Logo. Upon termination of this Agreement, each party shall immediately cease use of the other party's Logo.

GENERAL PROVISIONS

16. This Agreement, the Master Agreement and the exhibits referenced herein supersede any and all other agreements, either oral or in writing, between the parties hereto with respect to the subject matter hereto and no other agreement, statement, or promise relating to the subject matter of this Agreement which is not contained or incorporated herein shall be valid or binding. In the event of any conflict between the provisions of this Agreement and the Master Agreement, as between OMNIA Partners, Public Sector and Supplier, the provisions of this Agreement shall prevail.

17. If any action at law or in equity is brought to enforce or interpret the provisions of this Agreement or to recover any Administrative Fee and accrued interest, the prevailing party shall be entitled to reasonable attorney's fees and costs in addition to any other relief to which it may be entitled.

18. This Agreement and OMNIA Partners, Public Sector's rights and obligations hereunder may be assigned at OMNIA Partners, Public Sector's sole discretion to an affiliate of OMNIA Partners, Public Sector, any purchaser of any or all or substantially all of the assets of OMNIA Partners, Public Sector, or the successor entity as a result of a merger, reorganization, consolidation, conversion or change of control, whether by operation of law or otherwise. Supplier may not assign its obligations hereunder without the prior written consent of OMNIA Partners, Public Sector.

19. All written communications given hereunder shall be delivered by first-class mail, postage prepaid, or overnight delivery on receipt to the addresses as set forth below.

A. OMNIA Partners, Public Sector:

OMNIA Partners, Public Sector
Attn: President
840 Crescent Centre Drive
Suite 600
Franklin, TN 37067

B. Supplier:

WOODS EQUIPMENT CO.
ATTN: GOVERNMENT SALES MGR
2104 IL RT 2 S
OREGON, IL 61041

20. If any provision of this Agreement shall be deemed to be, or shall in fact be, illegal, inoperative or unenforceable, the same shall not affect any other provision or provisions herein contained or render the same invalid, inoperative or unenforceable to any extent whatever, and this Agreement will be construed by limiting or invalidating such provision to the minimum extent necessary to make such provision valid, legal and enforceable.

21. This Agreement may not be amended, changed, modified, or altered without the prior written consent of the parties hereto, and no provision of this Agreement may be discharged or waived, except by a writing signed by the parties. A waiver of any particular provision will not be

EXHIBIT C
MASTER INTERGOVERNMENTAL COOPERATIVE PURCHASING AGREEMENT,
EXAMPLE

MASTER INTERGOVERNMENTAL COOPERATIVE PURCHASING AGREEMENT

This Master Intergovernmental Cooperative Purchasing Agreement (this "**Agreement**") is entered into by and between those certain government agencies that execute a Principal Procurement Agency Certificate ("**Principal Procurement Agencies**") with National Intergovernmental Purchasing Alliance Company, a Delaware corporation d/b/a OMNIA Partners, Public Sector and/or Communities Program Management, LLC, a California limited liability company d/b/a U.S. Communities (collectively, "**OMNIA Partners, Public Sector**") to be appended and made a part hereof and such other public agencies ("**Participating Public Agencies**") who register to participate in the cooperative purchasing programs administered by OMNIA Partners, Public Sector and its affiliates and subsidiaries (collectively, the "**OMNIA Partners Parties**") by either registering on the OMNIA Partners, Public Sector website (www.omniapartners.com/publicsector or any successor website), or by executing a copy of this Agreement.

RECITALS

WHEREAS, after a competitive solicitation and selection process by Principal Procurement Agencies, in compliance with their own policies, procedures, rules and regulations, a number of suppliers have entered into "**Master Agreements**" (herein so called) to provide a variety of goods, products and services ("**Products**") to the applicable Principal Procurement Agency and the Participating Public Agencies;

WHEREAS, Master Agreements are made available by Principal Procurement Agencies through the OMNIA Partners Parties and provide that Participating Public Agencies may purchase Products on the same terms, conditions and pricing as the Principal Procurement Agency, subject to any applicable federal and/or local purchasing ordinances and the laws of the State of purchase; and

WHEREAS, in addition to Master Agreements, the OMNIA Partners Parties may from time to time offer Participating Public Agencies the opportunity to acquire Products through other group purchasing agreements.

NOW, THEREFORE, in consideration of the mutual promises contained in this Agreement, and of the mutual benefits to result, the parties hereby agree as follows:

1. Each party will facilitate the cooperative procurement of Products.
2. The Participating Public Agencies shall procure Products in accordance with and subject to the relevant federal, state and local statutes, ordinances, rules and regulations that govern Participating Public Agency's procurement practices. The Participating Public Agencies hereby acknowledge and agree that it is the intent of the parties that all provisions of this Agreement and that Principal Procurement Agencies' participation in the program described herein comply with all applicable laws, including but not limited to the requirements of 42 C.F.R. § 1001.952(h), as may be amended from time to time. The Participating Public Agencies further acknowledge and agree that they are solely responsible for their compliance with all applicable "safe harbor" regulations,

PARTIES SHALL HAVE NO LIABILITY FOR ANY ACT OR OMISSION BY A SUPPLIER OR OTHER PARTY UNDER A MASTER AGREEMENT OR GPO CONTRACT.

11. This Agreement shall remain in effect until termination by either party giving thirty (30) days' written notice to the other party. The provisions of Paragraphs 6 - 10 hereof shall survive any such termination.

12. This Agreement shall take effect upon (i) execution of the Principal Procurement Agency Certificate, or (ii) registration on the OMNIA Partners, Public Sector website or the execution of this Agreement by a Participating Public Agency, as applicable.

**NATIONAL INTERGOVERNMENTAL
PURCHASING ALLIANCE COMPANY, A
DELAWARE CORPORATION D/B/A
OMNIA PARTNERS, PUBLIC SECTOR
AND/OR COMMUNITIES PROGRAM
MANAGEMENT, LLC, A CALIFORNIA
LIMITED LIABILITY COMPANY D/B/A
U.S. COMMUNITIES**

Authorized Signature

Name

Title and Agency Name

Date

Signature
Sarah E. Vavra

Name
Sr. Vice President, Public Sector Contracting

Title

Date

- (b) Is not organized primarily for profit; and
- (c) Uses net proceeds to maintain, improve, or expand the operations of the organization.

Obligations means, when used in connection with a non-Federal entity's utilization of funds under a Federal award, orders placed for property and services, contracts and subawards made, and similar transactions during a given period that require payment by the non-Federal entity during the same or a future period.

Pass-through entity means a non-Federal entity that provides a subaward to a subrecipient to carry out part of a Federal program.

Recipient means a non-Federal entity that receives a Federal award directly from a Federal awarding agency to carry out an activity under a Federal program. The term recipient does not include subrecipients.

Simplified acquisition threshold means the dollar amount below which a non-Federal entity may purchase property or services using small purchase methods. Non-Federal entities adopt small purchase procedures in order to expedite the purchase of items costing less than the simplified acquisition threshold. The simplified acquisition threshold is set by the Federal Acquisition Regulation at 48 CFR Subpart 2.1 (Definitions) and in accordance with 41 U.S.C. 1908. As of the publication of this part, the simplified acquisition threshold is \$150,000, but this threshold is periodically adjusted for inflation. (Also see definition of § 200.67 Micro-purchase.)

Subaward means an award provided by a pass-through entity to a subrecipient for the subrecipient to carry out part of a Federal award received by the pass-through entity. It does not include payments to a contractor or payments to an individual that is a beneficiary of a Federal program. A subaward may be provided through any form of legal agreement, including an agreement that the pass-through entity considers a contract.

Subrecipient means a non-Federal entity that receives a subaward from a pass-through entity to carry out part of a Federal program; but does not include an individual that is a beneficiary of such program. A subrecipient may also be a recipient of other Federal awards directly from a Federal awarding agency.

Termination means the ending of a Federal award, in whole or in part at any time prior to the planned end of period of performance.

The following certifications and provisions may be required and apply when Participating Agency expends federal funds for any purchase resulting from this procurement process. Pursuant to 2 C.F.R. § 200.326, all contracts, including small purchases, awarded by the Participating Agency and the Participating Agency's subcontractors shall contain the procurement provisions of Appendix II to Part 200, as applicable.

APPENDIX II TO 2 CFR PART 200

(A) Contracts for more than the simplified acquisition threshold currently set at \$150,000, which is the inflation adjusted amount determined by the Civilian Agency Acquisition Council and the Defense Acquisition Regulations Council (Councils) as authorized by 41 U.S.C. 1908, must address administrative, contractual, or legal remedies in instances where contractors violate or breach contract terms, and provide for such sanctions and penalties as appropriate.

Pursuant to Federal Rule (A) above, when a Participating Agency expends federal funds, the Participating Agency reserves all rights and privileges under the applicable laws and regulations with respect to this procurement in the event of breach of contract by either party.

Does offeror agree? YES _____ Initials of Authorized Representative of offeror

(B) Termination for cause and for convenience by the grantee or subgrantee including the manner by which it will be effected and the basis for settlement. (All contracts in excess of \$10,000)

Pursuant to Federal Rule (B) above, when a Participating Agency expends federal funds, the Participating Agency reserves the right to immediately terminate any agreement in excess of \$10,000 resulting from this procurement process in the event of a breach or default of the agreement by Offeror as detailed in the terms of the contract.

Does offeror agree? YES _____ Initials of Authorized Representative of offeror

(C) Equal Employment Opportunity. Except as otherwise provided under 41 CFR Part 60, all contracts that meet the definition of "federally assisted construction contract" in 41 CFR Part 60-1.3 must include the equal opportunity clause provided under 41 CFR 60-1.4(b), in accordance with Executive Order 11246, "Equal Employment Opportunity" (30 CFR 12319, 12935, 3 CFR Part, 1964-1965 Comp., p. 339), as amended by Executive Order 11375, "Amending Executive Order

Contracts and subgrants of amounts in excess of \$150,000 must contain a provision that requires the non-Federal award to agree to comply with all applicable standards, orders or regulations issued pursuant to the Clean Air Act (42 U.S.C. 7401-7671q) and the Federal Water Pollution Control Act as amended (33 U.S.C. 1251-1387). Violations must be reported to the Federal awarding agency and the Regional Office of the Environmental Protection Agency (EPA)

Pursuant to Federal Rule (G) above, when federal funds are expended by Participating Agency, the offeror certifies that during the term of an award for all contracts by Participating Agency member resulting from this procurement process, the offeror agrees to comply with all applicable requirements as referenced in Federal Rule (G) above.

Does offeror agree? YES _____ Initials of Authorized Representative of offeror

(H) Debarment and Suspension (Executive Orders 12549 and 12689)—A contract award (see 2 CFR 180.220) must not be made to parties listed on the government wide exclusions in the System for Award Management (SAM), in accordance with the Executive Office of the President Office of Management and Budget (OMB) guidelines at 2 CFR 180 that implement Executive Orders 12549 (3 CFR part 1986 Comp., p. 189) and 12689 (3 CFR part 1989 Comp., p. 235), "Debarment and Suspension." SAM Exclusions contains the names of parties debarred, suspended, or otherwise excluded by agencies, as well as parties declared ineligible under statutory or regulatory authority other than Executive Order 12549.

Pursuant to Federal Rule (H) above, when federal funds are expended by Participating Agency, the offeror certifies that during the term of an award for all contracts by Participating Agency resulting from this procurement process, the offeror certifies that neither it nor its principals is presently debarred, suspended, proposed for debarment, declared ineligible, or voluntarily excluded from participation by any federal department or agency. If at any time during the term of an award the offeror or its principals becomes debarred, suspended, proposed for debarment, declared ineligible, or voluntarily excluded from participation by any federal department or agency, the offeror will notify the Participating Agency.

Does offeror agree? YES _____ Initials of Authorized Representative of offeror

(I) Byrd Anti-Lobbying Amendment (31 U.S.C. 1352)—Contractors that apply or bid for an award exceeding \$100,000 must file the required certification. Each tier certifies to the tier above that it will not and has not used Federal appropriated funds to pay any person or organization for influencing or attempting to influence an officer or employee of any agency, a member of Congress, officer or employee of Congress, or an employee of a member of Congress in connection with obtaining any Federal contract, grant or any other award covered by 31 U.S.C. 1352. Each tier must also disclose any lobbying with non-Federal funds that takes place in connection with obtaining any Federal award. Such disclosures are forwarded from tier to tier up to the non-Federal award.

Pursuant to Federal Rule (I) above, when federal funds are expended by Participating Agency, the offeror certifies that during the term and after the awarded term of an award for all contracts by Participating Agency resulting from this procurement process, the offeror certifies that it is in compliance with all applicable provisions of the Byrd Anti-Lobbying Amendment (31 U.S.C. 1352). The undersigned further certifies that:

(1) No Federal appropriated funds have been paid or will be paid for on behalf of the undersigned, to any person for influencing or attempting to influence an officer or employee of any agency, a Member of Congress, an officer or employee of congress, or an employee of a Member of Congress in connection with the awarding of a Federal contract, the making of a Federal grant, the making of a Federal loan, the entering into a cooperative agreement, and the extension, continuation, renewal, amendment, or modification of a Federal contract, grant, loan, or cooperative agreement.

(2) If any funds other than Federal appropriated funds have been paid or will be paid to any person for influencing or attempting to influence an officer or employee of any agency, a Member of Congress, an officer or employee of congress, or an employee of a Member of Congress in connection with this Federal grant or cooperative agreement, the undersigned shall complete and submit Standard Form-LLL, "Disclosure Form to Report Lobbying", in accordance with its instructions.

(3) The undersigned shall require that the language of this certification be included in the award documents for all covered sub-awards exceeding \$100,000 in Federal funds at all appropriate tiers and that all subrecipients shall certify and disclose accordingly.

Does offeror agree? YES _____ Initials of Authorized Representative of offeror

RECORD RETENTION REQUIREMENTS FOR CONTRACTS INVOLVING FEDERAL FUNDS

When federal funds are expended by Participating Agency for any contract resulting from this procurement process, offeror certifies that it will comply with the record retention requirements detailed in 2 CFR § 200.333. The offeror further certifies that offeror will retain all records as required by 2 CFR § 200.333 for a period of three years after grantees or subgrantees submit final expenditure reports or quarterly or annual financial reports, as applicable, and all other pending matters are closed.

Does offeror agree? YES _____ Initials of Authorized Representative of offeror

Requirements for National Cooperative Contract

EXHIBIT G
NEW JERSEY BUSINESS COMPLIANCE

NEW JERSEY BUSINESS COMPLIANCE

Suppliers intending to do business in the State of New Jersey must comply with policies and procedures required under New Jersey statutes. All offerors submitting proposals must complete the following forms specific to the State of New Jersey. Completed forms should be submitted with the offeror's response to the RFP. Failure to complete the New Jersey packet will impact OMNIA Partners, Public Sector's ability to promote the Master Agreement in the State of New Jersey.

- DOC #1 Ownership Disclosure Form
- DOC #2 Non-Collusion Affidavit
- DOC #3 Affirmative Action Affidavit
- DOC #4 Political Contribution Disclosure Form
- DOC #5 Stockholder Disclosure Certification
- DOC #6 Certification of Non-Involvement in Prohibited Activities in Iran
- DOC #7 New Jersey Business Registration Certificate

New Jersey suppliers are required to comply with the following New Jersey statutes when applicable:

- all anti-discrimination laws, including those contained in N.J.S.A. 10:2-1 through N.J.S.A. 10:2-14, N.J.S.A. 10:5-1, and N.J.S.A. 10:5-31 through 10:5-38;
- Prevailing Wage Act, N.J.S.A. 34:11-56.26, for all contracts within the contemplation of the Act;
- Public Works Contractor Registration Act, N.J.S.A. 34:11-56.26; and
- Bid and Performance Security, as required by the applicable municipal or state statutes.

WOTTS PARENT COMPANY BLUNT IS COMPLIANT.

NON-COLLUSION AFFIDAVIT

Company Name: WOODS EQUIPMENT Co.

Street: 2406 IL RT 2 S

City, State, Zip Code: OREGON, IL 61061

State of ILLINOIS

County of DEALE

I, JERRY JOHNSON of the OREGON
Name City

in the County of DEALE, State of ILLINOIS
of full age, being duly sworn according to law on my oath depose and say that:

I am the PRESIDENT of the firm of WOODS EQUIPMENT
Title Company Name

the Offeror making the Proposal for the goods, services or public work specified under the attached proposal, and that I executed the said proposal with full authority to do so; that said Offeror has not directly or indirectly entered into any agreement, participated in any collusion, or otherwise taken any action in restraint of free, competitive bidding in connection with the above proposal, and that all statements contained in said proposal and in this affidavit are true and correct, and made with full knowledge that relies upon the truth of the statements contained in said proposal and in the statements contained in this affidavit in awarding the contract for the said goods, services or public work.

I further warrant that no person or selling agency has been employed or retained to solicit or secure such contract upon an agreement or understanding for a commission, percentage, brokerage or contingent fee, except bona fide employees or bona fide established commercial or selling agencies maintained by

WOODS EQUIPMENT Co.
Company Name

[Signature]
Authorized Signature & Title


Subscribed and sworn before me

this 9th day of March, 2020

Kimberly L Suslek

Notary Public of _____
My commission expires 6-17, 2021

SEAL



STOCKHOLDER DISCLOSURE CERTIFICATION

Name of Business:

I certify that the list below contains the names and home addresses of all stockholders holding 10% or more of the issued and outstanding stock of the undersigned.

OR

I certify that no one stockholder owns 10% or more of the issued and outstanding stock of the undersigned.

Check the box that represents the type of business organization:


- Partnership, Corporation, Sole Proprietorship, Limited Partnership, Limited Liability Corporation, Limited Liability Partnership, Subchapter S Corporation

Sign and notarize the form below, and, if necessary, complete the stockholder list below.

Stockholders: SEE ATTACHMENT, PDF INCLUDED ON FLASH DRIVES

Table with 3 rows and 2 columns for Name and Home Address.

Subscribed and sworn before me this 9 day of March 2020 Kimberly L Suslek (Notary Public) [Signature] (Affiant) [Signature] (Print name & title of affiant) My Commission expires: [Seal] (Corporate Seal)



C. 271 POLITICAL CONTRIBUTION DISCLOSURE FORM

Public Agency Instructions

This page provides guidance to public agencies entering into contracts with business entities that are required to file Political Contribution Disclosure forms with the agency. **It is not intended to be provided to contractors.** What follows are instructions on the use of form local units can provide to contractors that are required to disclose political contributions pursuant to N.J.S.A. 19:44A-20.26 (P.L. 2005, c. 271, s.2). Additional information on the process is available in Local Finance Notice 2006-1 (http://www.nj.gov/dca/divisions/dlgs/resources/lfns_2006.html). Please refer back to these instructions for the appropriate links, as the Local Finance Notices include links that are no longer operational.

1. The disclosure is required for all contracts in excess of \$17,500 that are **not awarded** pursuant to a “fair and open” process (N.J.S.A. 19:44A-20.7).
2. Due to the potential length of some contractor submissions, the public agency should consider allowing data to be submitted in electronic form (i.e., spreadsheet, pdf file, etc.). Submissions must be kept with the contract documents or in an appropriate computer file and be available for public access. **The form is worded to accept this alternate submission.** The text should be amended if electronic submission will not be allowed.
3. The submission must be **received from the contractor and** on file at least 10 days prior to award of the contract. Resolutions of award should reflect that the disclosure has been received and is on file.
4. The contractor must disclose contributions made to candidate and party committees covering a wide range of public agencies, including all public agencies that have elected officials in the county of the public agency, state legislative positions, and various state entities. The Division of Local Government Services recommends that contractors be provided a list of the affected agencies. This will assist contractors in determining the campaign and political committees of the officials and candidates affected by the disclosure.
 - a. The Division has prepared model disclosure forms for each county. They can be downloaded from the “County PCD Forms” link on the Pay-to-Play web site at <http://www.nj.gov/dca/divisions/dlgs/programs/lpci.html#12>. They will be updated from time-to-time as necessary.
 - b. A public agency using these forms **should edit them to properly reflect the correct legislative district(s)**. As the forms are county-based, **they list all legislative districts** in each county. **Districts that do not represent the public agency should be removed from the lists.**
 - c. Some contractors may find it easier to provide a single list that covers all contributions, regardless of the county. These submissions are appropriate and should be accepted.
 - d. The form may be used “as-is”, subject to edits as described herein.
 - e. The “Contractor Instructions” sheet is intended to be provided with the form. It is recommended that the Instructions and the form be printed on the same piece of paper. The form notes that the Instructions are printed on the back of the form; where that is not the case, the text should be edited accordingly.
 - f. The form is a Word document and can be edited to meet local needs, and posted for download on web sites, used as an e-mail attachment, or provided as a printed document.
5. It is recommended that the contractor also complete a “Stockholder Disclosure Certification.” This will assist the local unit in its obligation to ensure that contractor did not make any prohibited contributions to the committees listed on the Business Entity Disclosure Certification in the 12 months prior to the contract (See Local Finance Notice 2006-7 for additional information on this obligation at http://www.nj.gov/dca/divisions/dlgs/resources/lfns_2006.html). A sample Certification form is part of this package and the instruction to complete it is included in the Contractor Instructions. **NOTE: This section is not applicable to Boards of Education.**

Certification of Non-Involvement in Prohibited Activities in Iran

Pursuant to N.J.S.A. 52:32-58, Offerors must certify that neither the Offeror, nor any of its parents, subsidiaries, and/or affiliates (as defined in N.J.S.A. 52:32 – 56(e) (3)), is listed on the Department of the Treasury’s List of Persons or Entities Engaging in Prohibited Investment Activities in Iran and that neither is involved in any of the investment activities set forth in N.J.S.A. 52:32 – 56(f).

Offerors wishing to do business in New Jersey through this contract must fill out the Certification of Non-Involvement in Prohibited Activities in Iran here:

http://www.state.nj.us/humanservices/dfd/info/standard/fdc/disclosure_investmentact.pdf.

Offerors should submit the above form completed with their proposal.

EXHIBIT H
ADVERTISING COMPLIANCE REQUIREMENT

Pursuant to certain state notice provisions, including but not limited to Oregon Revised Statutes Chapter 279A.220, the following public agencies and political subdivisions of the referenced public agencies are eligible to register with OMNIA Partners, Public Sector and access the Master Agreement contract award made pursuant to this solicitation, and are hereby given notice of the foregoing request for proposals for purposes of complying with the procedural requirements of said statutes:

Nationwide:

State of Alabama	State of Hawaii	State of Massachusetts	State of New Mexico	State of South Dakota
State of Alaska	State of Idaho	State of Michigan	State of New York	State of Tennessee
State of Arizona	State of Illinois	State of Minnesota	State of North Carolina	State of Texas
State of Arkansas	State of Indiana	State of Mississippi	State of North Dakota	State of Utah
State of California	State of Iowa	State of Missouri	State of Ohio	State of Vermont
State of Colorado	State of Kansas	State of Montana	State of Oklahoma	State of Virginia
State of Connecticut	State of Kentucky	State of Nebraska	State of Oregon	State of Washington
State of Delaware	State of Louisiana	State of Nevada	State of Pennsylvania	State of West Virginia
State of Florida	State of Maine	State of New Hampshire	State of Rhode Island	State of Wisconsin
State of Georgia	State of Maryland	State of New Jersey	State of South Carolina	State of Wyoming
District of Columbia				

Lists of political subdivisions and local governments in the above referenced states / districts may be found at http://www.usa.gov/Agencies/State_and_Territories.shtml and <https://www.usa.gov/local-governments>.

Certain Public Agencies and Political Subdivisions:

CITIES, TOWNS, VILLAGES AND BOROUGHES INCLUDING BUT NOT LIMITED TO:

BAKER CITY GOLF COURSE, OR
CITY OF ADAIR VILLAGE, OR
CITY OF ASHLAND, OR
CITY OF AUMSVILLE, OR
CITY OF AURORA, OR
CITY OF BAKER, OR
CITY OF BATON ROUGE, LA
CITY OF BEAVERTON, OR
CITY OF BEND, OR
CITY OF BOARDMAN, OR
CITY OF BONANAZA, OR
CITY OF BOSSIER CITY, LA
CITY OF BROOKINGS, OR
CITY OF BURNS, OR
CITY OF CANBY, OR
CITY OF CANYONVILLE, OR
CITY OF CLATSKANIE, OR
CITY OF COBURG, OR
CITY OF CONDON, OR
CITY OF COQUILLE, OR
CITY OF CORVALLI, OR
CITY OF CORVALLIS PARKS AND RECREATION DEPARTMENT, OR
CITY OF COTTAGE GROVE, OR
CITY OF DONALD, OR
CITY OF EUGENE, OR
CITY OF FOREST GROVE, OR
CITY OF GOLD HILL, OR
CITY OF GRANTS PASS, OR
CITY OF GRESHAM, OR
CITY OF HILLSBORO, OR
CITY OF INDEPENDENCE, OR
CITY AND COUNTY OF HONOLULU, HI

CITY OF KENNER, LA
CITY OF LA GRANDE, OR
CITY OF LAFAYETTE, LA
CITY OF LAKE CHARLES, OR
CITY OF LEBANON, OR
CITY OF MCMINNVILLE, OR
CITY OF MEDFORD, OR
CITY OF METAIRIE, LA
CITY OF MILL CITY, OR
CITY OF MILWAUKIE, OR
CITY OF MONROE, LA
CITY OF MOSIER, OR
CITY OF NEW ORLEANS, LA
CITY OF NORTH PLAINS, OR
CITY OF OREGON CITY, OR
CITY OF PILOT ROCK, OR
CITY OF PORTLAND, OR
CITY OF POWERS, OR
CITY OF PRINEVILLE, OR
CITY OF REDMOND, OR
CITY OF REEDSPORT, OR
CITY OF RIDDLE, OR
CITY OF ROGUE RIVER, OR
CITY OF ROSEBURG, OR
CITY OF SALEM, OR
CITY OF SANDY, OR
CITY OF SCAPPOOSE, OR
CITY OF SHADY COVE, OR
CITY OF SHERWOOD, OR
CITY OF SHREVEPORT, LA
CITY OF SILVERTON, OR
CITY OF SPRINGFIELD, OR
CITY OF ST. HELENS, OR
CITY OF ST. PAUL, OR
CITY OF SULPHUR, LA

LEWISTON, UT
LINDON, UT
LOA, UT
LOGAN CITY, UT
LYMAN, UT
LYNNDYL, UT
MANILA, UT
MANTI, UT
MANTUA, UT
MAPLETON, UT
MARRIOTT-SLATERVILLE, UT
MARYSVALE, UT
MAYFIELD, UT
MEADOW, UT
MENDON, UT
MIDVALE CITY INC., UT
MIDWAY, UT
MILFORD, UT
MILLVILLE, UT
MINERSVILLE, UT
MOAB, UT
MONA, UT
MONROE, UT
CITY OF MONTICELLO, UT
MORGAN, UT
MORONI, UT
MOUNT PLEASANT, UT
MURRAY CITY CORPORATION, UT
MYTON, UT
NAPLES, UT
NEPHI, UT
NEW HARMONY, UT
NEWTON, UT
NIBLEY, UT
NORTH LOGAN, UT
NORTH OGDEN, UT
NORTH SALT LAKE CITY, UT
OAK CITY, UT
OAKLEY, UT
OGDEN CITY CORPORATION, UT
OPHIR, UT
ORANGEVILLE, UT
ORDERVILLE, UT
OREM, UT
PANGUITCH, UT
PARADISE, UT
PARAGONAH, UT
PARK CITY, UT
PAROWAN, UT
PAYSON, UT
PERRY, UT
PLAIN CITY, UT
PLEASANT GROVE CITY, UT
PLEASANT VIEW, UT
PLYMOUTH, UT
PORTAGE, UT
PRICE, UT
PROVIDENCE, UT
PROVO, UT
RANDOLPH, UT
REDMOND, UT
RICHFIELD, UT
RICHMOND, UT
RIVERDALE, UT
RIVER HEIGHTS, UT

RIVERTON CITY, UT
ROCKVILLE, UT
ROCKY RIDGE, UT
ROOSEVELT CITY CORPORATION, UT
ROY, UT
RUSH VALLEY, UT
CITY OF ST. GEORGE, UT
SALEM, UT
SALINA, UT
SALT LAKE CITY CORPORATION, UT
SANDY, UT
SANTA CLARA, UT
SANTAQUIN, UT
SARATOGA SPRINGS, UT
SCIPIO, UT
SCOFIELD, UT
SIGURD, UT
SMITHFIELD, UT
SNOWVILLE, UT
CITY OF SOUTH JORDAN, UT
SOUTH OGDEN, UT
CITY OF SOUTH SALT LAKE, UT
SOUTH WEBER, UT
SPANISH FORK, UT
SPRING CITY, UT
SPRINGDALE, UT
SPRINGVILLE, UT
STERLING, UT
STOCKTON, UT
SUNNYSIDE, UT
SUNSET CITY CORP, UT
SYRACUSE, UT
TABIONA, UT
CITY OF TAYLORSVILLE, UT
TOOELE CITY CORPORATION, UT
TOQUERVILLE, UT
TORREY, UT
TREMONTON CITY, UT
TRENTON, UT
TROPIC, UT
UINTAH, UT
VERNAL CITY, UT
VERNON, UT
VINEYARD, UT
VIRGIN, UT
WALES, UT
WALLSBURG, UT
WASHINGTON CITY, UT
WASHINGTON TERRACE, UT
WELLINGTON, UT
WELLSVILLE, UT
WENDOVER, UT
WEST BOUNTIFUL, UT
WEST HAVEN, UT
WEST JORDAN, UT
WEST POINT, UT
WEST VALLEY CITY, UT
WILLARD, UT
WOODLAND HILLS, UT
WOODRUFF, UT
WOODS CROSS, UT

COUNTIES AND PARISHES INCLUDING BUT NOT LIMITED TO:
ASCENSION PARISH, LA

AUMSVILLE R.F.P.D., OR
AURORA R.F.P.D., OR
AZALEA R.F.P.D., OR
BADGER IMPROVEMENT DISTRICT, OR
BAILEY-SPENCER R.F.P.D., OR
BAKER COUNTY LIBRARY DISTRICT, OR
BAKER R.F.P.D., OR
BAKER RIVERTON ROAD DISTRICT, OR
BAKER VALLEY IRRIGATION DISTRICT, OR
BAKER VALLEY S.W.C.D., OR
BAKER VALLEY VECTOR CONTROL DISTRICT, OR
BANDON CRANBERRY WATER CONTROL DISTRICT,
OR
BANDON R.F.P.D., OR
BANKS FIRE DISTRICT, OR
BANKS FIRE DISTRICT #13, OR
BAR L RANCH ROAD DISTRICT, OR
BARLOW WATER IMPROVEMENT DISTRICT, OR
BASIN AMBULANCE SERVICE DISTRICT, OR
BASIN TRANSIT SERVICE TRANSPORTATION
DISTRICT, OR
BATON ROUGE WATER COMPANY
BAY AREA HEALTH DISTRICT, OR
BAYSHORE SPECIAL ROAD DISTRICT, OR
BEAR VALLEY SPECIAL ROAD DISTRICT, OR
BEAVER CREEK WATER CONTROL DISTRICT, OR
BEAVER DRAINAGE IMPROVEMENT COMPANY,
INC., OR
BEAVER SLOUGH DRAINAGE DISTRICT, OR
BEAVER SPECIAL ROAD DISTRICT, OR
BEAVER WATER DISTRICT, OR
BELLE MER S.I.G.L. TRACTS SPECIAL ROAD
DISTRICT, OR
BEND METRO PARK AND RECREATION DISTRICT
BENTON S.W.C.D., OR
BERNDT SUBDIVISION WATER IMPROVEMENT
DISTRICT, OR
BEVERLY BEACH WATER DISTRICT, OR
BIENVILLE PARISH FIRE PROTECTION DISTRICT 6,
LA
BIG BEND IRRIGATION DISTRICT, OR
BIGGS SERVICE DISTRICT, OR
BLACK BUTTE RANCH DEPARTMENT OF POLICE
SERVICES, OR
BLACK BUTTE RANCH R.F.P.D., OR
BLACK MOUNTAIN WATER DISTRICT, OR
BLODGETT-SUMMIT R.F.P.D., OR
BLUE MOUNTAIN HOSPITAL DISTRICT, OR
BLUE MOUNTAIN TRANSLATOR DISTRICT, OR
BLUE RIVER PARK & RECREATION DISTRICT, OR
BLUE RIVER WATER DISTRICT, OR
BLY R.F.P.D., OR
BLY VECTOR CONTROL DISTRICT, OR
BLY WATER AND SANITARY DISTRICT, OR
BOARDMAN CEMETERY MAINTENANCE DISTRICT,
OR
BOARDMAN PARK AND RECREATION DISTRICT
BOARDMAN R.F.P.D., OR
BONANZA BIG SPRINGS PARK & RECREATION
DISTRICT, OR
BONANZA MEMORIAL PARK CEMETERY DISTRICT,
OR
BONANZA R.F.P.D., OR
BONANZA-LANGELL VALLEY VECTOR CONTROL
DISTRICT, OR

BORING WATER DISTRICT #24, OR
BOULDER CREEK RETREAT SPECIAL ROAD
DISTRICT, OR
BRIDGE R.F.P.D., OR
BROOKS COMMUNITY SERVICE DISTRICT, OR
BROWNSVILLE R.F.P.D., OR
BUELL-RED PRAIRIE WATER DISTRICT, OR
BUNKER HILL R.F.P.D. #1, OR
BUNKER HILL SANITARY DISTRICT, OR
BURLINGTON WATER DISTRICT, OR
BURNT RIVER IRRIGATION DISTRICT, OR
BURNT RIVER S.W.C.D., OR
CALAPOOIA R.F.P.D., OR
CAMAS VALLEY R.F.P.D., OR
CAMELLIA PARK SANITARY DISTRICT, OR
CAMMANN ROAD DISTRICT, OR
CAMP SHERMAN ROAD DISTRICT, OR
CANBY AREA TRANSIT, OR
CANBY R.F.P.D. #62, OR
CANBY UTILITY BOARD, OR
CANNON BEACH R.F.P.D., OR
CANYONVILLE SOUTH UMPQUA FIRE DISTRICT, OR
CAPE FERRELO R.F.P.D., OR
CAPE FOULWEATHER SANITARY DISTRICT, OR
CARLSON PRIMROSE SPECIAL ROAD DISTRICT, OR
CARMEL BEACH WATER DISTRICT, OR
CASCADE VIEW ESTATES TRACT 2, OR
CEDAR CREST SPECIAL ROAD DISTRICT, OR
CEDAR TRAILS SPECIAL ROAD DISTRICT, OR
CEDAR VALLEY - NORTH BANK R.F.P.D., OR
CENTRAL CASCADES FIRE AND EMS, OR
CENTRAL CITY ECONOMIC OPPORTUNITY CORP, LA
CENTRAL LINCOLN P.U.D., OR
CENTRAL OREGON COAST FIRE & RESCUE
DISTRICT, OR
CENTRAL OREGON INTERGOVERNMENTAL
COUNCIL
CENTRAL OREGON IRRIGATION DISTRICT, OR
CHAPARRAL WATER CONTROL DISTRICT, OR
CHARLESTON FIRE DISTRICT, OR
CHARLESTON SANITARY DISTRICT, OR
CHARLOTTE ANN WATER DISTRICT, OR
CHEHALEM PARK & RECREATION DISTRICT, OR
CHEHALEM PARK AND RECREATION DISTRICT
CHEMULT R.F.P.D., OR
CHENOWITH WATER P.U.D., OR
CHERRIOTS, OR
CHETCO COMMUNITY PUBLIC LIBRARY DISTRICT,
OR
CHILOQUIN VECTOR CONTROL DISTRICT, OR
CHILOQUIN-AGENCY LAKE R.F.P.D., OR
CHINOOK DRIVE SPECIAL ROAD DISTRICT, OR
CHR DISTRICT IMPROVEMENT COMPANY, OR
CHRISTMAS VALLEY DOMESTIC WATER DISTRICT,
OR
CHRISTMAS VALLEY PARK & RECREATION
DISTRICT, OR
CHRISTMAS VALLEY R.F.P.D., OR
CITY OF BOGALUSA SCHOOL BOARD, LA
CLACKAMAS COUNTY FIRE DISTRICT #1, OR
CLACKAMAS COUNTY SERVICE DISTRICT #1, OR
CLACKAMAS COUNTY VECTOR CONTROL
DISTRICT, OR
CLACKAMAS RIVER WATER
CLACKAMAS RIVER WATER, OR

ELKTON R.F.P.D., OR
EMERALD P.U.D., OR
ENTERPRISE IRRIGATION DISTRICT, OR
ESTACADA CEMETERY MAINTENANCE DISTRICT,
OR
ESTACADA R.F.P.D. #69, OR
EUGENE R.F.P.D. # 1, OR
EUGENE WATER AND ELECTRIC BOARD
EVANS VALLEY FIRE DISTRICT #6, OR
FAIR OAKS R.F.P.D., OR
FAIRVIEW R.F.P.D., OR
FAIRVIEW WATER DISTRICT, OR
FALCON HEIGHTS WATER AND SEWER, OR
FALCON-COVE BEACH WATER DISTRICT, OR
FALL RIVER ESTATES SPECIAL ROAD DISTRICT, OR
FARGO INTERCHANGE SERVICE DISTRICT, OR
FARMERS IRRIGATION DISTRICT, OR
FAT ELK DRAINAGE DISTRICT, OR
FERN RIDGE PUBLIC LIBRARY DISTRICT, OR
FERN VALLEY ESTATES IMPROVEMENT DISTRICT,
OR
FOR FAR ROAD DISTRICT, OR
FOREST GROVE R.F.P.D., OR
FOREST VIEW SPECIAL ROAD DISTRICT, OR
FORT ROCK-SILVER LAKE S.W.C.D., OR
FOUR RIVERS VECTOR CONTROL DISTRICT, OR
FOX CEMETERY MAINTENANCE DISTRICT, OR
GARDINER R.F.P.D., OR
GARDINER SANITARY DISTRICT, OR
GARIBALDI R.F.P.D., OR
GASTON R.F.P.D., OR
GATES R.F.P.D., OR
GEARHART R.F.P.D., OR
GILLIAM S.W.C.D., OR
GLENDALE AMBULANCE DISTRICT, OR
GLENDALE R.F.P.D., OR
GLENEDEN BEACH SPECIAL ROAD DISTRICT, OR
GLENEDEN SANITARY DISTRICT, OR
GLENWOOD WATER DISTRICT, OR
GLIDE - IDLEYLD SANITARY DISTRICT, OR
GLIDE R.F.P.D., OR
GOLD BEACH - WEDDERBURN R.F.P.D., OR
GOLD HILL IRRIGATION DISTRICT, OR
GOLDFINCH ROAD DISTRICT, OR
GOSHEN R.F.P.D., OR
GOVERNMENT CAMP ROAD DISTRICT, OR
GOVERNMENT CAMP SANITARY DISTRICT, OR
GRAND PRAIRIE WATER CONTROL DISTRICT, OR
GRAND RONDE SANITARY DISTRICT, OR
GRANT COUNTY TRANSPORTATION DISTRICT, OR
GRANT S.W.C.D., OR
GRANTS PASS IRRIGATION DISTRICT, OR
GREATER BOWEN VALLEY R.F.P.D., OR
GREATER ST. HELENS PARK & RECREATION
DISTRICT, OR
GREATER TOLEDO POOL RECREATION DISTRICT,
OR
GREEN KNOLLS SPECIAL ROAD DISTRICT, OR
GREEN SANITARY DISTRICT, OR
GREENACRES R.F.P.D., OR
GREENBERRY IRRIGATION DISTRICT, OR
GREENSPRINGS RURAL FIRE DISTRICT, OR
HAHLEN ROAD SPECIAL DISTRICT, OR
HAINES CEMETERY MAINTENANCE DISTRICT, OR
HAINES FIRE PROTECTION DISTRICT, OR

HALSEY-SHEDD R.F.P.D., OR
HAMLET R.F.P.D., OR
HARBOR R.F.P.D., OR
HARBOR SANITARY DISTRICT, OR
HARBOR WATER P.U.D., OR
HARNEY COUNTY HEALTH DISTRICT, OR
HARNEY S.W.C.D., OR
HARPER SOUTH SIDE IRRIGATION DISTRICT, OR
HARRISBURG FIRE AND RESCUE, OR
HAUSER R.F.P.D., OR
HAZELDELL RURAL FIRE DISTRICT, OR
HEBO JOINT WATER-SANITARY AUTHORITY, OR
HECETA WATER P.U.D., OR
HELIX CEMETERY MAINTENANCE DISTRICT #4, OR
HELIX PARK & RECREATION DISTRICT, OR
HELIX R.F.P.D. #7-411, OR
HEPPNER CEMETERY MAINTENANCE DISTRICT, OR
HEPPNER R.F.P.D., OR
HEPPNER WATER CONTROL DISTRICT, OR
HEREFORD COMMUNITY HALL RECREATION
DISTRICT, OR
HERMISTON CEMETERY DISTRICT, OR
HERMISTON IRRIGATION DISTRICT, OR
HIDDEN VALLEY MOBILE ESTATES IMPROVEMENT
DISTRICT, OR
HIGH DESERT PARK & RECREATION DISTRICT, OR
HIGHLAND SUBDIVISION WATER DISTRICT, OR
HONOLULU INTERNATIONAL AIRPORT
HOOD RIVER COUNTY LIBRARY DISTRICT, OR
HOOD RIVER COUNTY TRANSPORTATION DISTRICT,
OR
HOOD RIVER S.W.C.D., OR
HOOD RIVER VALLEY PARKS & RECREATION
DISTRICT, OR
HOODLAND FIRE DISTRICT #74
HOODLAND FIRE DISTRICT #74, OR
HORSEFLY IRRIGATION DISTRICT, OR
HOSKINS-KINGS VALLEY R.F.P.D., OR
HOUSING AUTHORITY OF PORTLAND
HUBBARD R.F.P.D., OR
HUDSON BAY DISTRICT IMPROVEMENT COMPANY,
OR
I N (KAY) YOUNG DITCH DISTRICT IMPROVEMENT
COMPANY, OR
ICE FOUNTAIN WATER DISTRICT, OR
IDAHO POINT SPECIAL ROAD DISTRICT, OR
IDANHA-DETROIT RURAL FIRE PROTECTION
DISTRICT, OR
ILLINOIS VALLEY FIRE DISTRICT
ILLINOIS VALLEY R.F.P.D., OR
ILLINOIS VALLEY S.W.C.D., OR
IMBLER R.F.P.D., OR
INTERLACHEN WATER P.U.D., OR
IONE LIBRARY DISTRICT, OR
IONE R.F.P.D. #6-604, OR
IRONSIDE CEMETERY MAINTENANCE DISTRICT, OR
IRONSIDE RURAL ROAD DISTRICT #5, OR
IRRIGON PARK & RECREATION DISTRICT, OR
IRRIGON R.F.P.D., OR
ISLAND CITY AREA SANITATION DISTRICT, OR
ISLAND CITY CEMETERY MAINTENANCE DISTRICT,
OR
JACK PINE VILLAGE SPECIAL ROAD DISTRICT, OR
JACKSON COUNTY FIRE DISTRICT #3, OR
JACKSON COUNTY FIRE DISTRICT #4, OR

LOWER UMPQUA HOSPITAL DISTRICT, OR
LOWER UMPQUA PARK & RECREATION DISTRICT,
OR
LOWER VALLEY WATER IMPROVEMENT DISTRICT,
OR
LUCE LONG DITCH DISTRICT IMPROVEMENT CO.,
OR
LUSTED WATER DISTRICT, OR
LYONS R.F.P.D., OR
LYONS-MEHAMA WATER DISTRICT, OR
MADRAS AQUATIC CENTER DISTRICT, OR
MAKAI SPECIAL ROAD DISTRICT, OR
MALHEUR COUNTY S.W.C.D., OR
MALHEUR COUNTY VECTOR CONTROL DISTRICT,
OR
MALHEUR DISTRICT IMPROVEMENT COMPANY, OR
MALHEUR DRAINAGE DISTRICT, OR
MALHEUR MEMORIAL HEALTH DISTRICT, OR
MALIN COMMUNITY CEMETERY MAINTENANCE
DISTRICT, OR
MALIN COMMUNITY PARK & RECREATION
DISTRICT, OR
MALIN IRRIGATION DISTRICT, OR
MALIN R.F.P.D., OR
MAPLETON FIRE DEPARTMENT, OR
MAPLETON WATER DISTRICT, OR
MARCOLA WATER DISTRICT, OR
MARION COUNTY EXTENSION & 4H SERVICE
DISTRICT, OR
MARION COUNTY FIRE DISTRICT #1, OR
MARION JACK IMPROVEMENT DISTRICT, OR
MARION S.W.C.D., OR
MARY'S RIVER ESTATES ROAD DISTRICT, OR
MCDONALD FOREST ESTATES SPECIAL ROAD
DISTRICT, OR
MCKAY ACRES IMPROVEMENT DISTRICT, OR
MCKAY DAM R.F.P.D. # 7-410, OR
MCKENZIE FIRE & RESCUE, OR
MCKENZIE PALISADES WATER SUPPLY
CORPORATION, OR
MCMINNVILLE R.F.P.D., OR
MCNULTY WATER P.U.D., OR
MEADOWS DRAINAGE DISTRICT, OR
MEDFORD IRRIGATION DISTRICT, OR
MEDFORD R.F.P.D. #2, OR
MEDFORD WATER COMMISSION
MEDICAL SPRINGS R.F.P.D., OR
MELHEUR COUNTY JAIL, OR
MERLIN COMMUNITY PARK DISTRICT, OR
MERRILL CEMETERY MAINTENANCE DISTRICT, OR
MERRILL PARK DISTRICT, OR
MERRILL R.F.P.D., OR
METRO REGIONAL GOVERNMENT
METRO REGIONAL PARKS
METROPOLITAN EXPOSITION RECREATION
COMMISSION
METROPOLITAN SERVICE DISTRICT (METRO)
MID COUNTY CEMETERY MAINTENANCE DISTRICT,
OR
MID-COLUMBIA FIRE AND RESCUE, OR
MIDDLE FORK IRRIGATION DISTRICT, OR
MIDLAND COMMUNITY PARK, OR
MIDLAND DRAINAGE IMPROVEMENT DISTRICT, OR
MILES CROSSING SANITARY SEWER DISTRICT, OR
MILL CITY R.F.P.D. #2-303, OR

MILL FOUR DRAINAGE DISTRICT, OR
MILLICOMA RIVER PARK & RECREATION DISTRICT,
OR
MILLINGTON R.F.P.D. #5, OR
MILO VOLUNTEER FIRE DEPARTMENT, OR
MILTON-FREEWATER AMBULANCE SERVICE AREA
HEALTH DISTRICT, OR
MILTON-FREEWATER WATER CONTROL DISTRICT,
OR
MIROCO SPECIAL ROAD DISTRICT, OR
MIST-BIRKENFELD R.F.P.D., OR
MODOC POINT IRRIGATION DISTRICT, OR
MODOC POINT SANITARY DISTRICT, OR
MOHAWK VALLEY R.F.P.D., OR
MOLALLA AQUATIC DISTRICT, OR
MOLALLA R.F.P.D. #73, OR
MONITOR R.F.P.D., OR
MONROE R.F.P.D., OR
MONUMENT CEMETERY MAINTENANCE DISTRICT,
OR
MONUMENT S.W.C.D., OR
MOOREA DRIVE SPECIAL ROAD DISTRICT, OR
MORO R.F.P.D., OR
MORROW COUNTY HEALTH DISTRICT, OR
MORROW COUNTY UNIFIED RECREATION
DISTRICT, OR
MORROW S.W.C.D., OR
MOSIER FIRE DISTRICT, OR
MOUNTAIN DRIVE SPECIAL ROAD DISTRICT, OR
MT. ANGEL R.F.P.D., OR
MT. HOOD IRRIGATION DISTRICT, OR
MT. LAKE CEMETERY DISTRICT, OR
MT. VERNON R.F.P.D., OR
MULINO WATER DISTRICT #1, OR
MULTNOMAH COUNTY DRAINAGE DISTRICT #1, OR
MULTNOMAH COUNTY R.F.P.D. #10, OR
MULTNOMAH COUNTY R.F.P.D. #14, OR
MULTNOMAH EDUCATION SERVICE DISTRICT
MYRTLE CREEK R.F.P.D., OR
NEAH-KAH-NIE WATER DISTRICT, OR
NEDONNA R.F.P.D., OR
NEHALEM BAY FIRE AND RESCUE, OR
NEHALEM BAY HEALTH DISTRICT, OR
NEHALEM BAY WASTEWATER AGENCY, OR
NESIKA BEACH-OPHIR WATER DISTRICT, OR
NESKOWIN REGIONAL SANITARY AUTHORITY, OR
NESKOWIN REGIONAL WATER DISTRICT, OR
NESTUCCA R.F.P.D., OR
NETARTS WATER DISTRICT, OR
NETARTS-OCEANSIDE R.F.P.D., OR
NETARTS-OCEANSIDE SANITARY DISTRICT, OR
NEW BRIDGE WATER SUPPLY DISTRICT, OR
NEW CARLTON FIRE DISTRICT, OR
NEW ORLEANS REDEVELOPMENT AUTHORITY, LA
NEW PINE CREEK R.F.P.D., OR
NEWBERG R.F.P.D., OR
NEWBERRY ESTATES SPECIAL ROAD DISTRICT, OR
NEWPORT R.F.P.D., OR
NEWT YOUNG DITCH DISTRICT IMPROVEMENT
COMPANY, OR
NORTH ALBANY R.F.P.D., OR
NORTH BAY R.F.P.D. #9, OR
NORTH CLACKAMAS PARKS & RECREATION
DISTRICT, OR
NORTH COUNTY RECREATION DISTRICT, OR

QUAIL VALLEY PARK IMPROVEMENT DISTRICT, OR
QUEENER IRRIGATION IMPROVEMENT DISTRICT,
OR
RAINBOW WATER DISTRICT, OR
RAINIER CEMETERY DISTRICT, OR
RAINIER DRAINAGE IMPROVEMENT COMPANY, OR
RALEIGH WATER DISTRICT, OR
REDMOND AREA PARK & RECREATION DISTRICT,
OR
REDMOND FIRE AND RESCUE, OR
RIDDLE FIRE PROTECTION DISTRICT, OR
RIDGEWOOD DISTRICT IMPROVEMENT COMPANY,
OR
RIDGEWOOD ROAD DISTRICT, OR
RIETH SANITARY DISTRICT, OR
RIETH WATER DISTRICT, OR
RIMROCK WEST IMPROVEMENT DISTRICT, OR
RINK CREEK WATER DISTRICT, OR
RIVER BEND ESTATES SPECIAL ROAD DISTRICT, OR
RIVER FOREST ACRES SPECIAL ROAD DISTRICT, OR
RIVER MEADOWS IMPROVEMENT DISTRICT, OR
RIVER PINES ESTATES SPECIAL ROAD DISTRICT, OR
RIVER ROAD PARK & RECREATION DISTRICT, OR
RIVER ROAD WATER DISTRICT, OR
RIVERBEND RIVERBANK WATER IMPROVEMENT
DISTRICT, OR
RIVERDALE R.F.P.D. 11-JT, OR
RIVERGROVE WATER DISTRICT, OR
RIVERSIDE MISSION WATER CONTROL DISTRICT,
OR
RIVERSIDE R.F.P.D. #7-406, OR
RIVERSIDE WATER DISTRICT, OR
ROBERTS CREEK WATER DISTRICT, OR
ROCK CREEK DISTRICT IMPROVEMENT, OR
ROCK CREEK WATER DISTRICT, OR
ROCKWOOD WATER P.U.D., OR
ROCKY POINT FIRE & EMS, OR
ROGUE RIVER R.F.P.D., OR
ROGUE RIVER VALLEY IRRIGATION DISTRICT, OR
ROGUE VALLEY SEWER SERVICES, OR
ROGUE VALLEY SEWER, OR
ROGUE VALLEY TRANSPORTATION DISTRICT, OR
ROSEBURG URBAN SANITARY AUTHORITY, OR
ROSEWOOD ESTATES ROAD DISTRICT, OR
ROW RIVER VALLEY WATER DISTRICT, OR
RURAL ROAD ASSESSMENT DISTRICT #3, OR
RURAL ROAD ASSESSMENT DISTRICT #4, OR
SAINT LANDRY PARISH TOURIST COMMISSION
SAINT MARY PARISH REC DISTRICT 2
SAINT MARY PARISH REC DISTRICT 3
SAINT TAMMANY FIRE DISTRICT 4, LA
SALEM AREA MASS TRANSIT DISTRICT, OR
SALEM MASS TRANSIT DISTRICT
SALEM SUBURBAN R.F.P.D., OR
SALISHAN SANITARY DISTRICT, OR
SALMON RIVER PARK SPECIAL ROAD DISTRICT, OR
SALMON RIVER PARK WATER IMPROVEMENT
DISTRICT, OR
SALMONBERRY TRAIL INTERGOVERNMENTAL
AGENCY, OR
SANDPIPER VILLAGE SPECIAL ROAD DISTRICT, OR
SANDY DRAINAGE IMPROVEMENT COMPANY, OR
SANDY R.F.P.D. #72, OR
SANTA CLARA R.F.P.D., OR
SANTA CLARA WATER DISTRICT, OR

SANTIAM WATER CONTROL DISTRICT, OR
SAUVIE ISLAND DRAINAGE IMPROVEMENT
COMPANY, OR
SAUVIE ISLAND VOLUNTEER FIRE DISTRICT #30J,
OR
SCAPPOOSE DRAINAGE IMPROVEMENT COMPANY,
OR
SCAPPOOSE PUBLIC LIBRARY DISTRICT, OR
SCAPPOOSE R.F.P.D., OR
SCIO R.F.P.D., OR
SCOTTSBURG R.F.P.D., OR
SEAL ROCK R.F.P.D., OR
SEAL ROCK WATER DISTRICT, OR
SEWERAGE AND WATER BOARD OF NEW ORLEANS,
LA
SHANGRI-LA WATER DISTRICT, OR
SHASTA VIEW IRRIGATION DISTRICT, OR
SHELLEY ROAD CREST ACRES WATER DISTRICT,
OR
SHERIDAN FIRE DISTRICT, OR
SHERMAN COUNTY HEALTH DISTRICT, OR
SHERMAN COUNTY S.W.C.D., OR
SHORELINE SANITARY DISTRICT, OR
SILETZ KEYS SANITARY DISTRICT, OR
SILETZ R.F.P.D., OR
SILVER FALLS LIBRARY DISTRICT, OR
SILVER LAKE IRRIGATION DISTRICT, OR
SILVER LAKE R.F.P.D., OR
SILVER SANDS SPECIAL ROAD DISTRICT, OR
SILVERTON R.F.P.D. NO. 2, OR
SISTERS PARKS & RECREATION DISTRICT, OR
SISTERS-CAMP SHERMAN R.F.P.D., OR
SIUSLAW PUBLIC LIBRARY DISTRICT, OR
SIUSLAW S.W.C.D., OR
SIUSLAW VALLEY FIRE AND RESCUE, OR
SIXES R.F.P.D., OR
SKIPANON WATER CONTROL DISTRICT, OR
SKYLINE VIEW DISTRICT IMPROVEMENT
COMPANY, OR
SLEEPY HOLLOW WATER DISTRICT, OR
SMITH DITCH DISTRICT IMPROVEMENT COMPANY,
OR
SOUTH CLACKAMAS TRANSPORTATION DISTRICT,
OR
SOUTH COUNTY HEALTH DISTRICT, OR
SOUTH FORK WATER BOARD, OR
SOUTH GILLIAM COUNTY CEMETERY DISTRICT, OR
SOUTH GILLIAM COUNTY HEALTH DISTRICT, OR
SOUTH GILLIAM COUNTY R.F.P.D. VI-301, OR
SOUTH LAFOURCHE LEVEE DISTRICT, LA
SOUTH LANE COUNTY FIRE & RESCUE, OR
SOUTH SANTIAM RIVER WATER CONTROL
DISTRICT, OR
SOUTH SHERMAN FIRE DISTRICT, OR
SOUTH SUBURBAN SANITARY DISTRICT, OR
SOUTH WASCO PARK & RECREATION DISTRICT, OR
SOUTHERN COOS HEALTH DISTRICT, OR
SOUTHERN CURRY CEMETERY MAINTENANCE
DISTRICT, OR
SOUTHVIEW IMPROVEMENT DISTRICT, OR
SOUTHWEST LINCOLN COUNTY WATER DISTRICT,
OR
SOUTHWESTERN POLK COUNTY R.F.P.D., OR
SOUTHWOOD PARK WATER DISTRICT, OR
SPECIAL ROAD DISTRICT #1, OR

WARMSPRINGS IRRIGATION DISTRICT, OR
 WASCO COUNTY S.W.C.D., OR
 WATER ENVIRONMENT SERVICES, OR
 WATER WONDERLAND IMPROVEMENT DISTRICT,
 OR
 WATERBURY & ALLEN DITCH IMPROVEMENT
 DISTRICT, OR
 WATSECO-BARVIEW WATER DISTRICT, OR
 WAUNA WATER DISTRICT, OR
 WEDDERBURN SANITARY DISTRICT, OR
 WEST EAGLE VALLEY WATER CONTROL DISTRICT,
 OR
 WEST EXTENSION IRRIGATION DISTRICT, OR
 WEST LABISH DRAINAGE & WATER CONTROL
 IMPROVEMENT DISTRICT, OR
 WEST MULTNOMAH S.W.C.D., OR
 WEST SIDE R.F.P.D., OR
 WEST SLOPE WATER DISTRICT, OR
 WEST UMATILLA MOSQUITO CONTROL DISTRICT,
 OR
 WEST VALLEY FIRE DISTRICT, OR
 WESTERN HEIGHTS SPECIAL ROAD DISTRICT, OR
 WESTERN LANE AMBULANCE DISTRICT, OR
 WESTLAND IRRIGATION DISTRICT, OR
 WESTON ATHENA MEMORIAL HALL PARK &
 RECREATION DISTRICT, OR
 WESTON CEMETERY DISTRICT #2, OR
 WESTPORT FIRE AND RESCUE, OR
 WESTRIDGE WATER SUPPLY CORPORATION, OR
 WESTWOOD HILLS ROAD DISTRICT, OR
 WESTWOOD VILLAGE ROAD DISTRICT, OR
 WHEELER S.W.C.D., OR
 WHITE RIVER HEALTH DISTRICT, OR
 WIARD MEMORIAL PARK DISTRICT, OR
 WICKIUP WATER DISTRICT, OR
 WILLAKENZIE R.F.P.D., OR
 WILLAMALANE PARK & RECREATION DISTRICT, OR
 WILLAMALANE PARK AND RECREATION DISTRICT
 WILLAMETTE HUMANE SOCIETY
 WILLAMETTE RIVER WATER COALITION, OR
 WILLIAMS R.F.P.D., OR
 WILLOW CREEK PARK DISTRICT, OR
 WILLOW DALE WATER DISTRICT, OR
 WILSON RIVER WATER DISTRICT, OR
 WINCHESTER BAY R.F.P.D., OR
 WINCHESTER BAY SANITARY DISTRICT, OR
 WINCHUCK R.F.P.D., OR
 WINSTON-DILLARD R.F.P.D., OR
 WINSTON-DILLARD WATER DISTRICT, OR
 WOLF CREEK R.F.P.D., OR
 WOOD RIVER DISTRICT IMPROVEMENT COMPANY,
 OR
 WOODBURN R.F.P.D. NO. 6, OR
 WOODLAND PARK SPECIAL ROAD DISTRICT, OR
 WOODS ROAD DISTRICT, OR
 WRIGHT CREEK ROAD WATER IMPROVEMENT
 DISTRICT, OR
 WY'EAST FIRE DISTRICT, OR
 YACHATS R.F.P.D., OR
 YAMHILL COUNTY TRANSIT AREA, OR
 YAMHILL FIRE PROTECTION DISTRICT, OR
 YAMHILL SWCD, OR
 YONCALLA PARK & RECREATION DISTRICT, OR
 YOUNGS RIVER-LEWIS & CLARK WATER DISTRICT,
 OR

ZUMWALT R.F.P.D., OR

K-12 INCLUDING BUT NOT LIMITED TO:

ACADIA PARISH SCHOOL BOARD
 BEAVERTON SCHOOL DISTRICT
 BEND-LA PINE SCHOOL DISTRICT
 BOGALUSA HIGH SCHOOL, LA
 BOSSIER PARISH SCHOOL BOARD
 BROOKING HARBOR SCHOOL DISTRICT
 CADDO PARISH SCHOOL DISTRICT
 CALCASIEU PARISH SCHOOL DISTRICT
 CANBY SCHOOL DISTRICT
 CANYONVILLE CHRISTIAN ACADEMY
 CASCADE SCHOOL DISTRICT
 CASCADES ACADEMY OF CENTRAL OREGON
 CENTENNIAL SCHOOL DISTRICT
 CENTRAL CATHOLIC HIGH SCHOOL
 CENTRAL POINT SCHOOL DISTRICT NO.6
 CENTRAL SCHOOL DISTRICT 13J
 COOS BAY SCHOOL DISTRICT NO.9
 CORVALLIS SCHOOL DISTRICT 509J
 COUNTY OF YAMHILL SCHOOL DISTRICT 29
 CULVER SCHOOL DISTRICT
 DALLAS SCHOOL DISTRICT NO.2
 DAVID DOUGLAS SCHOOL DISTRICT
 DAYTON SCHOOL DISTRICT NO.8
 DE LA SALLE N CATHOLIC HS
 DESCHUTES COUNTY SCHOOL DISTRICT NO.6
 DOUGLAS EDUCATIONAL DISTRICT SERVICE
 DUFUR SCHOOL DISTRICT NO.29
 EAST BATON ROUGE PARISH SCHOOL DISTRICT
 ESTACADA SCHOOL DISTRICT NO.10B
 FOREST GROVE SCHOOL DISTRICT
 GEORGE MIDDLE SCHOOL
 GLADSTONE SCHOOL DISTRICT
 GRANTS PASS SCHOOL DISTRICT 7
 GREATER ALBANY PUBLIC SCHOOL DISTRICT
 GRESHAM BARLOW JOINT SCHOOL DISTRICT
 HEAD START OF LANE COUNTY
 HIGH DESERT EDUCATION SERVICE DISTRICT
 HILLSBORO SCHOOL DISTRICT
 HOOD RIVER COUNTY SCHOOL DISTRICT
 JACKSON CO SCHOOL DIST NO.9
 JEFFERSON COUNTY SCHOOL DISTRICT 509-J
 JEFFERSON PARISH SCHOOL DISTRICT
 JEFFERSON SCHOOL DISTRICT
 JUNCTION CITY SCHOOLS, OR
 KLAMATH COUNTY SCHOOL DISTRICT
 KLAMATH FALLS CITY SCHOOLS
 LAFAYETTE PARISH SCHOOL DISTRICT
 LAKE OSWEGO SCHOOL DISTRICT 7J
 LANE COUNTY SCHOOL DISTRICT 4J
 LINCOLN COUNTY SCHOOL DISTRICT
 LINN CO. SCHOOL DIST. 95C
 LIVINGSTON PARISH SCHOOL DISTRICT
 LOST RIVER JR/SR HIGH SCHOOL
 LOWELL SCHOOL DISTRICT NO.71
 MARION COUNTY SCHOOL DISTRICT
 MARION COUNTY SCHOOL DISTRICT 103
 MARIST HIGH SCHOOL, OR
 MCMINNVILLE SCHOOL DISTRICT NOAO
 MEDFORD SCHOOL DISTRICT 549C
 MITCH CHARTER SCHOOL
 MONROE SCHOOL DISTRICT NO.1J

QUAIL RUN PRIMARY SCHOOL, UT
 QUEST ACADEMY, UT
 RANCHES ACADEMY, UT
 REAGAN ACADEMY, UT
 RENAISSANCE ACADEMY, UT
 RICH SCHOOL DISTRICT, UT
 ROCKWELL CHARTER HIGH SCHOOL, UT
 SALT LAKE ARTS ACADEMY, UT
 SALT LAKE CENTER FOR SCIENCE EDUCATION, UT
 SALT LAKE SCHOOL DISTRICT, UT
 SALT LAKE SCHOOL FOR THE PERFORMING ARTS,
 UT
 SAN JUAN SCHOOL DISTRICT, UT
 SEVIER SCHOOL DISTRICT, UT
 SOLDIER HOLLOW CHARTER SCHOOL, UT
 SOUTH SANPETE SCHOOL DISTRICT, UT
 SOUTH SUMMIT SCHOOL DISTRICT, UT
 SPECTRUM ACADEMY, UT
 SUCCESS ACADEMY, UT
 SUCCESS SCHOOL, UT
 SUMMIT ACADEMY, UT
 SUMMIT ACADEMY HIGH SCHOOL, UT
 SYRACUSE ARTS ACADEMY, UT
 THOMAS EDISON - NORTH, UT
 TIMPANOGOS ACADEMY, UT
 TINTIC SCHOOL DISTRICT, UT
 TOOEELE SCHOOL DISTRICT, UT
 TUACAHN HIGH SCHOOL FOR THE PERFORMING
 ARTS, UT
 UINTAH RIVER HIGH, UT
 UINTAH SCHOOL DISTRICT, UT
 UTAH CONNECTIONS ACADEMY, UT
 UTAH COUNTY ACADEMY OF SCIENCE, UT
 UTAH ELECTRONIC HIGH SCHOOL, UT
 UTAH SCHOOLS FOR DEAF & BLIND, UT
 UTAH STATE OFFICE OF EDUCATION, UT
 UTAH VIRTUAL ACADEMY, UT
 VENTURE ACADEMY, UT
 VISTA AT ENTRADA SCHOOL OF PERFORMING
 ARTS AND TECHNOLOGY, UT
 WALDEN SCHOOL OF LIBERAL ARTS, UT
 WASATCH PEAK ACADEMY, UT
 WASATCH SCHOOL DISTRICT, UT
 WASHINGTON SCHOOL DISTRICT, UT
 WAYNE SCHOOL DISTRICT, UT
 WEBER SCHOOL DISTRICT, UT
 WEILENMANN SCHOOL OF DISCOVERY, UT

HIGHER EDUCATION

ARGOSY UNIVERSITY
 BATON ROUGE COMMUNITY COLLEGE, LA
 BIRTHINGWAY COLLEGE OF MIDWIFERY
 BLUE MOUNTAIN COMMUNITY COLLEGE
 BRIGHAM YOUNG UNIVERSITY - HAWAII
 CENTRAL OREGON COMMUNITY COLLEGE
 CENTENARY COLLEGE OF LOUISIANA
 CHEMEKETA COMMUNITY COLLEGE
 CLACKAMAS COMMUNITY COLLEGE
 COLLEGE OF THE MARSHALL ISLANDS
 COLUMBIA GORGE COMMUNITY COLLEGE
 CONCORDIA UNIVERSITY
 GEORGE FOX UNIVERSITY
 KLAMATH COMMUNITY COLLEGE DISTRICT
 LANE COMMUNITY COLLEGE
 LEWIS AND CLARK COLLEGE

LINFIELD COLLEGE
 LINN-BENTON COMMUNITY COLLEGE
 LOUISIANA COLLEGE, LA
 LOUISIANA STATE UNIVERSITY
 LOUISIANA STATE UNIVERSITY HEALTH SERVICES
 MARYLHURST UNIVERSITY
 MT. HOOD COMMUNITY COLLEGE
 MULTNOMAH BIBLE COLLEGE
 NATIONAL COLLEGE OF NATURAL MEDICINE
 NORTHWEST CHRISTIAN COLLEGE
 OREGON HEALTH AND SCIENCE UNIVERSITY
 OREGON INSTITUTE OF TECHNOLOGY
 OREGON STATE UNIVERSITY
 OREGON UNIVERSITY SYSTEM
 PACIFIC UNIVERSITY
 PIONEER PACIFIC COLLEGE
 PORTLAND COMMUNITY COLLEGE
 PORTLAND STATE UNIVERSITY
 REED COLLEGE
 RESEARCH CORPORATION OF THE UNIVERSITY OF
 HAWAII
 ROGUE COMMUNITY COLLEGE
 SOUTHEASTERN LOUISIANA UNIVERSITY
 SOUTHERN OREGON UNIVERSITY (OREGON
 UNIVERSITY SYSTEM)
 SOUTHWESTERN OREGON COMMUNITY COLLEGE
 TULANE UNIVERSITY
 TILLAMOOK BAY COMMUNITY COLLEGE
 UMPQUA COMMUNITY COLLEGE
 UNIVERSITY OF HAWAII BOARD OF REGENTS
 UNIVERSITY OF HAWAII-HONOLULU COMMUNITY
 COLLEGE
 UNIVERSITY OF OREGON-GRADUATE SCHOOL
 UNIVERSITY OF PORTLAND
 UNIVERSITY OF NEW ORLEANS
 WESTERN OREGON UNIVERSITY
 WESTERN STATES CHIROPRACTIC COLLEGE
 WILLAMETTE UNIVERSITY
 XAVIER UNIVERSITY
 UTAH SYSTEM OF HIGHER EDUCATION, UT
 UNIVERSITY OF UTAH, UT
 UTAH STATE UNIVERSITY, UT
 WEBER STATE UNIVERSITY, UT
 SOUTHERN UTAH UNIVERSITY, UT
 SNOW COLLEGE, UT
 DIXIE STATE COLLEGE, UT
 COLLEGE OF EASTERN UTAH, UT
 UTAH VALLEY UNIVERSITY, UT
 SALT LAKE COMMUNITY COLLEGE, UT
 UTAH COLLEGE OF APPLIED TECHNOLOGY, UT

STATE AGENCIES

ADMIN. SERVICES OFFICE
 BOARD OF MEDICAL EXAMINERS
 HAWAII CHILD SUPPORT ENFORCEMENT AGENCY
 HAWAII DEPARTMENT OF TRANSPORTATION
 HAWAII HEALTH SYSTEMS CORPORATION
 OFFICE OF MEDICAL ASSISTANCE PROGRAMS
 OFFICE OF THE STATE TREASURER
 OREGON BOARD OF ARCHITECTS
 OREGON CHILD DEVELOPMENT COALITION
 OREGON DEPARTMENT OF EDUCATION
 OREGON DEPARTMENT OF FORESTRY
 OREGON DEPT OF TRANSPORTATION
 OREGON DEPT. OF EDUCATION

Woods | A Blount International Brand
2606 South Illinois Route 2
Post Office Box 1000
Oregon, Illinois 61061
800-319-6637 tel
800-399-6637 fax
woodsequipment.com



Woods Equipment Company, a division of Blount International, headquartered in Oregon, Illinois, is the leader in top-quality tractor, skidsteer and construction attachments and replacement parts for the government, agricultural, grounds maintenance and construction markets.

I, Jerry Johnson, President, appoint Kera Roschi, Strategic Accounts Manager as the County's primary point of contact during clarifications or negotiations.

A handwritten signature in blue ink, appearing to read "J. Johnson". The signature is fluid and cursive.

Jerry Johnson
President, Farm Ranch & Agriculture Division

5.2 Executive Summary

Woods Equipment Company is responding to the OMNIA/Cobb County Purchasing Departments sealed Bid# 20-6504 Implements, Attachments, and Related Products for Tractors, Mowers and Related Equipment. Pricing and service of the contract is equal or better to other state and cooperative contracts held. The proposal contains:

5.1 Cover Letter

5.2 Executive Summary

5.3 Company Background/Profile

5.4 Experience

5.5 Product Information/Service Capability

5.6 Pricing

5.7 Financial Statements

5.8 National Contracts

5.3 Company Background/Profile

- a. Woods Equipment Company, a division of Blount International
2606 IL Route 2 South
Oregon, IL 61061
800-319-6637
800-399-6637 fax
Federal ID# 36-3868248
www.woodsequipment.com
- b. Established: 1946
- c. Size: 464 employees in manufacturing and distribution facilities in Oregon, IL, Kronenwetter, WI and Rockford, IL
- d. Ownership: Woods is a Corporation owned by Blount International, Inc
- e. Woods has never failed to complete work for which a contract was issued
- f. There are no civil or criminal actions pending against the firm or personnel related to contracting
- g. The firm has never been disqualified from working for any public entity

5.4 Experience

1. Sourcewell

- a. Woods establishes discount off list pricing structure for full line of tractor, skid steer and construction attachments available for contract purchase through dealer network to complete delivery, set-up, invoicing and service of equipment as authorized manufacturers' representatives.
- b. Dollar value: total contract value unknown
- c. Assigned project personnel: Kera Roschi, Strategic Accounts Manager
- d. Kelly Pearson, Contract Administrator, 218-895-4139, kelly.pearson@sourcewell-mn.gov

2. Louisiana State Contract

- a. Woods establishes discount off list pricing structure for full line of tractor, skid steer and construction attachments available for contract purchase through dealer network to complete delivery, set-up, invoicing and service of equipment as authorized manufacturers' representatives.
- b. Dollar value: total contract value unknown
- c. Assigned project personnel: Kera Roschi, Strategic Accounts Manager
- d. Tiffany Fontenot, State Procurement Analyst, 225-342-8010, tiffany.fontenot@la.gov

3. Iowa State Contract

- a. Woods establishes discount off list pricing structure for full line of tractor, skid steer and construction attachments available for contract purchase through dealer network to complete delivery, set-up, invoicing and service of equipment as authorized manufacturers' representatives.
- b. Dollar value: total contract value unknown
- c. Assigned project personnel: Kera Roschi, Strategic Accounts Manager
- d. David Kundid, Purchasing Agent, 515-242-5005, david.kundid@iowa.gov

5.5 Product Information/Service Capability

- a. Woods full line of attachments for tractors, skid steer and construction attachments is available under the contract. See products at: www.woodsequipment.com Woods 2020 Product Guide hard copy included and digital copies included on each flash drive.
- b. Woods has over 1100 authorized locations in North America to order product, take delivery, complete set-up, invoice, deliver, and service and maintain equipment as needed.
- c. Due to the nature of the product with configurations and options, ordering methods are done in-person or via phone or email with authorized Woods dealers for proper equipment selection for the application.
- d. Payment terms and method of payment are at dealer's discretion, dealer's payment to Woods is due in 45 days of invoice.

Request for Taxpayer Identification Number and Certification

Give Form to the
requester. Do not
send to the IRS.

▶ Go to www.irs.gov/FormW9 for instructions and the latest information.

1 Name (as shown on your income tax return). Name is required on this line; do not leave this line blank. Woods Equipment Company	
2 Business name/disregarded entity name, if different from above	
3 Check appropriate box for federal tax classification of the person whose name is entered on line 1. Check only one of the following seven boxes. <input type="checkbox"/> Individual/sole proprietor or single-member LLC <input checked="" type="checkbox"/> C Corporation <input type="checkbox"/> S Corporation <input type="checkbox"/> Partnership <input type="checkbox"/> Trust/estate <input type="checkbox"/> Limited liability company. Enter the tax classification (C=C corporation, S=S corporation, P=Partnership) ▶ _____ <small>Note: Check the appropriate box in the line above for the tax classification of the single-member owner. Do not check LLC if the LLC is classified as a single-member LLC that is disregarded from the owner unless the owner of the LLC is another LLC that is not disregarded from the owner for U.S. federal tax purposes. Otherwise, a single-member LLC that is disregarded from the owner should check the appropriate box for the tax classification of its owner.</small> <input type="checkbox"/> Other (see instructions) ▶ _____	4 Exemptions (codes apply only to certain entities, not individuals; see instructions on page 3) Exempt payee code (if any) _____ Exemption from FATCA reporting code (if any) _____ <small>(Applies to accounts maintained outside the U.S.)</small>
5 Address (number, street, and apt. or suite no.) See instructions. 2606 South Illinois Route 2	Requester's name and address (optional)
6 City, state, and ZIP code Oregon, IL 61061	
7 List account number(s) here (optional)	

Print or type. See Specific Instructions on page 3.

Part I Taxpayer Identification Number (TIN)

Enter your TIN in the appropriate box. The TIN provided must match the name given on line 1 to avoid backup withholding. For individuals, this is generally your social security number (SSN). However, for a resident alien, sole proprietor, or disregarded entity, see the instructions for Part I, later. For other entities, it is your employer identification number (EIN). If you do not have a number, see *How to get a TIN*, later.

Social security number									
or									
Employer identification number									
3	6	-	3	8	6	8	2	4	8

Note: If the account is in more than one name, see the instructions for line 1. Also see *What Name and Number To Give the Requester* for guidelines on whose number to enter.

Part II Certification

Under penalties of perjury, I certify that:

1. The number shown on this form is my correct taxpayer identification number (or I am waiting for a number to be issued to me); and
2. I am not subject to backup withholding because: (a) I am exempt from backup withholding, or (b) I have not been notified by the Internal Revenue Service (IRS) that I am subject to backup withholding as a result of a failure to report all interest or dividends, or (c) the IRS has notified me that I am no longer subject to backup withholding; and
3. I am a U.S. citizen or other U.S. person (defined below); and
4. The FATCA code(s) entered on this form (if any) indicating that I am exempt from FATCA reporting is correct.

Certification instructions. You must cross out item 2 above if you have been notified by the IRS that you are currently subject to backup withholding because you have failed to report all interest and dividends on your tax return. For real estate transactions, item 2 does not apply. For mortgage interest paid, acquisition or abandonment of secured property, cancellation of debt, contributions to an individual retirement arrangement (IRA), and generally, payments other than interest and dividends, you are not required to sign the certification, but you must provide your correct TIN. See the instructions for Part II, later.

Sign Here	Signature of U.S. person ▶ <i>Sam Stone</i>	Date ▶ <i>3-9-2020</i>
------------------	---	------------------------

General Instructions

Section references are to the Internal Revenue Code unless otherwise noted.

Future developments. For the latest information about developments related to Form W-9 and its instructions, such as legislation enacted after they were published, go to www.irs.gov/FormW9.

Purpose of Form

An individual or entity (Form W-9 requester) who is required to file an information return with the IRS must obtain your correct taxpayer identification number (TIN) which may be your social security number (SSN), individual taxpayer identification number (ITIN), adopt-on taxpayer identification number (ATIN), or employer identification number (EIN), to report on an information return the amount paid to you, or other amount reportable on an information return. Examples of information returns include, but are not limited to, the following.

- Form 1099-INT (interest earned or paid)

- Form 1099-DIV (dividends, including those from stocks or mutual funds)
- Form 1099-MISC (various types of income, prizes, awards, or gross proceeds)
- Form 1099-B (stock or mutual fund sales and certain other transactions by brokers)
- Form 1099-S (proceeds from real estate transactions)
- Form 1099-K (merchant card and third party network transactions)
- Form 1098 (home mortgage interest), 1098-E (student loan interest), 1098-T (tuition)
- Form 1099-C (canceled debt)
- Form 1099-A (acquisition or abandonment of secured property)
 Use Form W-9 only if you are a U.S. person (including a resident alien), to provide your correct TIN.
If you do not return Form W-9 to the requester with a TIN, you might be subject to backup withholding. See What is backup withholding, later.